COMMERCIAL

SINGLE SPLIT

LINE - UP

H-INVERTER (R32)

STANDARD INVERTER (R32)

H-INVERTER (R32)									STANDARD INVERTER (R32)						
kBtu/h	Type kW	Ceiling Mounted Cassette	Ceiling Concealed Duct		Ceiling Suspended	ODU			Ceiling Mounted Cassette	Ceiling Concealed Duct		Ceiling Suspended	Console / Wall Mounted	ODU	
			Mid Static	Low Static		1Ø	3Ø			Mid Static	Low Static			1Ø	3Ø
9	2.5	UT09FH NQ0				UUA1 UL0			CT09F NR0		CL09F N50		UQ09 NA0	UUA1 UL0	
12	3.4	UT12FH NQ0	UM12FH N10	UL12FH N50					CT12F NR0		CL12F N50		UQ12 NA0		
18	5.0	UT18FH NB0	UM18FH N10	UL18FH N30	UV18FH N10	UUB1 U20			CT18F NQ0	CM18F N10	CL18F N60	UV18F N10	UQ18 NA0	UUB1 U20	
24	6.8	UT24FH NA0	UM24FH N20		UV24FH N20	UUC1 U40			CT24F NB0	CM24F N10	CL24F N30	UV24F N10		UUC1 U40	
30	8.0	UT30FH NA0	UM30FH N20		UV30FH N20				UT30F NB0	UM30F N10		UV30F N10	US30F NR0		
36	9.5	UT36FH NA0	UM36FH N30		UV36FH N20				UT36F NA0	UM36F N20		UV36F N20	US36F NR0		
42	12.0	UT42FH NA0	UM42FH N30		UV42FH N20	UUD1 U30	UUD3 U30		UT42F NA0	UM42F N20		UV42F N20		UUD1 U30	UUD3 U30
48	13.4	UT48FH NA0	UM48FH N30						UT48F NA0	UM48F N30		UV48F N20			
60	14.6	UT60FH NA0							UT60F NA0	UM60F N30		UV60F N20			
70	20.0														
85	25.0														

LINE - UP

COMPACT INVERTER (R32)

STANDARD INVERTER (R410A)

COMPACT INVERTER (R32)								STANDARD INVERTER (R410A)				
kBtu/h	Type kW	Ceiling Mounted Cassette	Ceiling Concealed Duct		Ceiling Suspended	Wall Mounted	ODU	Ceiling Concealed Duct (High Static)	Floor Standing	ODU	
			Mid Static	Low Static			1Ø			1Ø	3Ø
9	2.5										
12	3.4										
18	5.0	CT18F NQ0	CM18F N10	CL18F N60	UV18F N10		UUA1 UL0				
24	6.8	CT24F NB0	CM24F N10	CL24F N30	UV24F N10		UUB1 U20				
30	8.0	UT30F NB0	UM30F N10		UV30F N10	US30F NR0					
36	9.5	UT36F NA0	UM36F N20		UV36F N20	US36F NR0	UUC1 U40				
42	12.0										
48	13.4								UP48 NT2	UU48W U32	UU49W U32
60	14.6										
70	20.0							UB70 N94			UU70W U34
85	25.0							UB85 N94			UU85W U74

SINGLE SPLIT



FEATURE OVERVIEW

Category		H-Inverter (R32)								
kBtu/h		9	12	18	24	30	36	42	48	60
kW		2.5	3.4	5.0	6.8	8.0	9.5	12.0	13.4	14.6
Supreme Energy Efficiency	BLDC Comp & Fan Motor	●	●	●	●	●	●	●	●	●
	Eurovent Certi.	●	●	●	●	●	●	●	●	●
	High Level SEER / SCOP	●	●	●	●	●	●	●	●	●
	Variable Voltage Control	●	●	●	●	●	●	●	●	●
	Wide Louver Fin	●	●	●	●	●	●	●	●	●
	Optimised Heat Exchanger Path			●	●	●	●	●	●	●
	Power Saving Start up	●	●	●	●	●	●	●	●	●
	Peak Current Control			●	●	●	●	●	●	●
	Mode Lock	●*	●*	●	●	●	●	●	●	●
	Standby Mode	●	●	●	●	●	●	●	●	●
Comfort Environment	Comfort Cooling with Humidity sensor**			●	●	●	●	●	●	●
	Night Silent Operation			●	●	●	●	●	●	●
	Continuous Cooling Operation	●	●	●	●	●	●	●	●	●
High Performance & Reliability	Quick & Reliable Operation	●	●	●	●	●	●	●	●	●
	R1 Compressor						●	●	●	●
	Corrision resistance Black Fin	●	●	●	●	●	●	●	●	●
	Long Pipe Installation	●	●	●	●	●	●	●	●	●
Convenient Control System	LG ThinQ***	●	●	●	●	●	●	●	●	●
	Easy Control (PI-485 Connection)	●	●	●	●	●	●	●	●	●
	1 Point External Input****	●	●	●	●	●	●	●	●	●
	Forced Cooling Operation			●	●	●	●	●	●	●
	Mobile LG MV	●	●	●	●	●	●	●	●	●
	Weekly Program*****	●	●	●	●	●	●	●	●	●
Enhanced Application	Synchro function									
	Connection with AHU			●	●	●	●	●	●	●

* With controller PREMTB001 / PREMTBB01 / PREMTB100 / PREMTBB10
** Available only for Celling Mounted cassette (840 x 840), Celling Suspended, Console models.
*** Available with LG Wi-Fi modem(PWFMDD200) and it should be connected to the indoor unit.
**** Available except for Wall Mounted Unit.
***** Weekly program is available with wired remote controller.

Category		Standard Inverter (R32)									Compact Inverter (R32)			
kBtu/h		9	12	18	24	30	36	42	48	60	18	24	30	36
kW		2.5	3.4	5.0	6.8	8.0	9.5	12.0	13.4	14.6	5.0	6.8	8.0	9.5
Supreme Energy Efficiency	BLDC Comp & Fan Motor	●	●	●	●	●	●	●	●	●	●	●	●	●
	Eurovent Certi.	●	●	●	●	●	●	●	●	●	●	●	●	●
	High Level SEER / SCOP	●	●	●	●	●	●	●	●	●	●	●	●	●
	Variable Voltage Control	●	●	●	●	●	●	●	●	●	●	●	●	●
	Wide Louver Fin	●	●	●	●	●	●	●	●	●	●	●	●	●
	Optimised Heat Exchanger Path			●	●	●	●	●	●	●		●	●	●
	Power Saving Start up	●	●	●	●	●	●	●	●	●	●	●	●	●
	Peak Current Control			●	●	●	●	●	●	●		●	●	●
	Mode Lock	●*	●*	●	●	●	●	●	●	●	●*	●	●	●
	Standby Mode	●	●	●	●	●	●	●	●	●	●	●	●	●
Comfort Environment	Comfort Cooling with Humidity sensor**	●	●	●	●	●	●	●	●	●	●	●	●	●
	Night Silent Operation			●	●	●	●	●	●	●		●	●	●
	Continuous Cooling Operation	●	●	●	●	●	●	●	●	●				
High Performance & Reliability	Quick & Reliable Operation	●	●	●	●	●	●	●	●	●	●	●	●	●
	R1 Compressor						●	●	●	●				
	Corrision Resistance Black Fin	●	●	●	●	●	●	●	●	●	●	●	●	●
	Long Pipe Installation	●	●	●	●	●	●	●	●	●	●	●	●	●
Convenient Control System	LG ThinQ***	●	●	●	●	●	●	●	●	●	●	●	●	●
	Easy Control (PI-485 Connection)	●	●	●	●	●	●	●	●	●	●	●	●	●
	1 Point External Input****	●	●	●	●	●	●	●	●	●	●	●	●	●
	Forced Cooling Operation			●	●	●	●	●	●	●		●	●	
	Mobile LG MV	●	●	●	●	●	●	●	●	●	●	●	●	●
	Weekly Program*****	●	●	●	●	●	●	●	●	●	●	●	●	●
Enhanced Application	Synchro Function						●	●	●	●				
	Connection with AHU			●	●	●	●	●	●	●		●	●	●

* With controller PREMTB001 / PREMTBB01 / PREMTB100 / PREMTBB10
** Available only for Celling Mounted cassette (840 x 840), Celling Suspended, Console models.
*** Available with LG Wi-Fi modem(PWFMDD200) and it should be connected to the indoor unit.
**** Available except for Wall Mounted Unit.
***** Weekly program is available with wired remote controller.

WHY LG SINGLE SPLIT?

Triple Line-up for On-site Customization

LG's commercial triple line-up provides more customizable options for unique customer needs and installation requirements.

H-INVERTER (R32)	STANDARD INVERTER (R32)	COMPACT INVERTER (R32)
		
32 Sets	45 Sets	16 Sets

LINE-UP	DESCRIPTION	9K (2.5kW)	12K (3.4kW)	18K (5.0kW)	24K (6.8kW)	30K (8.0kW)	36K (9.5kW)	42K (12.0KW)	48K (13.4KW)	60K (14.6KW)
H-INVERTER (R32) SEER A+++ ~ A++	**High Performance** - Suitable for high quality functions - Maximum pipe length up to 85m * - Floor Detection Sensor (Default) - Wide Cooling operation range (-20℃ ~ 52℃) & 100% Capacity at 48℃ * - Wide Heating operation range (-25℃ ~ 18℃) & 100% Capacity at -15℃ *	UUA1		UUB1	UUC1		UUD1/3			
STANDARD INVERTER (R32) SEER A++ ~ A+	**Wide Commercial Applications** - Suitable for wide commercial applications - Maximum pipe length up to 85m* - Synchro Function over 36k Model (Max 4 IDUs) - Wi-Fi Modem and Floor Detection Sensor (Option) - Wide Cooling operation range (-20℃ ~ 52℃)* - Wide Heating operation range (-25℃ ~ 18℃)*	UUA1		UUB1	UUC1		UUD1/3			
COMPACT INVERTER (R32) SEER A++ ~ A	**Compact & Cost Effective** - Suitable for busy environments and small shops - Very compact and easy to install - Maximum pipe length up to 50m* - Wi-Fi Modem and Floor Detection Sensor (Option) - Cooling operation range (-20℃ ~ 50℃)* - Heating operation range (-15℃ ~ 18℃)*			UUA1	UUB1	UUC1				

* This specification can be different as per each model or combination.

Application : Premium residences & office spaces
Solution : H-Inverter



※ Based on maximum operation.

High Performance

- High energy savings (Seasonal efficiency class : A+++ ~ A+)
- Powerful cooling & heating under harsh conditions*
- Maximum pipe length up to 85m
- Comfort heating with floor sensor (with premium panel)
- Embedded Drain Pump
- Connection with AHU

※ The indoor unit functions is an example of cassette model.
※ The specification can be different as per each model or combination.

Application : Large restaurant & cafes
Solution : Standard Inverter



※ Accessories are ordered and purchased separately and Installed at field.

Wide commercial applications

- Wide operation range (Cooling (DB) : -20 ~ 52 ℃, Heating (WB) : -25 ~ 18 ℃)
- Maximum pipe length up to 85m
- Synchro Function over 36k Model (Max 4 IDUs)
- Connection with AHU
- On-demand accessories* (Wi-Fi, Drain pump, Human detection)

※ The specification can be different as per each model or combination.

Application : Small shops
Solution : Compact Inverter



※ Accessories are ordered and purchased separately and Installed at field.

Compact & Cost Effective

- Very compact and easy to install
- Maximum pipe length up to 50m
- Connection with AHU
- On-demand accessories* (Wi-Fi, Drain pump, Human detection)

※ The specification can be different as per each model or combination.

WHY LG SINGLE SPLIT?

Free Combination

By applying concept of free combination, the total line-up increases from 45 to 93 sets while number of outdoor unit is decreased from 17 EA to 5 EA.

PREVIOUS (FIXED COMBINATION)

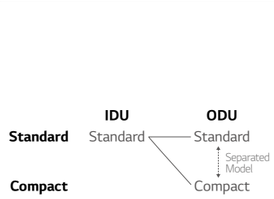

Separated outdoor unit		
Capacity	Standard	Compact
9K	UU09WR	
12K	UU12WR	
18K	UU18WR	UU18WCR
24K	UU24WR	UU24WCR
30K	UU30WR	UU30WCR
36K	UU36WR UU37WR	UU36WCR
42K	UU42WR UU43WR	
48K	UU48WR UU49WR	
60K	UU60WR UU61WR	

Total **17 model**

NEW (FREE COMBINATION)

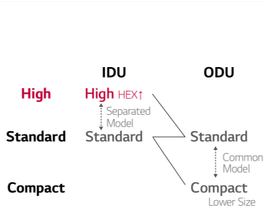

Separated outdoor unit		
Capacity	Standard	Compact
9 / 12K	UUA1	
18K	UUB1	UUA1
24 / 30K	UUC1	UUB1
36K	UUD1/3	UUC1
48 / 60K	UUD1/3	

Total **5 model**

LINE UP	CST	DUCT	CVT	OTHERS	TOTAL
High	-	-	-	-	-
Standard	13	15	11	1	40
Compact	-	4	-	1	5
Total	13	19	11	2	**45**

Total Line-up is increased from 45 to 93 sets

LINE UP	CST	DUCT	CVT	OTHERS	TOTAL
High	13	12	7	-	32
Standard	13	15	11	6	45
Compact	4	6	4	2	16
Total	30	33	22	8	**93**

Expanded Product Type

LG Single split expands from double to triple line-up including various types of indoor units.

CAPACITY		H-INVERTER (R32)				STANDARD INVERTER (R32)					COMPACT INVERTER (R32)				
		Cassette	Duct		Ceiling Suspended	Cassette	Duct		Ceiling Suspended	Console / Wall Mounted	Cassette	Duct		Ceiling Suspended	Wall Mounted
Btu/h	kW		Mid Static	Low Static			Mid Static	Low Static				Mid Static	Low Static		
9k	2.5	UT09FH			NEW!	CT09F		CL09F		NEW! UQ09F					
12k	3.4	UT12FH	UM12FH	UL12FH		CT12F		CL12F		UQ12F					
18k	5.0	UT18FH	UM18FH	UL18FH	UV18FH	CT18F	CM18F	CL18F	UV18F	UQ18F	NEW! CT18F	CM18F	CL18F	UV18F	NEW!
24k	6.8	UT24FH	UM24FH		UV24FH	CT24F	CM24F	CL24F	UV24F		CT24F	CM24F	CL24F	UV24F	
30k	8.0	UT30FH	UM30FH		UV30FH	UT30F	UM30F		UV30F	US30F	UT30F	UM30F		UV30F	US30F
36k	9.5	UT36FH	UM36FH		UV36FH	UT36F	UM36F		UV36F	US36F	UT36F	UM36F		UV36F	US36F
42k	12.0	UT42FH	UM42FH		UV42FH	UT42F	UM42F		UV42F						
48k	13.4	UT48FH	UM48FH			UT48F	UM48F		UV48F						
60k	14.6	UT60FH				UT60F	UM60F		UV60F						

Common ODU	UUA1	UUB1	UUC1	UUD1 (1Ø) UUD3 (3Ø)
	770 × 545 × 288	870 × 650 × 330	950 × 834 × 330	950 × 1380 × 330

Differentiated Specification

LG Single Split provides differentiated features (Performance / Installation / Convenience) with each product line.

Items		H-INVERTER High Performance	STANDARD Wide Commercial Applications	COMPACT Compact & Cost Effective	19Y Standard (R32)
Performance	SEER Class	A+++ ~ A+	A++ ~ A+	A++ ~ A	A++ ~ A+
	Cooling Capacity* @48℃	112%	105%	88%	100%
	Heating Capacity* @-15℃	124%	107%	98%	100%
	Operation Range (Cooling, DB)	-20 ~ 50 ℃		-10 ~ 48 ℃	-15 ~ 48 ℃
	Operation Range (Heating, WB)	-20 ~ 18 ℃		-15 ~ 18 ℃	-18 ~ 18 ℃
Installation	Max Pipe Length	50 m		35 m	50 m
	Cooling Capacity @50m	113%	109%	-	100%
	Drain Pump (Cassette)	●	●	●	●
	Drain Pump (Duct, Suspended)	●	Accessory	Accessory	Accessory
Convenience	Humidity Sensing (Cassette, suspended, console)	●	●	●	●
	Wi-Fi (Cassette)	Accessory	Accessory	Accessory	Accessory
	Floor Detection (Cassette)	●	N/A	N/A	N/A
	Air purifying (Cassette)	Accessory	N/A	N/A	N/A
	Human detection (Cassette)	Accessory	Accessory	Accessory	Accessory
Others	Synchro Application	36k↑	36k ↑	N/A	36k ↑
	AHU Comm. Kit Application	18k ↑	18k ↑	24k ↑	18k ↑

※ Based on internal test data for 9.5kW model. (Capacity is calculated compared to 19Y standard model)
※ This specification can be different as per each model or combination.
※ In the case of cassette model, note that the function depends on the application of recommended decoration panel.

SUPREME ENERGY EFFICIENCY

SEER / SCOP

LG's advanced technologies achieve world-class energy efficiency.



SEER / SCOP class

kW	2.5	3.4	5.0	6.8	8.0	9.5	Average
SEER	7.0	6.8	7.6	8.5	7.8	7.6	7.6
	A++	A++	A++	A+++	A++	A++	A++
SCOP	4.0	4.0	4.4	4.8	4.8	4.5	4.4
	A+	A+	A+	A++	A++	A+	A+

※ These values are based in the H-Inverter Ceiling Cassette model and can change based on the appiled combination.

European Energy Labeling

	SEER	SCOP
A+++	SEER ≥ 8.5	SCOP 5.1
A++	6.1 ≤ SEER < 8.5	4.6 ≤ SCOP < 5.1
A+	5.6 ≤ SEER < 6.1	4.0 ≤ SCOP < 4.6
A	5.1 ≤ SEER < 5.6	3.4 ≤ SCOP < 4.0
B	4.6 ≤ SEER < 5.1	3.1 ≤ SCOP < 3.4
C	4.1 ≤ SEER < 4.6	2.8 ≤ SCOP < 3.1
D	3.6 ≤ SEER < 4.1	2.5 ≤ SCOP 2.8

* Based on Ceiling Cassette (6.8 kW)

SINGLE SPLIT KEY FEATURES

SUPREME ENERGY EFFICIENCY

Energy Savings

LG commercial air conditioners will automatically alter the temperature of discharge air by controlling their refrigerant temperature based on the difference between the indoor temperature and the target indoor temperature. During cooling operation, evaporating temperature will increase if the temperature difference reduces. This allows for enhanced comfort and reduced energy consumption.

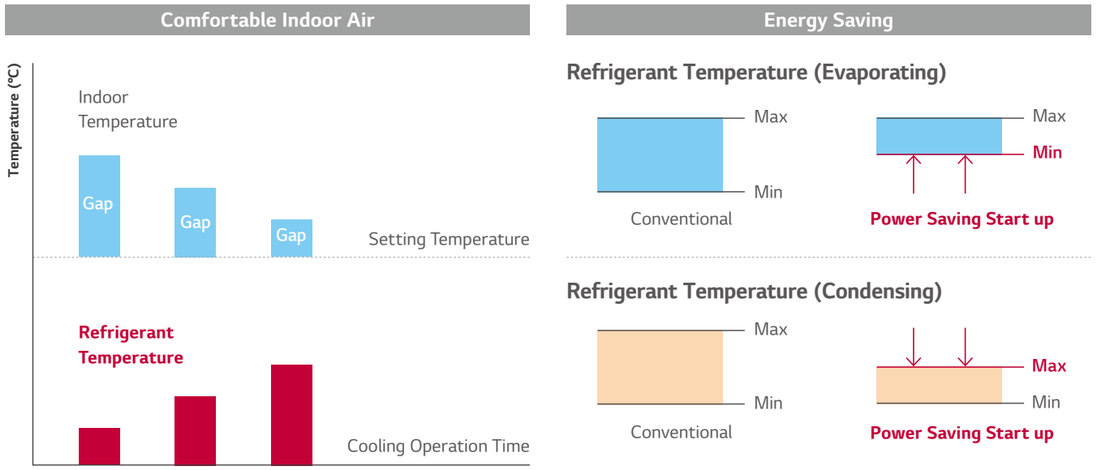

Peak Current Control

The peak current control function prevents the air conditioner from running at the maximum level while maintaining current system settings, in order to reduce energy consumption. This function helps minimize energy costs during the peak periods of energy use when the energy billing is much higher.

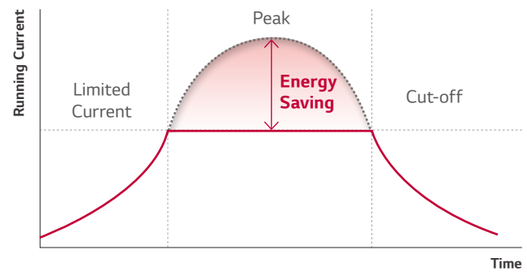

Mode Lock

Set the operation mode to either cooling-only or heating-only; either by adjusting the wired remote controller or setting the DIP switch to avoid combined use of cooling and heating. (Some models need wired remote controller for mode lock function according to feature overview table)

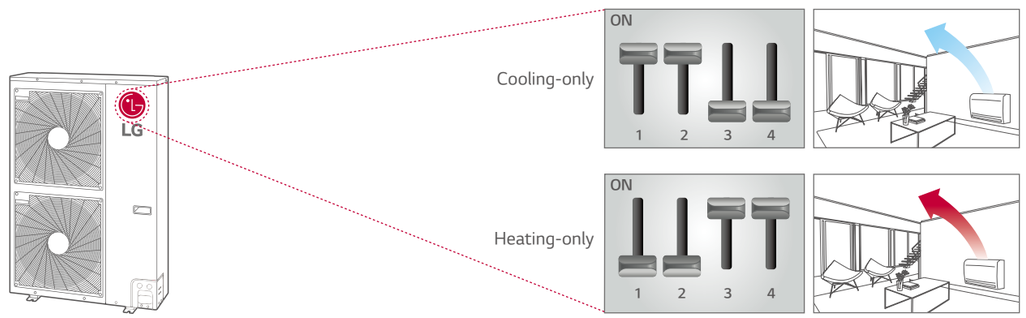

COMFORTABLE ENVIRONMENT

Comfort with Temperature & Humidity Sensors

With Dual Sensing Control, air conditioners can rapidly achieve a comfortable indoor environment for customers.



DUAL SENSING CONTROL

By sensing both temperature and humidity, this feature helps avoid over-cooling and dehumidification, maximizing comfort

Humidity + Temperature

※ Comfort cooling apply to Ceiling Cassette, Ceiling Suspended, Console
- It does not apply to small capacity cassette models.
(UT09FH, UT12FH, CT09F, CT12F, CT18F)

Dry Summer

During a dry summer season, the system senses the low humidity levels and decreases the operating ratio to increase humidity for a more comfortable environment and energy efficient operation.

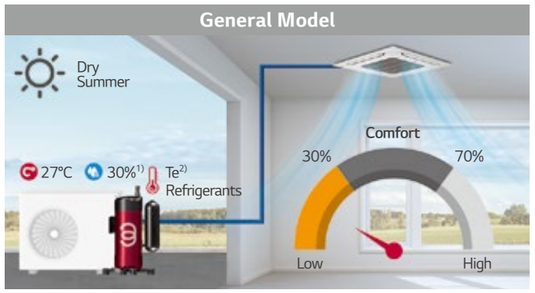

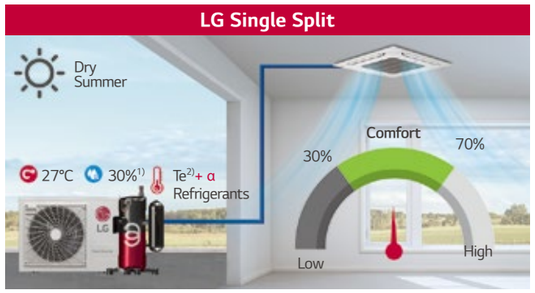

- **Uncomfortable Environment**
  Excessive latent heat elimination regardless of humidity
- **Waste Energy**
  Eliminate latent heat unnecessarily

- **Comfortable Environment**
  By making the room less dry
- **Increased Energy Efficiency**
  Provide optimized cooling and save energy considering humidity

Humidity Condition : Low (< 30%), Standard (30~70%)
1) Indoor Condition 2) Evaporation Temperature

Wet Summer

During a wet summer season, the system senses the high humidity levels and increases the operating ratio to rapidly decrease humidity for a more comfortable indoor environment.

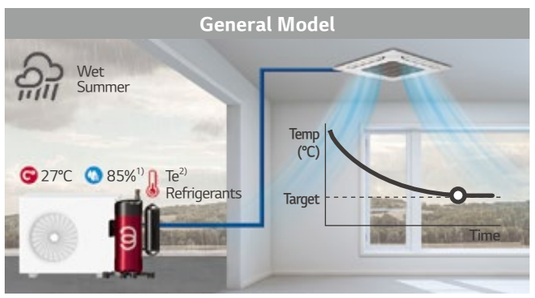

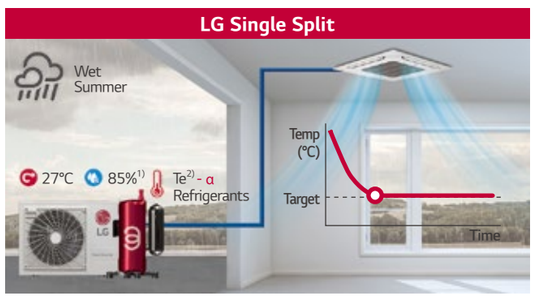

- **Uncomfortable Environment**
  General latent heat elimination regardless of humidity

- **Comfortable Environment**
  Quick latent heat elimination with humidity sensors

1) Indoor Condition 2) Evaporation Temperature

COMFORTABLE ENVIRONMENT

Night Silent Operation

Night Silent Operation can reduce noise levels at night time by simply setting the dip switch on the PCB of the outdoor unit.



Continuous Cooling Operation

LG Single Split is able to perform continuous cooling at low ambient temperature. (as low as -15℃)

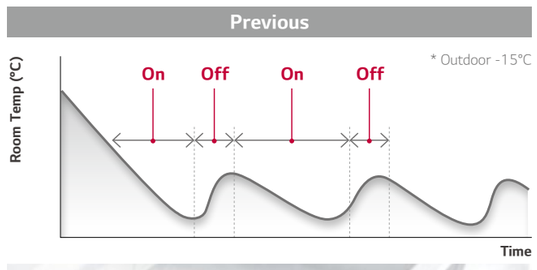

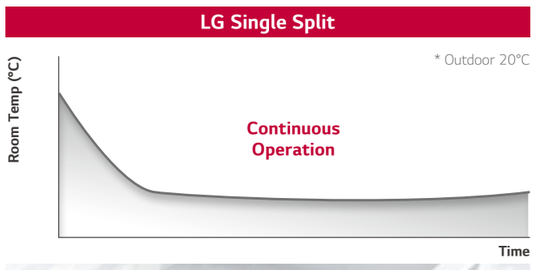



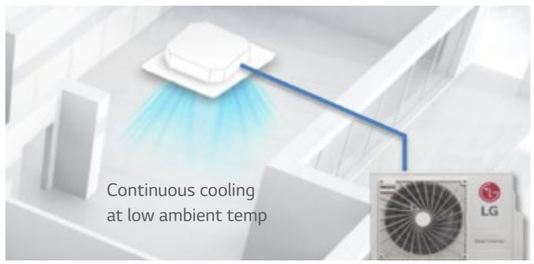

※ Based on a stand 36k model. (before 2019)
※ Based on a stand 36k model. (after 2019)

HIGH PERFORMANCE & RELIABILITY

Quick & Reliable Operation

Through pressure and temperature sensing, the desired indoor temperature can be reached more rapidly.

- Quick response due to sensing with ready for operation.
- Target performance point is reached while avoiding compressor damage from liquid compression or oil shortage.

Temperature Sensor Only

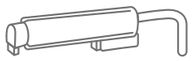

Temperature Sensor

Sensing ▶ Estimating Pressure

It takes more time
/ Lack of reliable

Smart Sensor

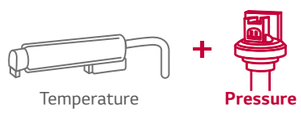

Temperature Sensor + Pressure Sensor

Directly Sensing refrigerant pressure ▶ Operate Compressor

Quick and
reliable operation

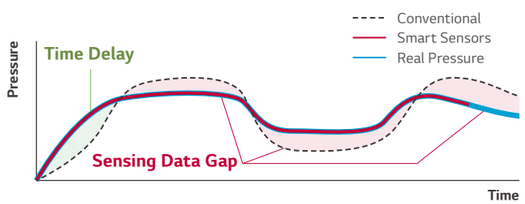

- With pressure sensing, the desired temperature is achieved in 30% less time in cooling and 44% in heating.

• Cooling

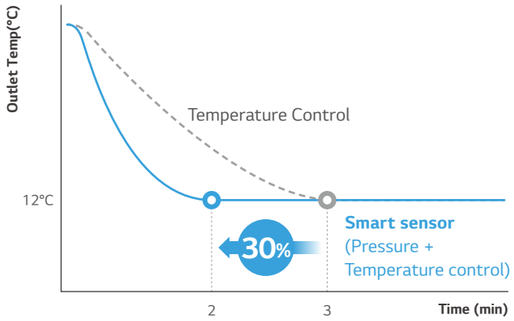

※ Based on internal test data.

• Heating

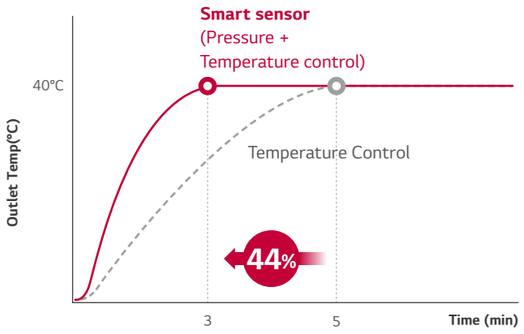

※ Based on internal test data.

HIGH PERFORMANCE & RELIABILITY

R1 Compressor™

R1 Compressor is one that combines high-efficiency, low sound characteristics of the scroll and the simple compressing structure of the rotary compressor. This technology enables a highly efficient compact model.

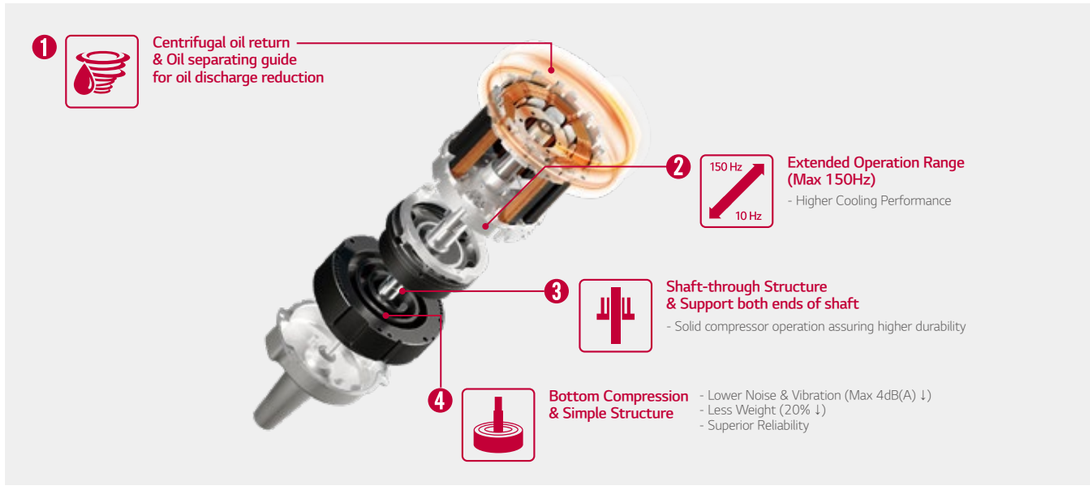

Conventional Compressor

Scroll : High efficiency / Low sound
(Continuous compression, but complex structure)

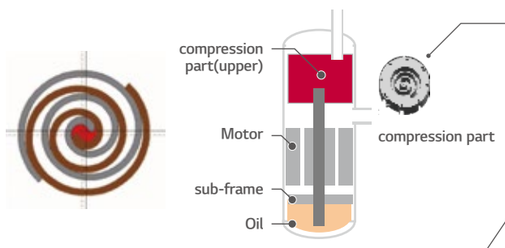

Rotary : Simple structure
(Compression per 1 rotation)

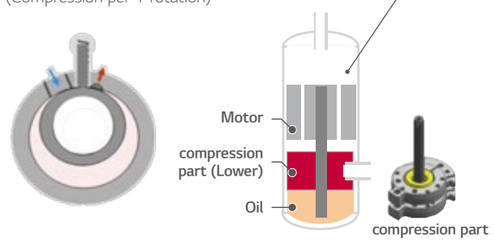

R1 Compressor™

Revolutionary Scroll : High efficiency / Stable & Simple Structure

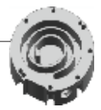

Hybrid Scroll Shape
(LG patent)*
* Patent registration number (S.Korea : 10-1059880, USA : RE46106)

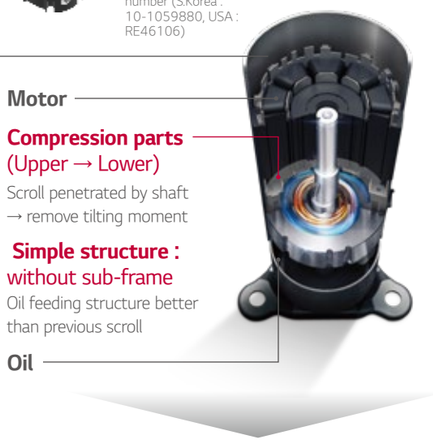

Extended operation **(Max 150Hz)**
Low noise & Vibration **(Max 4dB(A)↓)**
Less weight **(20%↓)**

HIGH PERFORMANCE & RELIABILITY

Corrosion Resistance Black Fin

The black coating with enhanced epoxy resin is applied for strong protection from various corrosive external conditions such as salt contamination and air pollution including fumes from factories.

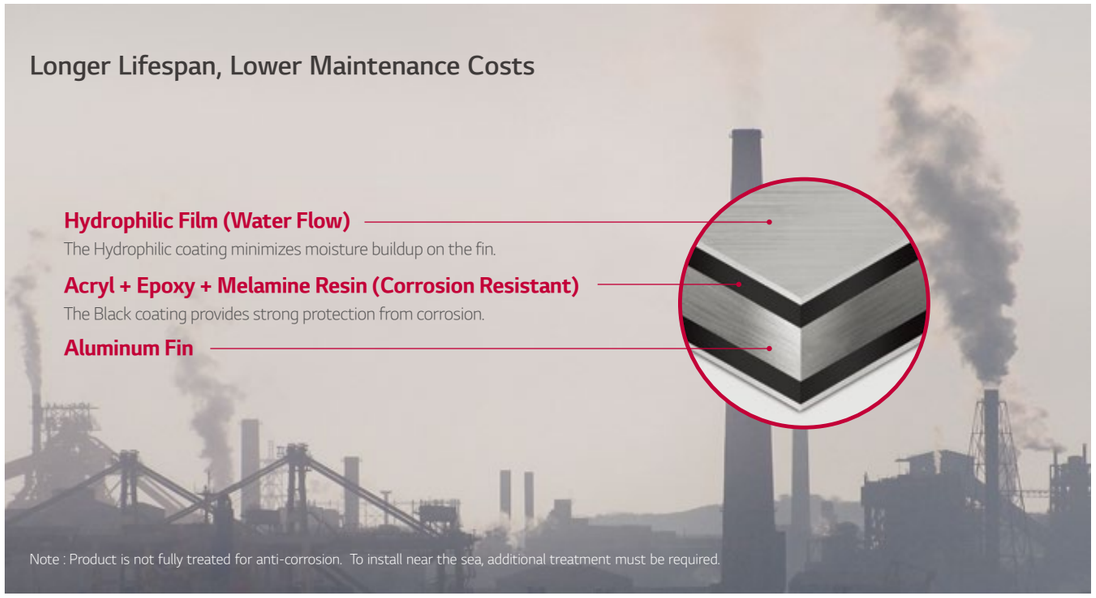

SST (Salt Spray Test)

Test Process



Test process is conducted according to ISO 9227.
1) Salty water concentration : NaCl aqueous solution (5%)

Test Result (5% Area of defects compared to initial)



CCT (Cyclic Corrosion Test)

Test Process

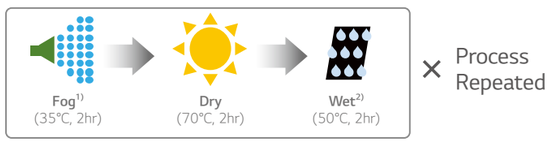

Test process is conducted according to ISO 14933.
1) Salty water concentration : NaCl aqueous solution (5%)
※ Dry condition changed : 60°C, 4hr → 70°C, 2hr
2) Deionized water

Test Result (5% Area of defects compared to initial)



SINGLE SPLIT KEY FEATURES

HIGH PERFORMANCE & RELIABILITY

Long Pipe Installation

Maximum pipe length up to 85m and elevation length up to 30m provides flexibility for various conditions and easy installation.

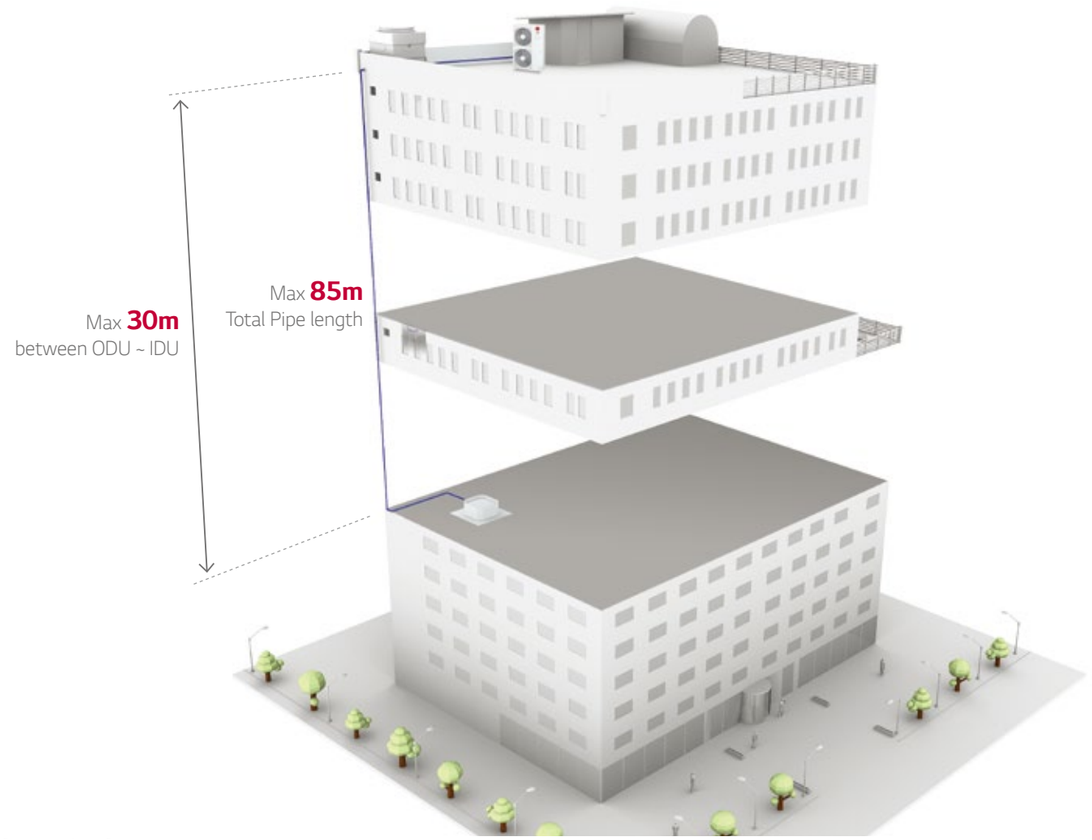

[Test condition]
- Location : LG HQ
- Installation : Apply the maximum pipe length by model.
- Period : 3 month (Checking oil level in real time)
- No use U-Trap

Model name	UUA1	UUB1	UUC1	UUD1 / UUD3
Total pipe length (m)	30	30 / 35*	50	85
Pipe Elevation Level ODU-IDU (m)	30	30	30	30

* 24k, 30k

CONVENIENT CONTROL SYSTEM

LG ThinQ™

Users can control air conditioners using Android or iOS-enabled smartphones and voice commands via Google assistant and Amazon's Alexa.



※ Search "LG ThinQ" on Google or Apple store then download the app.
※ Wi-Fi modem (PWFMDD200) is required by option.

Access your air conditioner anytime and from anywhere

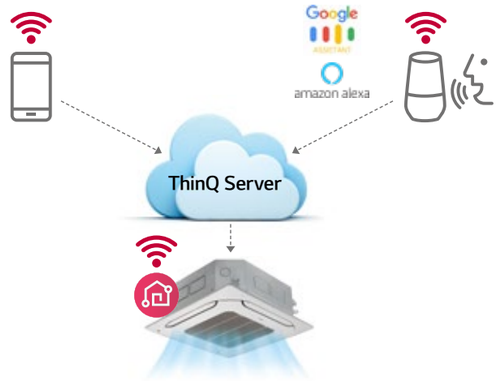

Simple operation for various functions

- On / Off*
- Mode Selection*
- Current temperature*
- Set temperature*
- Set fan speed*
- Vane Control

* This functions are used by google assistant & amazon alexa
※ In some countries, the use of the google assistant & amazon alexa system may be restricted.
- Launched country : Germany, UK, Ireland, Austria, Switzerland, France, Spain, Italy, Russia, Norway, Netherland, Portugal, Turkey, Sweden, Denmark

Easy Control (Central Controller)

PI-485 is a gateway device that provides communication between LG Outdoor Units and LG central controllers such as ACP, AC Smart.



SINGLE SPLIT KEY FEATURES

CONVENIENT CONTROL SYSTEM

1 Point External Input (On / Off Control)

Indoor unit can be controlled by external devices without dry contact, so customer can save cost of installation.

Connection between an indoor unit and external devices directly



※ In case of needing more functions beside on / off control, a dry contact is required to be installed.

Forced Cooling Operation

This function allows the refrigerant to be recharged or pumped down, regardless of the indoor temperature. Note that this function can be used when indoor units are being moved or repaired.

Recharging

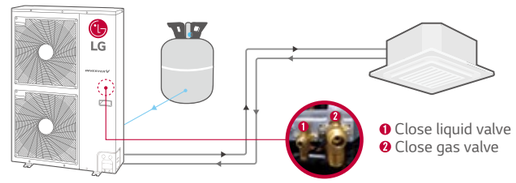

Pump Down

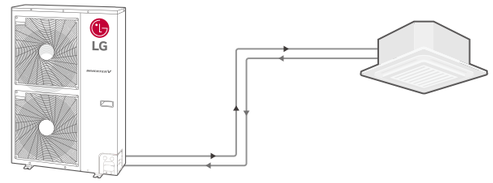

Mobile LGMV

LGMV (Monitoring View) helps engineers to inspect and monitor air conditioning unit easily.



Error Indicator

	Contents
01	Air temperature sensor of indoor unit
02	Inlet pipe temperature sensor of indoor unit
03	Communication error : Wired Remote Controller ↔ Indoor Unit

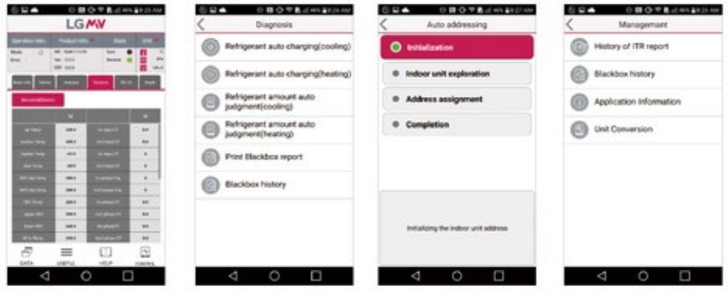

A technician not only can check the **cycle information** with diagrams & graph, but also check easily the **error status** (Troubleshooting guide) and take action immediately.

※ Search "Mobile LGMV" on Google or Apple store then download the app.
※ Wi-Fi modem (PWFMDD200) is required by option.

ENHANCED APPLICATION

Synchro function

Maximum 4 indoor units can be combined by using a branch kit and setting dip switch for one outdoor unit. It can be easily applied to various sites.

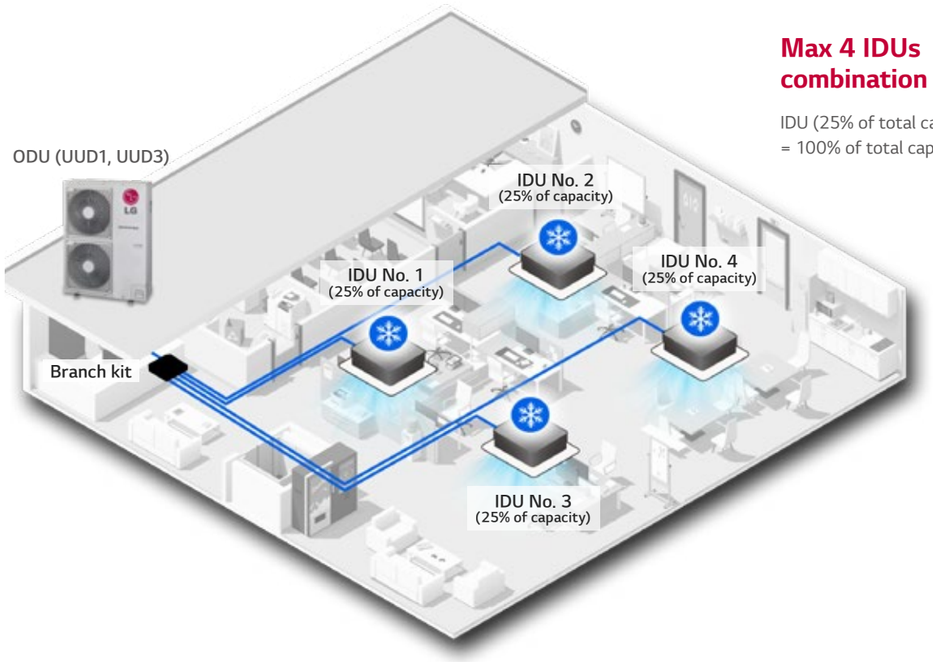

Max 4 IDUs combination

IDU (25% of total capacity) x 4EA
= 100% of total capacity

※ Combination table

Model	Duo		Trio		Quartet	
	Cassette	Duct	Cassette	Duct	Cassette	duct
UUD1, UUD3	CT18F x 2EA	CM18F x 2EA	CT12F x 3EA	CL12F x 3EA	CT12F x 4EA	CL12F x 4EA
	CT24F x 2EA	CM24F x 2EA	CT18F x 3EA	CM18F x 3EA	-	-
	UT30F x 2EA	UM30F x 2EA	-	-	-	-
Branch kit	PMUB11A		PMUB111A		PMUB1111A	
Dip switch	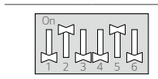		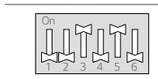		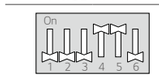	

2 PMUB11A	3 PMUB111A	4 PMUB1111A
		

Note

1. Possible indoor units : Single CAC indoor unit series
• Dry contact & Zone control & Auto changeover is not available which is connected with synchro.
• When using synchro operation
– Do not use wireless remote controller.
– Use only one wired remote controller in the indoor units.
– Some Central controllers and some functions of central controller can not be available with synchro operation.
2. Branch kits are required for operating Synchro models.

ENHANCED APPLICATION

Connection with AHU

Single split can be connected to AHU using communication kit.

SIMPLE | **COMPLICATED**

Simple and space saving
Easy installation
Low maintenance cost

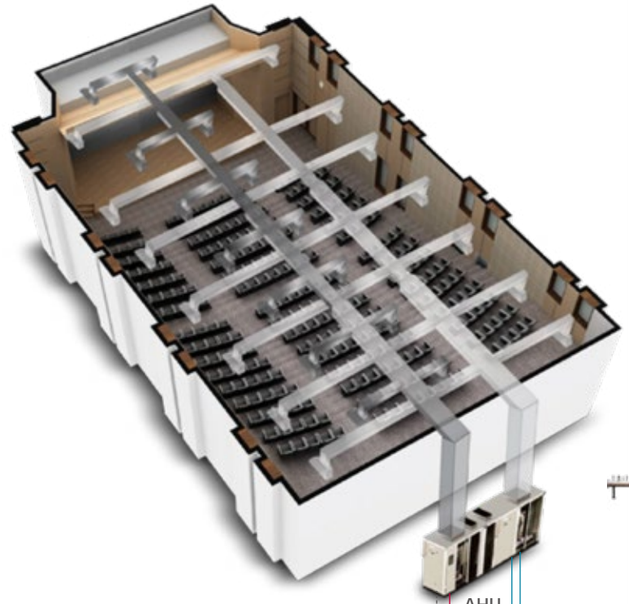

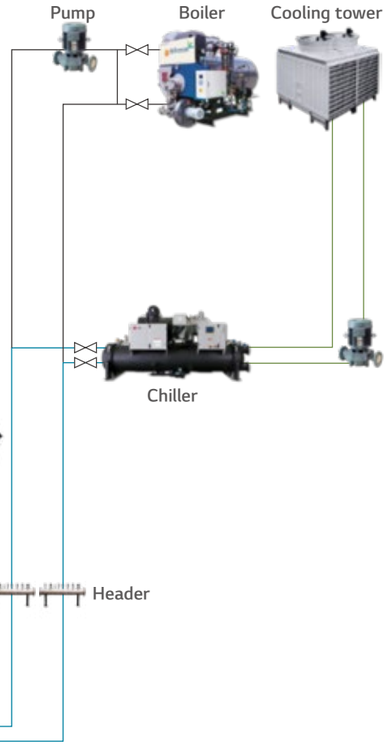

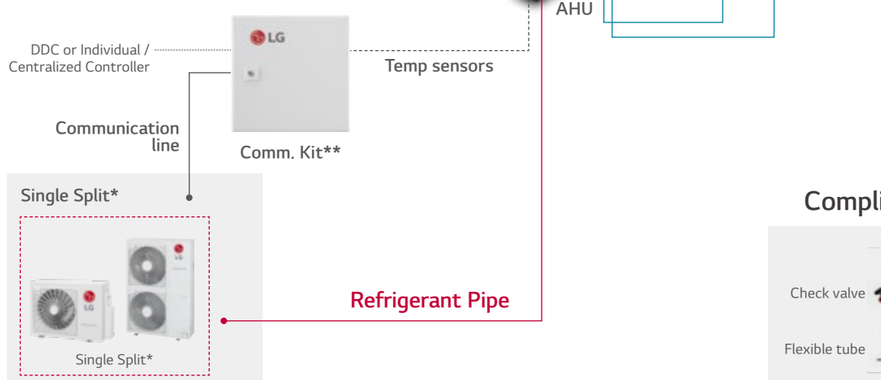

* The single model can be applied only to UUB1, UUC1, UUD1, UUD3

** Model name of communication kit
- RA air temperature control : PAHCMR000
- SA air temperature control : PAHCMS000

Complicated piping work

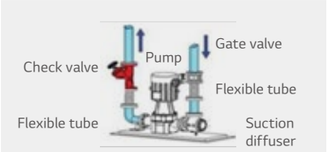

CEILING MOUNTED CASSETTE



NEW DESIGN

4 Way air flow with new dual vane design

Innovative dual vane designs each of the best airflow over various spaces.



New types wind

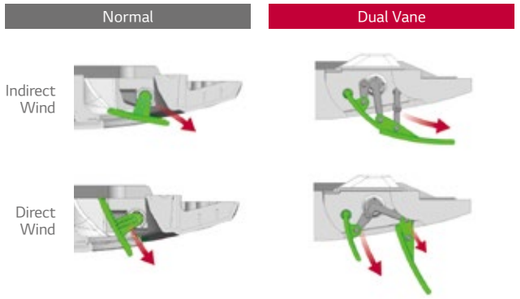

6 Air flow modes



Brighter Color

Color enhancement allows cassette to blend in to most interior ceiling spaces.



Wide Design

Bigger inlet and outlet make faster cooling / heating airflow.

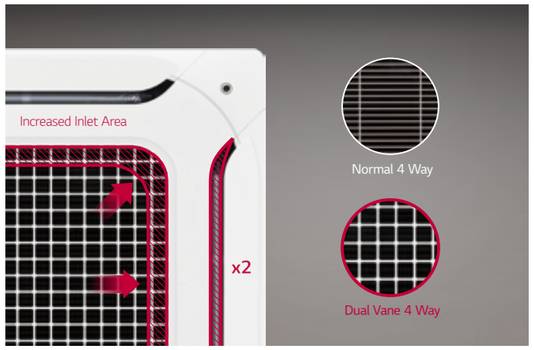

NEW DESIGN

Full 3D Turbo Fan

Full 3D Turbo fan decreases air resistance, so it makes High Efficient and reduces noise level.

Turbo fan



Full 3D Turbo fan

Power consumption 13W ↓, Noise 3dB(A) ↓



Improved outlet flow rate

High Efficiency Heat Exchanger (HEX)

Highly integrated heat exchanger is applied to increase cooling and heating efficiency.

Normal HEX

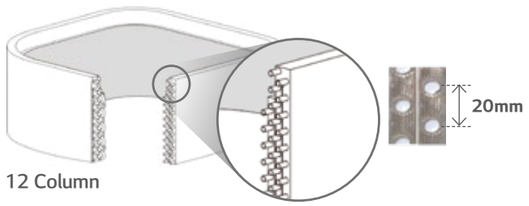

Tube Column	12 Column
Fin per Inch	21

※This specification can be different as per each model.

High Efficient Ø5 HEX

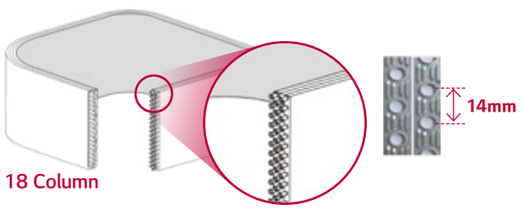

Tube Column	18 Column
Fin per Inch	22

SMART

Sensor reads temperature from ceiling to floor for heating

IDU provides the human oriented room temperature with sensing floor And calculating by floor and ceiling temperature by thermopile sensor.



※ Available only for products with floor temperature sensor.

Human detecting Direct / Indirect airflow

Human sensing function finds users to provide their favorite airflow.

Comfort Indirect
Prevent airflow to heading to user by sensing.



Follow user Direct
Prefer air flow to heading to user by sensing.



SMART

Human detecting On / Off Learning operation system

IDU senses people to switch On / Off for Max 54% power saving.

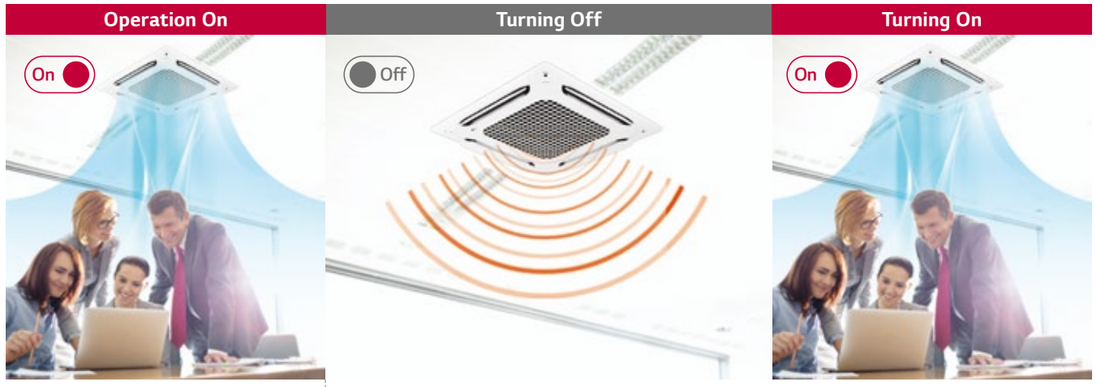

※ Smart Dual Vane Indoor Unit '19 Line up.
※ Data Based on actual test of LG, single product 2 hours measurement result. (Cooling 26 ℃, strong wind)

Elevation Grill

4 lines of elevation grille contributes stable movement and convenient filter management.

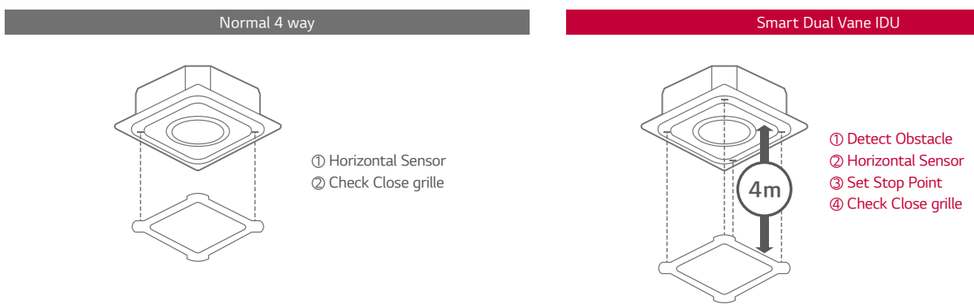

SMART

Everyday High performance of Air purifying

Air purifying function makes clean spaces for everyday.



Convenient and Powerful 4 Steps Air purifying

Easy to manage air purifying system with one-touch air cleaning filter.

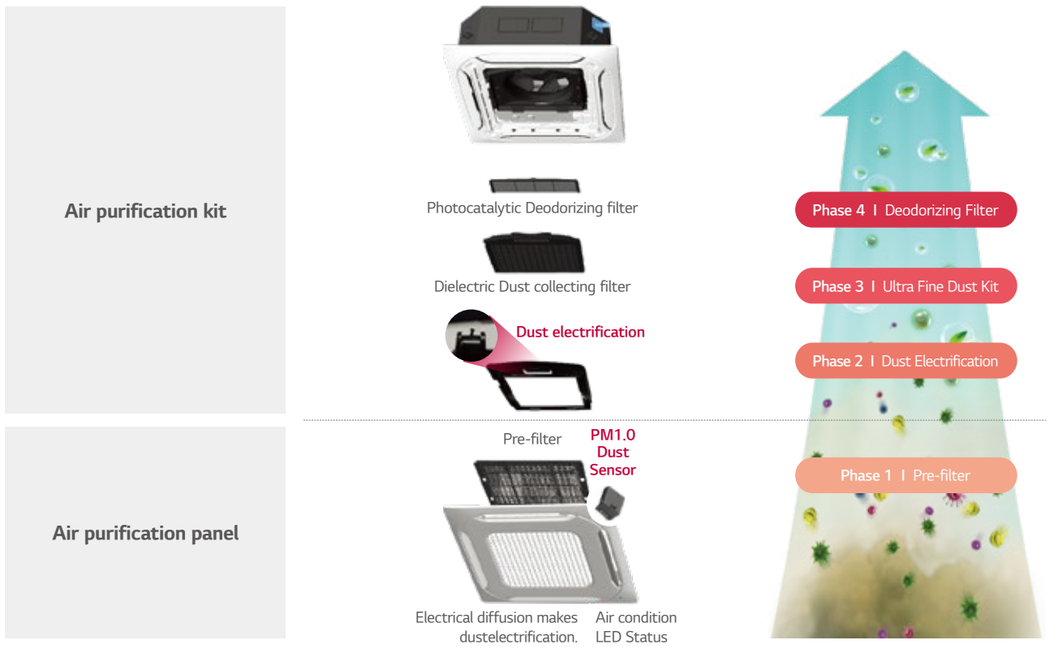

Cycle / Management

Pre-filter	Dust Electrification	Ultra Fine Dust Kit	Deodorizing Filter
Easy removable pre-filter	-	6 Months / Washable	6 Months / Dry

※ Available in case both Air Purification Kit (PTAFMP0) and Air purification panel (PT-AFGW0) are installed.

SMART

Various Display of Air purifying

Installed Wi-Fi leads unlimited boundary to control IDU and display air purifying status.

① IDU LED

Shows quality of
Indoor air in real time

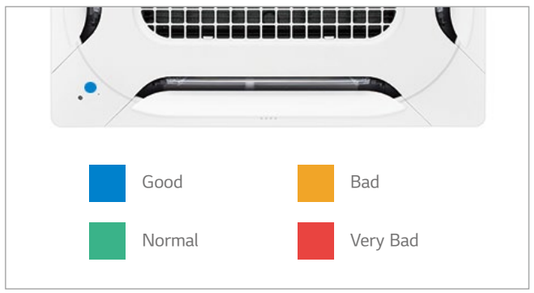

② Remote controller

Display Air status and
Fine Dust Concentration

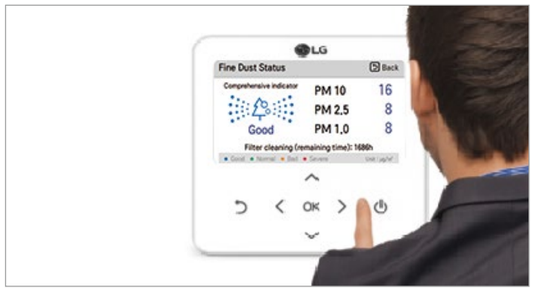

③ Mobile

Whenever & Wherever
Check and Control Air status



Pairing LG ThinQ

Anywhere! Anytime! Can connect to IDU with LG ThinQ

① Monitoring Air status Easy to check indoor air status
- Ultra Fine / Extra Fine / Fine Dust
- Day / Week / Month / Yearly

② Mobile Remote Control Remote control by using mobile phone
- Control Mode / Temperature / Air flow etc.

③ Display Power Consumption Check power consumption of A/C
- Check energy display
- Set target energy consumption level

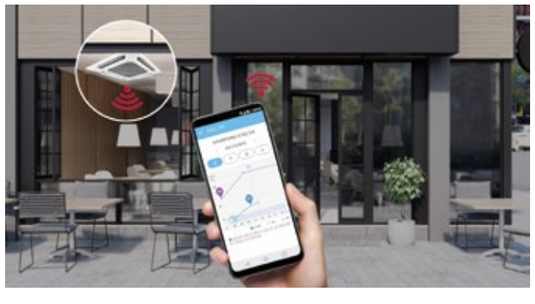

CEILING MOUNTED CASSETTE

R32

H-INVERTER (R32)

UT09FH
UT12FH
UT18FH
UT24FH
UT30FH



EUROVENT CERTIFIED PERFORMANCE

LG participates in the ECP programme for EUROVENT AC program.
Check ongoing validity of certification
: www.eurovent-certification.com

UUA1 UL0 **UUB1 U20** **UUC1 U40**



COMBINATION				9	12	18	24	30
Capacity	Cooling	Min ~ Rated ~ Max	kW	1.6 / 2.5 / 4.0	1.6 / 3.4 / 4.8	2.0 / 5.0 / 6.0	2.7 / 6.8 / 8.3	3.2 / 8.0 / 9.5
	Heating	Min ~ Rated ~ Max	kW	1.7 / 3.2 / 4.5	1.7 / 4.1 / 5.8	2.3 / 5.8 / 7.0	3.2 / 7.9 / 9.9	3.6 / 9.0 / 10.7
Power Input (Set)	Cooling	Min ~ Rated ~ Max	kW	0.32 / 0.61 / 0.98	0.32 / 0.97 / 1.78	0.30 / 1.25 / 1.69	0.30 / 1.66 / 2.31	0.40 / 2.12 / 2.82
	Heating	Min ~ Rated ~ Max	kW	0.32 / 0.75 / 1.06	0.32 / 1.03 / 1.87	0.30 / 1.47 / 1.98	0.40 / 1.76 / 2.53	0.40 / 2.14 / 2.93
Running Current	Cooling	Rated	A	2.7	4.3	7.2	7.4	9.4
	Heating	Rated	A	3.3	4.6	7.7	7.8	9.5
EER / COP			kWh/kWh	4.10 / 4.30	3.50 / 4.00	4.00 / 3.95	4.10 / 4.48	3.77 / 4.20
SEER / SCOP			kWh/kWh	7.0 / 4.0	6.8 / 4.0	7.6 / 4.4	8.5 / 4.8	7.8 / 4.8
Pdesign	Cooling @ 35℃		kW	2.5	3.4	5.0	6.8	8
	Heating @ -10℃		kW	2.8	2.8	4.1	5.5	5.5
Seasonal Energy Label	Cooling / Heating		-	A++ / A+	A++ / A+	A++ / A+	A+++ / A++	A++ / A++
Annual Energy Consumption	Cooling / Heating		kWh	125 / 980	175 / 980	230 / 1,305	280 / 1,604	359 / 1,604
Dehumidification Rate			l/h	0.1	0.8	1.9	1.7	2.7
ODU Sound Pressure Level	Cooling / Heating	Rated	dB(A)	49 / 52	49 / 52	47 / 52	48 / 52	50 / 52
ODU Sound Power Level	Cooling	Rated	dB(A)	65	65	63	65	68
Piping Connections	Liquid		mm (inch)	Ø6.35 (1/4)	Ø6.35 (1/4)	Ø6.35 (1/4)	Ø9.52 (3/8)	Ø9.52 (3/8)
	Gas		mm (inch)	Ø9.52 (3/8)	Ø9.52 (3/8)	Ø12.7 (1/2)	Ø15.88 (5/8)	Ø15.88 (5/8)
	Connections Method		-	Flared	Flared	Flared	Flared	Flared
Operation Range (Outdoor)	Cooling	Min ~ Max	℃	-15 ~ 50	-15 ~ 50	-15 ~ 50	-20 ~ 50	-20 ~ 50
	Heating	Min ~ Max	℃	-20 ~ 18	-20 ~ 18	-20 ~ 18	-20 ~ 18	-20 ~ 18
INDOOR				**UT09FH NQ0**	**UT12FH NQ0**	**UT18FH NB0**	**UT24FH NA0**	**UT30FH NA0**
Power Supply			Ø, V, Hz	1, 220-240, 50	1, 220-240, 50	1, 220-240, 50	1, 220-240, 50	1, 220-240, 50
Power Input (IDU)		H / M / L	W	30 / 26 / 22	30 / 26 / 22	33 / 26 / 22	43 / 35 / 28	43 / 35 / 28
Air Flow Rate		H / M / L	m³/min	11.0 / 10.0 / 9.3	11.0 / 10.0 / 9.3	17.0 / 15.5 / 14.0	23.8 / 21.4 / 19.0	23.8 / 21.4 / 19.0
Dimensions	Body	W x H x D	mm	570 × 256 × 570	570 × 256 × 570	840 x 204 x 840	840 × 288 × 840	840 × 288 × 840
Weight	Body		kg	13.9	13.9	21.1	25.3	25.3
Sound Pressure Level	Cooling	H / M / L	dB(A)	41 / 39 / 37	41 / 39 / 37	37 / 36 / 34	42 / 41 / 40	42 / 41 / 40
Sound Power Level	Cooling	Max	dB(A)	54	54	52	56	56
Piping Connections	Drain	O.D. / I.D.	mm	Ø32.0 / 25.0	Ø32.0 / 25.0	Ø32.0 / 25.0	Ø32.0 / 25.0	Ø32.0 / 25.0
Recommended Decoration Panel*	Model Name		-	PT-QAGW0	PT-QAGW0	PT-AFGW0	PT-AFGW0	PT-AFGW0
	Color		-	White	White	White	White	White
	Dimensions	Body	mm	620 × 34 × 620	620 × 34 × 620	950 x 35 x 950	950 x 35 x 950	950 x 35 x 950
	Weight	Body	kg	3.0	3.0	7.5	7.5	7.5
OUTDOOR				**UUA1 UL0**		**UUB1 U20**	**UUC1 U40**	
Power Supply			Ø, V, Hz	1, 220-240, 50		1, 220-240, 50	1, 220-240, 50	
Circuit Breaker		Min	A	15		20	25	
Power Supply Cable (Included Earth)			No x mm²	3C x 1.5		3C x 2.5	3C x 2.5	
Dimensions	Net	W x H x D	mm	770 × 545 × 288		870 x 650 x 330	950 × 834 × 330	
Weight	Net		kg	33.3		44.5	57.7	
Compressor	Type		-	Twin Rotary		Twin Rotary	Twin Rotary	
Refrigerant	Type		-	R32		R32	R32	
	GWP (Global Warming Potential)		-	675		675	675	
	Precharged Amount		kg	1.0		1.2	1.9	
	t-CO_2eq		-	0.675		0.81	1.283	
	Additional Charge (After 7.5m)		g/m	20		20	40	
Fan	Air Flow Rate	Rated	m³/min x No.	28 × 1		50 × 1	58 × 1	
Total Piping Length		Min / Max	m	5 / 30		5 / 30	5 / 50	
Piping Elevation	IDU - ODU	Max	m	30		30	30	

* Decoration panel can be selected as an optional accessory.

Note :
1. Due to our policy of innovation some specifications may be changed without notification.
2. Performances are based on the following conditions (It is accordance with EN14511)
   - Cooling : Indoor Ambient Temp 27°CDB / 19°CWB, Outdoor Ambient Temp 35°CDB / 24°CWB
   - Heating : Indoor Ambient Temp 20°CDB / 15°CWB, Outdoor Ambient Temp 7°CDB / 6°CWB
   - Interconnected Pipe is standard length and difference of Elevation (Outdoor ~ Indoor Unit) is 0m.
3. Sound Level Values are measured at Noise Measuring chamber accordance with standard. Therefore, these values depend on the ambient conditions and values are normally higher in actual operation.
4. This product contains fluorinated greenhouse gases. (R32)

CEILING MOUNTED CASSETTE

R32

H-INVERTER (R32)

UT36FH
UT42FH
UT48FH
UT60FH



UUD1 U30



LG participates in the ECP programme for EUROVENT AC program.
Check ongoing validity of certification
: www.eurovent-certification.com

COMBINATION				36	42	48	60
Capacity	Cooling	Min ~ Rated ~ Max	kW	3.8 / 9.5 / 12.8	4.8 / 12.1 / 14.5	5.4 / 13.4 / 16.1	6.0 / 15.0 / 16.2
	Heating	Min ~ Rated ~ Max	kW	4.3 / 10.8 / 13.7	5.4 / 13.5 / 16.2	6.2 / 15.5 / 17.8	7.0 / 17.5 / 19.3
Power Input (Set)	Cooling	Min ~ Rated ~ Max	kW	0.40 / 2.15 / 3.23	0.60 / 3.14 / 4.24	0.80 / 3.83 / 5.17	0.90 / 4.69 / 5.25
	Heating	Min ~ Rated ~ Max	kW	0.50 / 2.40 / 3.36	0.70 / 3.29 / 4.28	0.80 / 4.19 / 5.24	1.10 / 5.38 / 6.19
Running Current	Cooling	Rated	A	9.6	13.8	16.9	20.5
	Heating	Rated	A	10.4	14.4	18.3	23.6
EER / COP			kWh/kWh	4.42 / 4.50	3.85 / 4.10	3.50 / 3.70	3.20 / 3.25
SEER / SCOP			kWh/kWh	7.6 / 4.5	7.4 / 4.5	6.8 / 4.5	6.6 / 4.5
Pdesign	Cooling @ 35℃		kW	9.5	12.1	13.4	15
	Heating @ -10℃		kW	9.5	9.5	9.5	9.5
Seasonal Energy Label	Cooling / Heating		-	A++ / A+	- / -	- / -	- / -
Annual Energy Consumption	Cooling / Heating		kWh	437 / 2,956	981 / 2,956	1,182 / 2,956	1,364 / 2,956
Dehumidification Rate			l/h	2.6	4.8	5.3	6.9
ODU Sound Pressure Level	Cooling / Heating	Rated	dB(A)	50 / 50	51 / 52	52 / 53	54 / 54
ODU Sound Power Level	Cooling	Rated	dB(A)	66	69	69	71
Piping Connections	Liquid		mm (inch)	Ø9.52 (3/8)	Ø9.52 (3/8)	Ø9.52 (3/8)	Ø9.52 (3/8)
	Gas		mm (inch)	Ø15.88 (5/8)	Ø15.88 (5/8)	Ø15.88 (5/8)	Ø15.88 (5/8)
	Connections Method		-	Flaredd	Flared	Flared	Flared
Operation Range (Outdoor)	Cooling	Min ~ Max	℃	-20 ~ 52	-20 ~ 52	-20 ~ 52	-20 ~ 52
	Heating	Min ~ Max	℃	-25 ~ 18	-25 ~ 18	-25 ~ 18	-25 ~ 18
INDOOR				**UT36FH NA0**	**UT42FH NA0**	**UT48FH NA0**	**UT60FH NA0**
Power Supply			Ø, V, Hz	1, 220-240, 50	1, 220-240, 50	1, 220-240, 50	1, 220-240, 50
Power Input (IDU)		H / M / L	W	70 / 59 / 50	70 / 59 / 50	81 / 60 / 50	81 / 60 / 50
Air Flow Rate		H / M / L	m³/min	28 / 25 / 23	28 / 25 / 23	30 / 27 / 24	30 / 27 / 24
Dimensions	Body	W x H x D	mm	840 x 288 x 840	840 x 288 x 840	840 x 288 x 840	840 x 288 x 840
Weight	Body		kg	27.2	27.2	27.2	27.2
Sound Pressure Level	Cooling	H / M / L	dB(A)	44 / 42 / 41	44 / 42 / 41	45 / 43 / 41	45 / 43 / 41
Sound Power Level	Cooling	Max	dB(A)	59	59	61	61
Piping Connections	Drain	O.D. / I.D.	mm	Ø32.0 / 25.0	Ø32.0 / 25.0	Ø32.0 / 25.0	Ø32.0 / 25.0
Recommended Decoration Panel*	Model Name		-	PT-AFGW0	PT-AFGW0	PT-AFGW0	PT-AFGW0
	Color		-	White	White	White	White
	Dimensions	Body	mm	950 x 35 x 950	950 x 35 x 950	950 x 35 x 950	950 x 35 x 950
	Weight	Body	kg	7.5	7.5	7.5	7.5
OUTDOOR				**UUD1 U30**			
Power Supply			Ø, V, Hz	1, 220-240, 50			
Circuit Breaker		Min	A	40			
Power Supply Cable (Included Earth)			No x mm²	3C x 6.0			
Dimensions	Net	W x H x D	mm	950 x 1,380 x 330			
Weight	Net		kg	85.0			
Compressor	Type		-	Inverter Scroll			
Refrigerant	Type		-	R32			
	GWP (Global Warming Potential)		-	675			
	Precharged Amount		kg	3.0			
	t-CO_2eq		-	2.025			
	Additional Charge (After 7.5m)		g/m	40			
Fan	Air Flow Rate	Rated	m³/min x No.	55 x 2			
Total Piping Length		Min / Max	m	5 / 85			
Piping Elevation	IDU - ODU	Max	m	30			

* Decoration panel can be selected as an optional accessory.
Note :
1. Due to our policy of innovation some specifications may be changed without notification.
2. Performances are based on the following conditions (It is accordance with EN14511)
   - Cooling : Indoor Ambient Temp 27°CDB / 19°CWB, Outdoor Ambient Temp 35°CDB / 24°CWB
   - Heating : Indoor Ambient Temp 20°CDB / 15°CWB, Outdoor Ambient Temp 7°CDB / 6°CWB
   - Interconnected Pipe is standard length and difference of Elevation (Outdoor ~ Indoor Unit) is 0m.
3. Sound Level Values are measured at Noise Measuring chamber accordance with standard. Therefore, these values depend on the ambient conditions and values are normally higher in actual operation.
4. This product contains fluorinated greenhouse gases. (R32)

SINGLE SPLIT SPECIFICATION

CEILING MOUNTED CASSETTE

R32

H-INVERTER (R32)

UT36FH
UT42FH
UT48FH
UT60FH



UUD3 U30

3Phase



LG participates in the ECP programme for EUROVENT AC program.
Check ongoing validity of certification
: www.eurovent-certification.com

COMBINATION				36	42	48	60
Capacity	Cooling	Min ~ Rated ~ Max	kW	3.8 / 9.5 / 12.8	4.8 / 12.1 / 14.5	5.4 / 13.4 / 16.1	6.0 / 15.0 / 16.2
	Heating	Min ~ Rated ~ Max	kW	4.3 / 10.8 / 13.7	5.4 / 13.5 / 16.2	6.2 / 15.5 / 17.8	7.0 / 17.5 / 19.3
Power Input (Set)	Cooling	Min ~ Rated ~ Max	kW	0.40 / 2.15 / 3.23	0.60 / 3.14 / 4.24	0.80 / 3.83 / 5.17	0.90 / 4.69 / 5.25
	Heating	Min ~ Rated ~ Max	kW	0.50 / 2.40 / 3.36	0.70 / 3.29 / 4.28	0.80 / 4.19 / 5.24	1.10 / 5.38 / 6.19
Running Current	Cooling	Rated	A	3.6	4.9	6.0	7.3
	Heating	Rated	A	3.8	5.1	6.5	8.2
EER / COP			kWh/kWh	4.42 / 4.50	3.85 / 4.10	3.50 / 3.70	3.20 / 3.25
SEER / SCOP			kWh/kWh	7.6 / 4.5	7.4 / 4.5	6.8 / 4.5	6.6 / 4.5
Pdesign	Cooling @ 35℃		kW	9.5	12.1	13.4	15
	Heating @ -10℃		kW	9.5	9.5	9.5	9.5
Seasonal Energy Label	Cooling / Heating		-	A++ / A+	- / -	- / -	- / -
Annual Energy Consumption	Cooling / Heating		kWh	437 / 2,956	981 / 2,956	1,182 / 2,956	1,364 / 2,956
Dehumidification Rate			l/h	2.6	4.8	5.3	6.9
ODU Sound Pressure Level	Cooling / Heating	Rated	dB(A)	50 / 50	51 / 52	52 / 53	54 / 54
ODU Sound Power Level	Cooling	Rated	dB(A)	66	69	69	71
Piping Connections	Liquid		mm (inch)	Ø9.52 (3/8)	Ø9.52 (3/8)	Ø9.52 (3/8)	Ø9.52 (3/8)
	Gas		mm (inch)	Ø15.88 (5/8)	Ø15.88 (5/8)	Ø15.88 (5/8)	Ø15.88 (5/8)
	Connections Method		-	Flared	Flared	Flared	Flared
Operation Range (Outdoor)	Cooling	Min ~ Max	℃	-20 ~ 52	-20 ~ 52	-20 ~ 52	-20 ~ 52
	Heating	Min ~ Max	℃	-25 ~ 18	-25 ~ 18	-25 ~ 18	-25 ~ 18
INDOOR				**UT36FH NA0**	**UT42FH NA0**	**UT48FH NA0**	**UT60FH NA0**
Power Supply			Ø, V, Hz	1, 220-240, 50	1, 220-240, 50	1, 220-240, 50	1, 220-240, 50
Power Input (IDU)		H / M / L	W	70 / 59 / 50	70 / 59 / 50	81 / 60 / 50	81 / 60 / 50
Air Flow Rate		H / M / L	m³/min	28 / 25 / 23	28 / 25 / 23	30 / 27 / 24	30 / 27 / 24
Dimensions	Body	W x H x D	mm	840 x 288 x 840	840 x 288 x 840	840 x 288 x 840	840 x 288 x 840
Weight	Body		kg	27.2	27.2	27.2	27.2
Sound Pressure Level	Cooling	H / M / L	dB(A)	44 / 42 / 41	44 / 42 / 41	45 / 43 / 41	45 / 43 / 41
Sound Power Level	Cooling	Max	dB(A)	59	59	61	61
Piping Connections	Drain	O.D. / I.D.	mm	Ø32.0 / 25.0	Ø32.0 / 25.0	Ø32.0 / 25.0	Ø32.0 / 25.0
Recommended Decoration Panel*	Model Name		-	PT-AFGW0	PT-AFGW0	PT-AFGW0	PT-AFGW0
	Color		-	White	White	White	White
	Dimensions	Body	mm	950 x 35 x 950	950 x 35 x 950	950 x 35 x 950	950 x 35 x 950
	Weight	Body	kg	7.5	7.5	7.5	7.5
OUTDOOR				**UUD3 U30**			
Power Supply			Ø, V, Hz	3, 380-415, 50			
Circuit Breaker		Min	A	20			
Power Supply Cable (Included Earth)			No x mm²	5C x 2.5			
Dimensions	Net	W x H x D	mm	950 x 1,380 x 330			
Weight	Net		kg	85			
Compressor	Type		-	Inverter Scroll			
Refrigerant	Type		-	R32			
	GWP (Global Warming Potential)		-	675			
	Precharged Amount		kg	3.0			
	t-CO_2eq		-	2.025			
	Additional Charge (After 7.5m)		g/m	40			
Fan	Air Flow Rate	Rated	m³/min x No.	55 x 2			
Total Piping Length		Min / Max	m	5 / 85			
Piping Elevation	IDU - ODU	Max	m	30			

* Decoration panel can be selected as an optional accessory.
Note :
1. Due to our policy of innovation some specifications may be changed without notification.
2. Performances are based on the following conditions (It is accordance with EN14511)
   - Cooling : Indoor Ambient Temp 27°CDB / 19°CWB, Outdoor Ambient Temp 35°CDB / 24°CWB
   - Heating : Indoor Ambient Temp 20°CDB / 15°CWB, Outdoor Ambient Temp 7°CDB / 6°CWB
   - Interconnected Pipe is standard length and difference of Elevation (Outdoor ~ Indoor Unit) is 0m.
3. Sound Level Values are measured at Noise Measuring chamber accordance with standard. Therefore, these values depend on the ambient conditions and values are normally higher in actual operation.
4. This product contains fluorinated greenhouse gases. (R32)

CEILING MOUNTED CASSETTE

R32

STANDARD INVERTER (R32)

CT09F
CT12F
CT18F
CT24F
UT30F



EUROVENT CERTIFIED PERFORMANCE

LG participates in the ECP programme for EUROVENT AC program.
Check ongoing validity of certification
: www.eurovent-certification.com

UUA1 UL0



UUB1 U20



UUC1 U40



COMBINATION				9	12	18	24	30
Capacity	Cooling	Min ~ Rated ~ Max	kW	1.5 / 2.5 / 3.2	1.5 / 3.4 / 4.5	2.0 / 5.0 / 5.8	2.7 / 6.8 / 8.0	3.2 / 8.0 / 9.2
	Heating	Min ~ Rated ~ Max	kW	1.8 / 3.2 / 3.7	1.8 / 4.1 / 5.0	2.3 / 5.7 / 6.6	3.0 / 7.5 / 9.0	3.6 / 8.9 / 10.1
Power Input (Set)	Cooling	Min ~ Rated ~ Max	kW	0.30 / 0.61 / 0.87	0.30 / 0.98 / 1.62	0.30 / 1.57 / 2.20	0.40 / 1.93 / 2.66	0.50 / 2.45 / 3.14
	Heating	Min ~ Rated ~ Max	kW	0.30 / 0.75 / 0.89	0.30 / 1.11 / 1.57	0.30 / 1.52 / 2.13	0.40 / 1.96 / 2.84	0.50 / 2.62 / 3.25
Running Current	Cooling	Rated	A	2.7	4.4	8.0	8.6	10.9
	Heating	Rated	A	3.3	4.9	7.8	8.7	11.6
EER / COP			kWh/kWh	4.10 / 4.30	3.50 / 3.70	3.19 / 3.74	3.52 / 3.83	3.27 / 3.40
SEER / SCOP			kWh/kWh	6.7 / 4.0	6.7 / 4.0	6.4 / 4.3	7.4 / 4.3	7.1 / 4.3
Pdesign	Cooling @ 35℃		kW	2.5	3.4	5	6.8	8
	Heating @ -10℃		kW	2.8	2.8	4.1	5.6	5.6
Seasonal Energy Label	Cooling / Heating		-	A++ / A+	A++ / A+	A++ / A+	A++ / A+	A++ / A+
Annual Energy Consumption	Cooling / Heating		kWh	131 / 980	178 / 980	273 / 1,335	322 / 1,823	394 / 1,823
Dehumidification Rate			l/h	0.63	1.26	1.89	2.8	2.8
ODU Sound Pressure Level	Cooling / Heating	Rated	dB(A)	49 / 52	49 / 52	47 / 52	48 / 52	50 / 52
ODU Sound Power Level	Cooling	Rated	dB(A)	65	65	63	65	68
Piping Connections	Liquid		mm (inch)	Ø6.35 (1/4)	Ø6.35 (1/4)	Ø6.35 (1/4)	Ø9.52 (3/8)	Ø9.52 (3/8)
	Gas		mm (inch)	Ø9.52 (3/8)	Ø9.52 (3/8)	Ø12.7 (1/2)	Ø15.88 (5/8)	Ø15.88 (5/8)
	Connections Method		-	Flared	Flared	Flared	Flared	Flared
Operation Range (Outdoor)	Cooling	Min ~ Max	℃	-15 ~ 50	-15 ~ 50	-15 ~ 50	-20 ~ 50	-20 ~ 50
	Heating	Min ~ Max	℃	-20 ~ 18	-20 ~ 18	-20 ~ 18	-20 ~ 18	-20 ~ 18
INDOOR				**CT09F NR0**	**CT12F NR0**	**CT18F NQ0**	**CT24F NB0**	**UT30F NB0**
Power Supply			Ø, V, Hz	1, 220-240, 50	1, 220-240, 50	1, 220-240, 50	1, 220-240, 50	1, 220-240, 50
Power Input (IDU)		H / M / L	W	26 / 22 / 19	28 / 24 / 20	30 / 26 / 22	36 / 26 / 21	40 / 33 / 26
Air Flow Rate		H / M / L	m³ / min	8.5 / 7.0 / 6.0	9.5 / 8.0 / 7.0	13 / 12 / 11	18 / 15.5 / 14	19 / 17 / 15.5
Dimensions	Body	W x H x D	mm	570 × 214 × 570	570 × 214 × 570	570 × 256 × 570	840 x 204 x 840	840 x 204 x 840
Weight	Body		kg	12.4	12.4	13.9	21.1	21.1
Sound Pressure Level	Cooling	H / M / L	dB(A)	36 / 33 / 30	38 / 35 / 32	41 / 39 / 37	38 / 36 / 34	40 / 37 / 35
Sound Power Level	Cooling	Max	dB(A)	52	52	57	53	57
Piping Connections	Drain	O.D. / I.D.	mm	Ø32.0 / 25.0	Ø32.0 / 25.0	Ø32.0 / 25.0	Ø32.0 / 25.0	Ø32.0 / 25.0
Recommended Decoration Panel*	Model Name		-	PT-QAGW0	PT-QAGW0	PT-QAGW0	PT-AAGW0	PT-AAGW0
	Color		-	White	White	White	White	White
	Dimensions	Body	mm	620 × 34 × 620	620 × 34 × 620	620 × 34 × 620	950 x 35 x 950	950 x 35 x 950
	Weight	Body	kg	3.0	3.0	3.0	7.1	7.1
OUTDOOR				**UUA1 UL0**		**UUB1 U20**	**UUC1 U40**	
Power Supply			Ø, V, Hz	1, 220-240, 50		1, 220-240, 50	1, 220-240, 50	
Circuit Breaker		Min	A	15		20	25	
Power Supply Cable (Included Earth)			No x mm²	3C x 1.5		3C x 2.5	3C x 2.5	
Dimensions	Net	W x H x D	mm	770 × 545 × 288		870 x 650 x 330	950 × 834 × 330	
Weight	Net		kg	33.3		44.5	57.7	
Compressor	Type		-	Twin Rotary		Twin Rotary	Twin Rotary	
Refrigerant	Type		-	R32		R32	R32	
	GWP (Global Warming Potential)		-	675		675	675	
	Precharged Amount		kg	1.0		1.2	1.9	
	t-CO_2eq		-	0.675		0.81	1.283	
	Additional Charge (After 7.5m)		g/m	20		20	40	
Fan	Air Flow Rate	Rated	m³/min x No.	28 × 1		50 × 1	58 × 1	
Total Piping Length		Min / Max	m	5 / 30		5 / 30	5 / 50	
Piping Elevation	IDU - ODU	Max	m	30		30	30	

* Decoration panel can be selected as an optional accessory.
Note :
1. Due to our policy of innovation some specifications may be changed without notification.
2. Performances are based on the following conditions (It is accordance with EN14511)
   - Cooling : Indoor Ambient Temp 27°CDB / 19°CWB, Outdoor Ambient Temp 35°CDB / 24°CWB
   - Heating : Indoor Ambient Temp 20°CDB / 15°CWB, Outdoor Ambient Temp 7°CDB / 6°CWB
   - Interconnected Pipe is standard length and difference of Elevation (Outdoor ~ Indoor Unit) is 0m.
3. Sound Level Values are measured at Noise Measuring chamber accordance with standard. Therefore, these values depend on the ambient conditions and values are normally higher in actual operation.
4. This product contains fluorinated greenhouse gases. (R32)

SINGLE SPLIT SPECIFICATION

CEILING MOUNTED CASSETTE

R32

STANDARD INVERTER (R32)

UT36F
UT42F
UT48F
UT60F



EUROVENT CERTIFIED PERFORMANCE

LG participates in the ECP programme for EUROVENT AC program.
Check ongoing validity of certification
: www.eurovent-certification.com

UUD1 U30



COMBINATION				36	42	48	60
Capacity	Cooling	Min ~ Rated ~ Max	kW	3.8 / 9.5 / 12.5	4.8 / 12.1 / 14.2	5.4 / 13.4 / 15.7	5.8 / 14.6 / 15.8
	Heating	Min ~ Rated ~ Max	kW	4.3 / 10.8 / 13.4	5.4 / 13.5 / 15.8	6.2 / 15.5 / 17.5	6.8 / 16.9 / 18.3
Power Input (Set)	Cooling	Min ~ Rated ~ Max	kW	0.50 / 2.26 / 3.44	0.70 / 3.31 / 4.30	0.90 / 4.25 / 5.53	1.00 / 5.21 / 5.84
	Heating	Min ~ Rated ~ Max	kW	0.50 / 2.43 / 3.30	0.70 / 3.51 / 4.56	0.90 / 4.37 / 5.33	1.00 / 5.12 / 5.89
Running Current	Cooling	Rated	A	10.1	14.6	18.7	23.1
	Heating	Rated	A	10.7	15.0	19.0	22.7
EER / COP			kWh/kWh	4.20 / 4.45	3.66 / 3.85	3.15 / 3.55	2.80 / 3.30
SEER / SCOP			kWh/kWh	7.0 / 4.3	7.0 / 4.3	6.5 / 4.2	6.2 / 4.2
Pdesign	Cooling @ 35℃		kW	9.5	12.1	13.4	14.6
	Heating @ -10℃		kW	9.5	9.5	9.5	9.5
Seasonal Energy Label	Cooling / Heating		-	A++ / A+	- / -	- / -	- / -
Annual Energy Consumption	Cooling / Heating		kWh	475 / 3,093	1,037 / 3,093	1,237 / 3,167	1,413 / 3,167
Dehumidification Rate			l/h	2.4	4.5	5.7	6.6
ODU Sound Pressure Level	Cooling / Heating	Rated	dB(A)	50 / 50	51 / 52	52 / 53	54 / 54
ODU Sound Power Level	Cooling	Rated	dB(A)	66	69	69	71
Piping Connections	Liquid		mm (inch)	Ø9.52 (3/8)	Ø9.52 (3/8)	Ø9.52 (3/8)	Ø9.52 (3/8)
	Gas		mm (inch)	Ø15.88 (5/8)	Ø15.88 (5/8)	Ø15.88 (5/8)	Ø15.88 (5/8)
	Connections Method		-	Flared	Flared	Flared	Flared
Operation Range (Outdoor)	Cooling	Min ~ Max	℃	-20 ~ 52	-20 ~ 52	-20 ~ 52	-20 ~ 52
	Heating	Min ~ Max	℃	-25 ~ 18	-25 ~ 18	-25 ~ 18	-25 ~ 18
INDOOR				**UT36F NA0**	**UT42F NA0**	**UT48F NA0**	**UT60F NA0**
Power Supply			Ø, V, Hz	1, 220-240, 50	1, 220-240, 50	1, 220-240, 50	1, 220-240, 50
Power Input (IDU)		H / M / L	W	60 / 50 / 45	60 / 50 / 45	80 / 60 / 50	80 / 60 / 50
Air Flow Rate		H / M / L	m³/min	27.5 / 25 / 22.5	27.5 / 25 / 22.5	30 / 27.5 / 25	30 / 27.5 / 25
Dimensions	Body	W x H x D	mm	840 x 288 x 840	840 x 288 x 840	840 x 288 x 840	840 x 288 x 840
Weight	Body		kg	25.3	25.3	25.3	25.3
Sound Pressure Level	Cooling	H / M / L	dB(A)	44 / 42 / 41	44 / 42 / 41	46 / 44 / 42	46 / 44 / 42
Sound Power Level	Cooling	Max	dB(A)	61	61	62	62
Piping Connections	Drain	O.D. / I.D.	mm	Ø32.0 / 25.0	Ø32.0 / 25.0	Ø32.0 / 25.0	Ø32.0 / 25.0
Recommended Decoration Panel*	Model Name		-	PT-AAGW0	PT-AAGW0	PT-AAGW0	PT-AAGW0
	Color		-	White	White	White	White
	Dimensions	Body	mm	950 x 35 x 950	950 x 35 x 950	950 x 35 x 950	950 x 35 x 950
	Weight	Body	kg	7.1	7.1	7.1	7.1
OUTDOOR				**UUD1 U30**			
Power Supply			Ø, V, Hz	1, 220-240, 50			
Circuit Breaker		Min	A	40			
Power Supply Cable (Included Earth)			No x mm²	3C x 6.0			
Dimensions	Net	W x H x D	mm	950 x 1,380 x 330			
Weight	Net		kg	85.0			
Compressor	Type		-	Inverter Scroll			
Refrigerant	Type		-	R32			
	GWP (Global Warming Potential)		-	675			
	Precharged Amount		kg	3.0			
	t-CO_2eq		-	2.025			
	Additional Charge (After 7.5m)		g/m	40			
Fan	Air Flow Rate	Rated	m³/min x No.	55 x 2			
Total Piping Length		Min / Max	m	5 / 85			
Piping Elevation	IDU - ODU	Max	m	30			

* Decoration panel can be selected as an optional accessory.
Note :
1. Due to our policy of innovation some specifications may be changed without notification.
2. Performances are based on the following conditions (It is accordance with EN14511)
   - Cooling : Indoor Ambient Temp 27°CDB / 19°CWB, Outdoor Ambient Temp 35°CDB / 24°CWB
   - Heating : Indoor Ambient Temp 20°CDB / 15°CWB, Outdoor Ambient Temp 7°CDB / 6°CWB
   - Interconnected Pipe is standard length and difference of Elevation (Outdoor ~ Indoor Unit) is 0m.
3. Sound Level Values are measured at Noise Measuring chamber accordance with standard. Therefore, these values depend on the ambient conditions and values are normally higher in actual operation.
4. This product contains fluorinated greenhouse gases. (R32)

CEILING MOUNTED CASSETTE

R32

STANDARD INVERTER (R32)

UT36F
UT42F
UT48F
UT60F



UUD3 U30



LG participates in the ECP programme for EUROVENT AC program.
Check ongoing validity of certification
: www.eurovent-certification.com

COMBINATION				36	42	48	60
Capacity	Cooling	Min ~ Rated ~ Max	kW	3.8 / 9.5 / 12.5	4.8 / 12.1 / 14.2	5.4 / 13.4 / 15.7	5.8 / 14.6 / 15.8
	Heating	Min ~ Rated ~ Max	kW	4.3 / 10.8 / 13.4	5.4 / 13.5 / 15.8	6.2 / 15.5 / 17.5	6.8 / 16.9 / 18.3
Power Input (Set)	Cooling	Min ~ Rated ~ Max	kW	0.50 / 2.26 / 3.44	0.70 / 3.31 / 4.30	0.90 / 4.25 / 5.53	1.00 / 5.21 / 5.84
	Heating	Min ~ Rated ~ Max	kW	0.50 / 2.43 / 3.30	0.70 / 3.51 / 4.56	0.90 / 4.37 / 5.33	1.00 / 5.12 / 5.89
Running Current	Cooling	Rated	A	3.8	5.2	6.6	8.1
	Heating	Rated	A	3.9	5.4	6.7	7.9
EER / COP			kWh/kWh	4.20 / 4.45	3.66 / 3.85	3.15 / 3.55	2.80 / 3.30
SEER / SCOP			kWh/kWh	7.0 / 4.3	7.0 / 4.3	6.5 / 4.2	6.2 / 4.2
Pdesign	Cooling @ 35℃		kW	9.5	12.1	13.4	14.6
	Heating @ -10℃		kW	9.5	9.5	9.5	9.5
Seasonal Energy Label	Cooling / Heating		-	A++ / A+	- / -	- / -	- / -
Annual Energy Consumption	Cooling / Heating		kWh	475 / 3,093	1,037 / 3,093	1,237 / 3,167	1,413 / 3,167
Dehumidification Rate			l/h	2.4	4.5	5.7	6.6
ODU Sound Pressure Level	Cooling / Heating	Rated	dB(A)	50 / 50	51 / 52	52 / 53	54 / 54
ODU Sound Power Level	Cooling	Rated	dB(A)	66	69	69	71
Piping Connections	Liquid		mm (inch)	Ø9.52 (3/8)	Ø9.52 (3/8)	Ø9.52 (3/8)	Ø9.52 (3/8)
	Gas		mm (inch)	Ø15.88 (5/8)	Ø15.88 (5/8)	Ø15.88 (5/8)	Ø15.88 (5/8)
	Connections Method		-	Flared	Flared	Flared	Flared
Operation Range (Outdoor)	Cooling	Min ~ Max	℃	-20 ~ 52	-20 ~ 52	-20 ~ 52	-20 ~ 52
	Heating	Min ~ Max	℃	-25 ~ 18	-25 ~ 18	-25 ~ 18	-25 ~ 18
INDOOR				**UT36F NA0**	**UT42F NA0**	**UT48F NA0**	**UT60F NA0**
Power Supply			Ø, V, Hz	1, 220-240, 50	1, 220-240, 50	1, 220-240, 50	1, 220-240, 50
Power Input (IDU)		H / M / L	W	60 / 50 / 45	60 / 50 / 45	80 / 60 / 50	80 / 60 / 50
Air Flow Rate		H / M / L	m³/min	27.5 / 25 / 22.5	27.5 / 25 / 22.5	30 / 27.5 / 25	30 / 27.5 / 25
Dimensions	Body	W x H x D	mm	840 x 288 x 840	840 x 288 x 840	840 x 288 x 840	840 x 288 x 840
Weight	Body		kg	25.3	25.3	25.3	25.3
Sound Pressure Level	Cooling	H / M / L	dB(A)	44 / 42 / 41	44 / 42 / 41	46 / 44 / 42	46 / 44 / 42
Sound Power Level	Cooling	Max	dB(A)	61	61	62	62
Piping Connections	Drain	O.D. / I.D.	mm	Ø32.0 / 25.0	Ø32.0 / 25.0	Ø32.0 / 25.0	Ø32.0 / 25.0
Recommended Decoration Panel*	Model Name		-	PT-AAGW0	PT-AAGW0	PT-AAGW0	PT-AAGW0
	Color		-	White	White	White	White
	Dimensions	Body	mm	950 x 35 x 950	950 x 35 x 950	950 x 35 x 950	950 x 35 x 950
	Weight	Body	kg	7.1	7.1	7.1	7.1
OUTDOOR				**UUD3 U30**			
Power Supply			Ø, V, Hz	3, 380-415, 50			
Circuit Breaker		Min	A	20			
Power Supply Cable (Included Earth)			No x mm²	5C x 2.5			
Dimensions	Net	W x H x D	mm	950 x 1,380 x 330			
Weight	Net		kg	85.0			
Compressor	Type		-	Inverter Scroll			
Refrigerant	Type		-	R32			
	GWP (Global Warming Potential)		-	675			
	Precharged Amount		kg	3.0			
	t-CO₂eq		-	2.025			
	Additional Charging Volume		g/m	40			
Fan	Air Flow Rate	Rated	m³/min x No.	55 x 2			
Total Piping Length		Min / Max	m	5 / 85			
Piping Elevation	IDU - ODU	Max	m	30			

* Decoration panel can be selected as an optional accessory.
Note :
1. Due to our policy of innovation some specifications may be changed without notification.
2. Performances are based on the following conditions (It is accordance with EN14511)
   - Cooling : Indoor Ambient Temp 27°CDB / 19°CWB, Outdoor Ambient Temp 35°CDB / 24°CWB
   - Heating : Indoor Ambient Temp 20°CDB / 15°CWB, Outdoor Ambient Temp 7°CDB / 6°CWB
   - Interconnected Pipe is standard length and difference of Elevation (Outdoor ~ Indoor Unit) is 0m.
3. Sound Level Values are measured at Noise Measuring chamber accordance with standard. Therefore, these values depend on the ambient conditions and values are normally higher in actual operation.
4. This product contains fluorinated greenhouse gases. (R32)

SINGLE SPLIT SPECIFICATION

CEILING MOUNTED CASSETTE

R32

COMPACT INVERTER (R32)

CT18F
CT24F
UT30F
UT36F



UUA1 UL0 **UUB1 U20** **UUC1 U40**



LG participates in the ECP programme for EUROVENT AC program.
Check ongoing validity of certification
: www.eurovent-certification.com

COMBINATION				18	24	30	36
Capacity	Cooling	Min ~ Rated ~ Max	kW	1.8 / 5.0 / 5.5	2.7 / 6.8 / 7.5	3.0 / 7.5 / 8.3	3.8 / 9.5 / 10.8
	Heating	Min ~ Rated ~ Max	kW	2.1 / 5.2 / 5.7	3.0 / 7.5 / 8.6	3.2 / 7.9 / 8.7	4.3 / 10.8 / 11.7
Power Input (Set)	Cooling	Min ~ Rated ~ Max	kW	0.34 / 1.76 / 2.11	0.40 / 2.00 / 2.40	0.50 / 2.31 / 2.77	0.60 / 2.79 / 3.57
	Heating	Min ~ Rated ~ Max	kW	0.30 / 1.45 / 1.87	0.40 / 2.21 / 2.87	0.50 / 2.37 / 3.08	0.60 / 2.77 / 3.30
Running Current	Cooling	Rated	A	7.8	8.8	10.1	12.4
	Heating	Rated	A	6.4	9.6	10.4	12.3
EER / COP			kWh/kWh	2.85 / 3.60	3.40 / 3.39	3.25 / 3.34	3.40 / 3.90
SEER / SCOP			kWh/kWh	6.3 / 3.9	7.0 / 4.2	6.8 / 4.2	6.7 / 4.3
Pdesign	Cooling @ 35℃		kW	5	6.8	7.5	9.5
	Heating @ -10℃		kW	2.8	4.1	4.1	5.6
Seasonal Energy Label	Cooling / Heating		-	A++ / A	A++ / A+	A++ / A+	A++ / A+
Annual Energy Consumption	Cooling / Heating		kWh	278 / 1,005	340 / 1,367	386 / 1,367	496 / 1,823
Dehumidification Rate			l/h	1.8	2.6	3.1	2.5
ODU Sound Pressure Level	Cooling / Heating	Rated	dB(A)	49 / 52	48 / 53	50 / 54	54 / 56
ODU Sound Power Level	Cooling	Rated	dB(A)	65	65	67	70
Piping Connections	Liquid		mm (inch)	Ø6.35 (1/4)	Ø9.52 (3/8)	Ø9.52 (3/8)	Ø9.52 (3/8)
	Gas		mm (inch)	Ø9.52 (3/8)	Ø15.88 (5/8)	Ø15.88 (5/8)	Ø15.88 (5/8)
	Connections Method		-	Flared	Flared	Flared	Flared
Operation Range (Outdoor)	Cooling	Min ~ Max	℃	-10 ~ 50	-10 ~ 48	-10 ~ 48	-20 ~ 50
	Heating	Min ~ Max	℃	-10 ~ 18	-15 ~ 18	-15 ~ 18	-15 ~ 18
INDOOR				**CT18F NQ0**	**CT24F NB0**	**UT30F NB0**	**UT36F NA0**
Power Supply			Ø, V, Hz	1, 220-240, 50	1, 220-240, 50	1, 220-240, 50	1, 220-240, 50
Power Input (IDU)		H / M / L	W	30 / 26 / 22	36 / 26 / 21	40 / 33 / 26	60 / 50 / 45
Air Flow Rate		H / M / L	m³/min	13 / 12 / 11	18 / 15.5 / 14	19 / 17 / 15.5	27.5 / 25 / 22.5
Dimensions	Body	W x H x D	mm	570 × 256 × 570	840 x 204 x 840	840 x 204 x 840	840 x 288 x 840
Weight	Body		kg	13.9	21.1	21.1	25.3
Sound Pressure Level	Cooling	H / M / L	dB(A)	41 / 39 / 37	38 / 36 / 34	40 / 37 / 35	44 / 42 / 41
Sound Power Level	Cooling	Max	dB(A)	57	53	57	61
Piping Connections	Drain	O.D. / I.D.	mm	Ø32.0 / 25.0	Ø32.0 / 25.0	Ø32.0 / 25.0	Ø32.0 / 25.0
Recommended Decoration Panel*	Model Name		-	PT-QAGW0	PT-AAGW0	PT-AAGW0	PT-AAGW0
	Color		-	White	White	White	White
	Dimensions	Body	mm	620 × 34 × 620	950 x 35 x 950	950 x 35 x 950	950 x 35 x 950
	Weight	Body	kg	3.0	7.1	7.1	7.1
OUTDOOR				**UUA1 UL0**	**UUB1 U20**		**UUC1 U40**
Power Supply			Ø, V, Hz	1, 220-240, 50	1, 220-240, 50		1, 220-240, 50
Circuit Breaker		Min	A	15	20		25
Power Supply Cable (Included Earth)			No x mm²	3C x 1.5	3C x 2.5		3C x 2.5
Dimensions	Net	W x H x D	mm	770 × 545 × 288	870 x 650 x 330		950 × 834 × 330
Weight	Net		kg	33.3	44.5		57.7
Compressor	Type		-	Twin Rotary	Twin Rotary		Twin Rotary
Refrigerant	Type		-	R32	R32		R32
	GWP (Global Warming Potential)		-	675	675		675
	Precharged Amount		kg	1.0	1.2		1.9
	t-CO₂eq		-	0.675	0.81		1.283
	Additional Charge (After 7.5m)		g/m	20	40		40
Fan	Air Flow Rate	Rated	m³/min x No.	28 × 1	50 × 1		58 × 1
Total Piping Length		Min / Max	m	5 / 30	5 / 35		5 / 50
Piping Elevation	IDU - ODU	Max	m	30	30		30

* Decoration panel can be selected as an optional accessory.
Note :
1. Due to our policy of innovation some specifications may be changed without notification.
2. Performances are based on the following conditions (It is accordance with EN14511)
   - Cooling : Indoor Ambient Temp 27°CDB / 19°CWB, Outdoor Ambient Temp 35°CDB / 24°CWB
   - Heating : Indoor Ambient Temp 20°CDB / 15°CWB, Outdoor Ambient Temp 7°CDB / 6°CWB
   - Interconnected Pipe is standard length and difference of Elevation (Outdoor ~ Indoor Unit) is 0m.
3. Sound Level Values are measured at Noise Measuring chamber accordance with standard. Therefore, these values depend on the ambient conditions and values are normally higher in actual operation.
4. This product contains fluorinated greenhouse gases. (R32)

CASSETTE PANEL



Model Name

PT-AAGW0
PT-AEGW0
PT-AFGW0
PT-QAGW0

Key Features

Model	Function					
	Dual Vane	Wi-Fi	Floor Temperature Sensor	Air Purification	Elevating Grille	Occupancy Sensor
PT-AAGW0	O	Optional	X	X	X	Optional
PT-AEGW0	O	Optional	X	X	O	Optional
PT-AFGW0	O	Optional	O	Optional	X	Optional

Specification

Model	Suction Type	Color (RAL)	Gloss	Weight (kg)	Dimension (mm)		
					W	H	D
PT-AAGW0	Grid	White (RAL 9003)	-	7.1	950	35	950
PT-AEGW0	Grid	White (RAL 9003)	-	8.5	950	35	950
PT-AFGW0	Grid	White (RAL 9003)	-	7.5	950	35	950
PT-QAGW0	Grid	White (RAL 9003)	-	3.0	620	34	620

Air Purification Kit

Model	Image	Model name	Dielectric Dust collecting filter	Photocatalytic Deodorizing filter	HVPS	Ionizer
Air cleaning kit		PTAFMP0	O	O	O	O

CASSETTE COVER

Cover in case of exposed cassette installation.



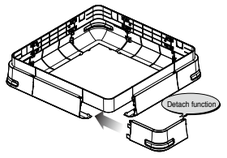

Key Features

- Specially designed for indoor unit
- Covers the side area of cassette
- Gives elegant looks
- Light weight

Specification

Model	Front Panel		Weight (kg)		Dimensions (mm)		
			NET	Gross	W	H	D
PTDCQ	PT-UQC	TR	5.0	7.2	907	907	268
		TQ	5.0	7.2	907	907	310

* PTDCA suitable for Dual Vane 4 Way CST (840 x 840) will be available later.

Model Name

PTDCQ / PTDCA*

Applied Products

4 Way Cassette (for chassis TQ, TR)

Included Parts

- Cover A, Cover B
- Cover C, Cover D
- Screws
- Installation Manual



Cover A (4 units)

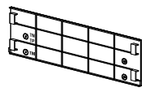

Cover B (4 units)



Screw (32 units)

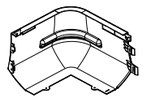

Cover C (4 units)

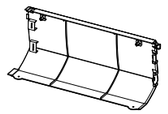

Cover D (4 units)



Installation Manual

CEILING CONCEALED DUCT



CEILING CONCEALED DUCT

External Static Pressure (ESP) Control

User has easy access to air volume selection via remote controller using the ESP control function. The BLDC motor can control fan speed and air volume. No additional accessories are necessary to control air flow.

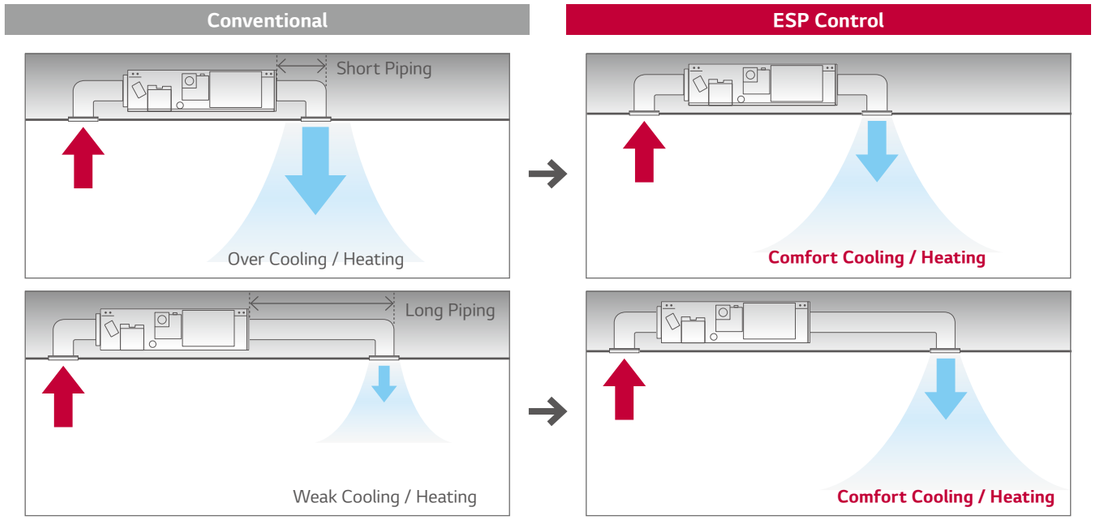

High Head Drain Pump

High head drain pump automatically drains water up to a height of 700mm of drain-head height. It provides the perfect solution for draining of water.

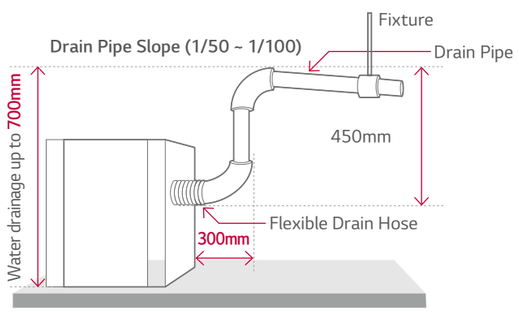

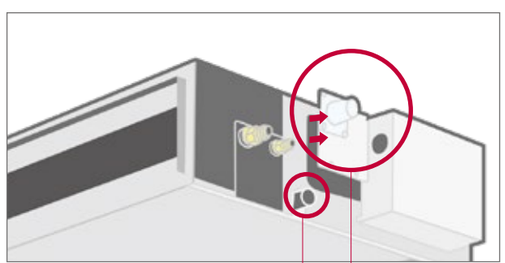

※ Standard Inverter : Accessory (ABDPG) / Low-Static Duct : Included
※ Required by option for Standard / Compact Inverter high static pressure models.

CEILING CONCEALED DUCT

Two Thermistors Control

The indoor temperature can be checked using the thermistors in the remote controller as well as from the indoor unit. There may be a significant difference between ceiling and floor air temperature. Two thermistors can optimize indoor air temperature for a more comfortable environment.

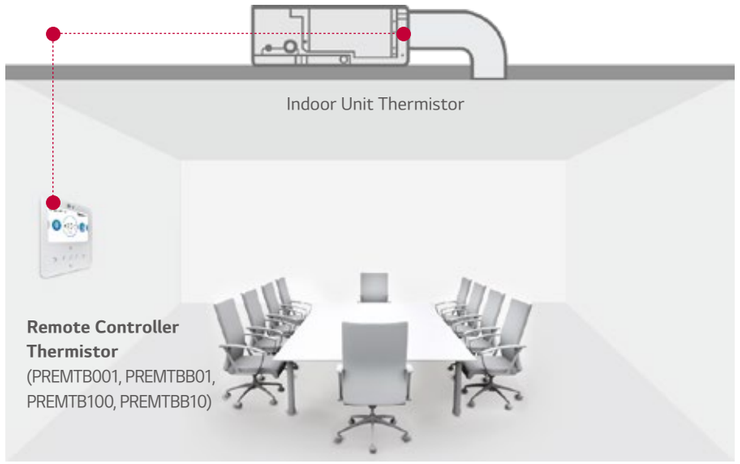

Compares temperatures sensed from different positions, and automatically selects the optimum temperature for users.

Operation for Multiple Rooms

Using a spiral duct (Embedded or flexible type) and stream chamber, it is possible to operate cooling / heating for several rooms simultaneously. Also, zone control is available with zone controller accessary. (ABZCA)

Zone control features
- Controls different zones (Up to 4 zones) by external thermostat (AC 24V)
- Maintain proper air volume of each zone
- Auto variation of dampers
- Auto control of fan speed and On / Off operation

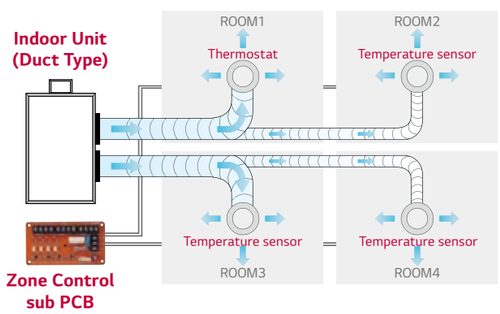

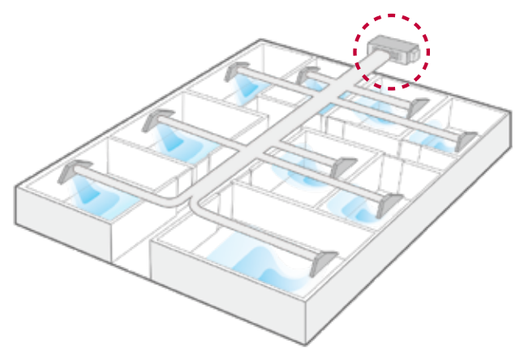

CEILING CONCEALED DUCT

Minimized Height and Depth

New Low Static ducts provide ideal solution for installation in limited space.

Low Static Duct



Depth



※ CL09F N50, CL12F N50, CL18F N60, UL12FH N50 only

Wide Operation Range



Easy Service & Maintenance

Users are not required to disassemble the whole panel for maintenance; since panel is divided into 2 components; one for heat exchanger and the other for fan / motor. The user can easily detach and re-attach the filter in the available limited space.

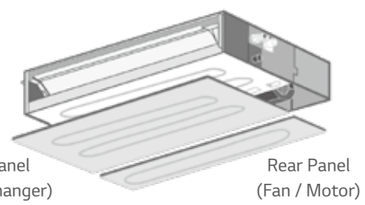

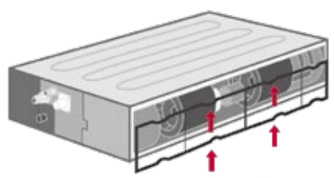

CEILING CONCEALED DUCT (LOW STATIC PRESSURE)

Quiet Operation

The noise level of low static ducts have been reduced, even though ESP has been increased.

		CL09F N50	CL12F N50	CL18F N60	CL24F N30
Sound Pressure (High / Medium / Low)	dB(A)	35 / 30 / 27	35 / 30 / 27	34 / 31 / 29	39 / 35 / 32

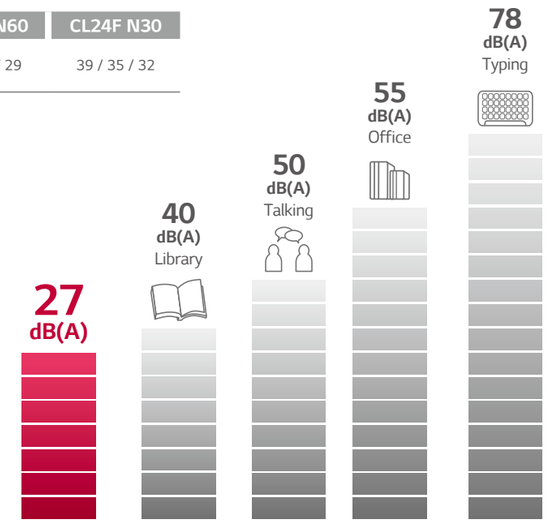

Flexible Installation

Standard Inverter low static duct allows the air intake at the rear or bottom under installation condition.

Conventional

Air intake at the only rear

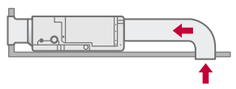

Low Static Duct

Air intake at the rear or bottom

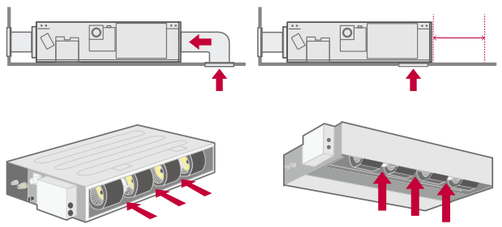

CEILING CONCEALED DUCT

R32

H-INVERTER (R32)

LOW STATIC PRESSURE
- UL12FH / UL18FH

UUA1 UL0 UUB1 U20





EUROVENT CERTIFIED PERFORMANCE

LG participates in the ECP programme for EUROVENT AC program.
Check ongoing validity of certification
: www.eurovent-certification.com

COMBINATION				12	18
Capacity	Cooling	Min ~ Rated ~ Max	kW	1.5 / 3.4 / 4.7	2.0 / 5.0 / 6.0
	Heating	Min ~ Rated ~ Max	kW	1.8 / 4.0 / 4.9	2.3 / 5.8 / 7.0
Power Input (Set)	Cooling	Min ~ Rated ~ Max	kW	0.33 / 1.06 / 1.84	0.30 / 1.39 / 1.88
	Heating	Min ~ Rated ~ Max	kW	0.33 / 1.08 / 1.63	0.30 / 1.57 / 2.12
Running Current	Cooling	Rated	A	4.7	7.6
	Heating	Rated	A	4.8	8.1
EER / COP			kWh/kWh	3.20 / 3.70	3.60 / 3.70
SEER / SCOP			kWh/kWh	6.1 / 4.0	6.5 / 4.1
Pdesign	Cooling @ 35℃		kW	3.4	5
	Heating @ -10℃		kW	2.9	4.1
Seasonal Energy Label	Cooling / Heating		-	A++ / A+	A++ / A+
Annual Energy Consumption	Cooling / Heating		kWh	195 / 1,015	269 / 1,400
Dehumidification Rate			l/h	0.8	2.6
ODU Sound Pressure Level	Cooling / Heating	Rated	dB(A)	49 / 52	47 / 52
ODU Sound Power Level	Cooling	Rated	dB(A)	65	63
Piping Connections	Liquid		mm (inch)	Ø6.35 (1/4)	Ø6.35 (1/4)
	Gas		mm (inch)	Ø9.52 (3/8)	Ø12.7 (1/2)
	Connections Method		-	FLARED	Flared
Operation Range (Outdoor)	Cooling	Min ~ Max	℃	-15 ~ 50	-15 ~ 50
	Heating	Min ~ Max	℃	-20 ~ 18	-20 ~ 18
INDOOR				**UL12FH N50**	**UL18FH N30**
Power Supply			Ø, V, Hz	1, 220-240, 50	1, 220-240, 50
Power Input (IDU)		H / M / L	W	21 / 15 / 13	140 / 125 / 100
Air Flow Rate		H / M / L	m³/min	11.5 / 9.5 / 8	18.5 / 15 / 11
Dimensions	Body	W x H x D	mm	900 x 190 x 460	1,100 x 190 x 700
Weight	Body		kg	18	26.0
Sound Pressure Level	Cooling	H / M / L	dB(A)	35 / 30 / 27	38 / 34 / 31
Sound Power Level	Cooling	Max	dB(A)	55	56
Piping Connections	Drain	O.D. / I.D.	mm	Ø32.0 / 26.0	Ø32.0 / 26.0
OUTDOOR				**UUA1 UL0**	**UUB1 U20**
Power Supply			Ø, V, Hz	1, 220-240, 50	1, 220-240, 50
Circuit Breaker		Min	A	15	20
Power Supply Cable (Included Earth)			No x mm²	3C x 1.5	3C x 2.5
Dimensions	Net	W x H x D	mm	770 × 545 × 288	870 x 650 x 330
Weight	Net		kg	33.3	44.5
Compressor	Type		-	Twin Rotary	Twin Rotary
Refrigerant	Type		-	R32	R32
	GWP (Global Warming Potential)		-	675	675
	Precharged Amount		kg	1.0	1.2
	t-CO_2eq		-	0.675	0.81
	Additional Charge (After 7.5m)		g/m	20	20
Fan	Air Flow Rate	Rated	m³/min x No.	28 × 1	50 × 1
Total Piping Length		Min / Max	m	5 / 30	5 / 30
Piping Elevation	IDU - ODU	Max	m	30	30

CEILING CONCEALED DUCT

R32

H-INVERTER (R32)

MID STATIC PRESSURE
- UM12FH / UM18FH / UM24FH / UM30FH

UUA1 UL0 UUB1 U20 UUC1 U40





EUROVENT CERTIFIED PERFORMANCE

LG participates in the ECP programme for EUROVENT AC program.
Check ongoing validity of certification
: www.eurovent-certification.com

COMBINATION				12	18	24	30
Capacity	Cooling	Min ~ Rated ~ Max	kW	1.6 / 3.5 / 5.1	2.0 / 5.0 / 6.0	2.7 / 6.8 / 8.3	3.1 / 7.8 / 9.3
	Heating	Min ~ Rated ~ Max	kW	1.6 / 4.0 / 5.8	2.3 / 5.8 / 7.0	3.0 / 7.5 / 9.4	3.6 / 9.0 / 10.7
Power Input (Set)	Cooling	Min ~ Rated ~ Max	kW	0.32 / 1.03 / 1.93	0.30 / 1.26 / 1.70	0.40 / 1.84 / 2.56	0.50 / 2.25 / 2.99
	Heating	Min ~ Rated ~ Max	kW	0.32 / 0.98 / 1.85	0.30 / 1.49 / 2.01	0.40 / 1.75 / 2.52	0.50 / 2.27 / 3.11
Running Current	Cooling	Rated	A	4.6	7.3	8.2	10.0
	Heating	Rated	A	4.3	7.8	7.8	10.1
EER / COP			kWh/kWh	3.40 / 4.10	3.96 / 3.89	3.70 / 4.28	3.51 / 3.97
SEER / SCOP			kWh/kWh	6.1 / 3.9	6.6 / 4.2	6.8 / 4.3	6.6 / 4.3
Pdesign	Cooling @ 35℃		kW	3.5	5	6.8	7.8
	Heating @ -10℃		kW	2.8	4.4	5.4	5.4
Seasonal Energy Label	Cooling / Heating		-	A++ / A	A++ / A+	A++ / A+	A++ / A+
Annual Energy Consumption	Cooling / Heating		kWh	201 / 1,005	265 / 1,467	350 / 1,758	419 / 1,758
Dehumidification Rate			l/h	0.4	1.3	1.2	2.2
ODU Sound Pressure Level	Cooling / Heating	Rated	dB(A)	49 / 52	47 / 52	48 / 52	50 / 52
ODU Sound Power Level	Cooling	Rated	dB(A)	65	63	65	68
Piping Connections	Liquid		mm (inch)	Ø6.35 (1/4)	Ø6.35 (1/4)	Ø9.52 (3/8)	Ø9.52 (3/8)
	Gas		mm (inch)	Ø9.52 (3/8)	Ø12.7 (1/2)	Ø15.88 (5/8)	Ø15.88 (5/8)
	Connections Method		-	Flared	Flared	Flared	Flared
Operation Range (Outdoor)	Cooling	Min ~ Max	℃	-15 ~ 50	-15 ~ 50	-20 ~ 50	-20 ~ 50
	Heating	Min ~ Max	℃	-20 ~ 18	-20 ~ 18	-20 ~ 18	-20 ~ 18
INDOOR				**UM12FH N10**	**UM18FH N10**	**UM24FH N20**	**UM30FH N20**
Power Supply			Ø, V, Hz	1, 220-240, 50	1, 220-240, 50	1, 220-240, 50	1, 220-240, 50
Power Input (IDU)		H / M / L	W	150 / 130 / 110	180 / 150 / 130	134 / 101 / 80	134 / 101 / 80
Air Flow Rate		H / M / L	m³/min	16.5 / 14.5 / 13	17.5 / 16 / 14	28 / 24 / 21	28 / 24 / 21
Dimensions	Body	W x H x D	mm	900 x 270 x 700	900 x 270 x 700	1,250 x 270 x 700	1,250 x 270 x 700
Weight	Body		kg	25.4	27.0	39.3	39.3
Sound Pressure Level	Cooling	H / M / L	dB(A)	34 / 32 / 30	35 / 34 / 32	34 / 33 / 32	34 / 33 / 32
Sound Power Level	Cooling	Max	dB(A)	56	60	59	59
Piping Connections	Drain (Natural Drainage)	O.D. / I.D.	mm	Ø25.4 / 19.4	Ø25.4 / 19.4	Ø25.4 / 19.4	Ø25.4 / 19.4
	Drain (Using Drain Pump)	O.D. / I.D.	mm	Ø32.0 / 26.0	Ø32.0 / 26.0	Ø32.0 / 26.0	Ø32.0 / 26.0
OUTDOOR				**UUA1 UL0**	**UUB1 U20**	**UUC1 U40**	
Power Supply			Ø, V, Hz	1, 220-240, 50	1, 220-240, 50	1, 220-240, 50	
Circuit Breaker		Min	A	15	20	25	
Power Supply Cable (Included Earth)			No x mm²	3C x 1.5	3C x 2.5	3C x 2.5	
Dimensions	Net	W x H x D	mm	770 × 545 × 288	870 x 650 x 330	950 × 834 × 330	
Weight	Net		kg	33.3	44.5	57.7	
Compressor	Type		-	Twin Rotary	Twin Rotary	Twin Rotary	
Refrigerant	Type		-	R32	R32	R32	
	GWP (Global Warming Potential)		-	675	675	675	
	Precharged Amount		kg	1.0	1.2	1.9	
	t-CO_2eq		-	0.675	0.81	1.283	
	Additional Charge (After 7.5m)		g/m	20	20	40	
Fan	Air Flow Rate	Rated	m³/min x No.	28 × 1	50 × 1	58 × 1	
Total Piping Length		Min / Max	m	5 / 30	5 / 30	5 / 50	
Piping Elevation	IDU - ODU	Max	m	30	30	30	

CEILING CONCEALED DUCT

R32

H-INVERTER (R32)

MID STATIC PRESSURE
- UM36FH / UM42FH / UM48FH

UUD1 U30





LG participates in the ECP programme for EUROVENT AC program.
Check ongoing validity of certification
: www.eurovent-certification.com

COMBINATION				36	42	48
Capacity	Cooling	Min ~ Rated ~ Max	kW	3.8 / 9.5 / 12.8	4.8 / 12.0 / 14.4	5.4 / 13.4 / 16.1
	Heating	Min ~ Rated ~ Max	kW	4.3 / 10.8 / 13.7	5.4 / 13.5 / 16.2	6.2 / 15.5 / 17.8
Power Input (Set)	Cooling	Min ~ Rated ~ Max	kW	0.50 / 2.26 / 3.39	0.70 / 3.38 / 4.56	0.80 / 4.12 / 5.56
	Heating	Min ~ Rated ~ Max	kW	0.50 / 2.57 / 3.60	0.70 / 3.51 / 4.56	0.80 / 4.19 / 5.24
Running Current	Cooling	Rated	A	10.0	14.9	18.1
	Heating	Rated	A	11.3	15.3	18.4
EER / COP			kWh/kWh	4.20 / 4.20	3.55 / 3.85	3.25 / 3.70
SEER / SCOP			kWh/kWh	6.4 / 4.2	6.2 / 4.1	6.1 / 4.1
Pdesign	Cooling @ 35℃		kW	9.5	12	13.4
	Heating @ -10℃		kW	9.5	9.5	9.5
Seasonal Energy Label	Cooling / Heating		-	A++ / A+	A++ / A+	-
Annual Energy Consumption	Cooling / Heating		kWh	520 / 3,167	677 / 3,244	1,318 / 3,244
Dehumidification Rate			l/h	2.0	4.2	4.8
ODU Sound Pressure Level	Cooling / Heating	Rated	dB(A)	50 / 50	51 / 52	52 / 53
ODU Sound Power Level	Cooling	Rated	dB(A)	66	69	69
Piping Connections	Liquid		mm (inch)	Ø9.52 (3/8)	Ø9.52 (3/8)	Ø9.52 (3/8)
	Gas		mm (inch)	Ø15.88 (5/8)	Ø15.88 (5/8)	Ø15.88 (5/8)
	Connections Method		-	Flared	Flared	Flared
Operation Range (Outdoor)	Cooling	Min ~ Max	℃	-20 ~ 52	-20 ~ 52	-20 ~ 52
	Heating	Min ~ Max	℃	-25 ~ 18	-25 ~ 18	-25 ~ 18
INDOOR				**UM36FH N30**	**UM42FH N30**	**UM48FH N30**
Power Supply			Ø, V, Hz	1, 220-240, 50	1, 220-240, 50	1, 220-240, 50
Power Input (IDU)		H / M / L	W	242 / 159 / 124	242 / 159 / 124	242 / 159 / 124
Air Flow Rate		H / M / L	m³/min	40 / 34 / 28	40 / 34 / 28	40 / 34 / 28
Dimensions	Body	W x H x D	mm	1,250 x 360 x 700	1,250 x 360 x 700	1,250 x 360 x 700
Weight	Body		kg	44.3	44.3	44.3
Sound Pressure Level	Cooling	H / M / L	dB(A)	39 / 38 / 36	39 / 38 / 36	39 / 38 / 36
Sound Power Level	Cooling	Max	dB(A)	65	65	65
Piping Connections	Drain (Natural Drainage)	O.D. / I.D.	mm	Ø25.4 / 19.4	Ø25.4 / 19.4	Ø25.4 / 19.4
	Drain (Using Drain Pump)	O.D. / I.D.	mm	Ø32.0 / 26.0	Ø32.0 / 26.0	Ø32.0 / 26.0
OUTDOOR				**UUD1 U30**		
Power Supply			Ø, V, Hz	1, 220-240, 50		
Circuit Breaker		Min	A	40		
Power Supply Cable (Included Earth)			No x mm³	3C x 6.0		
Dimensions	Net	W x H x D	mm	950 x 1,380 x 330		
Weight	Net		kg	85.0		
Compressor	Type		-	Inverter Scroll		
Refrigerant	Type		-	R32		
	GWP (Global Warming Potential)		-	675		
	Precharged Amount		kg	3.0		
	t-CO_2eq		-	2.025		
	Additional Charge (After 7.5m)		g/m	40		
Fan	Air Flow Rate	Rated	m³/min x No.	55 x 2		
Total Piping Length		Min / Max	m	5 / 85		
Piping Elevation	IDU - ODU	Max	m	30		

SINGLE SPLIT SPECIFICATION

CEILING CONCEALED DUCT

R32

H-INVERTER (R32)

MID STATIC PRESSURE
- UM36FH / UM42FH / UM48FH

UUD3 U30



3Phase



LG participates in the ECP programme for EUROVENT AC program.
Check ongoing validity of certification
: www.eurovent-certification.com

COMBINATION				36	42	48
Capacity	Cooling	Min ~ Rated ~ Max	kW	3.8 ~ 9.5 ~ 12.8	4.8 ~ 12.0 ~ 14.4	5.4 ~ 13.4 ~ 16.1
	Heating	Min ~ Rated ~ Max	kW	4.3 ~ 10.8 ~ 13.7	5.4 ~ 13.5 ~ 16.2	6.2 ~ 15.5 ~ 17.8
Power Input (Set)	Cooling	Min ~ Rated ~ Max	kW	0.50 ~ 2.26 ~ 3.39	0.70 ~ 3.38 ~ 4.56	0.80 ~ 4.12 ~ 5.56
	Heating	Min ~ Rated ~ Max	kW	0.50 ~ 2.57~ 3.60	0.70 ~ 3.51 ~ 4.56	0.80 ~ 4.19 ~ 5.24
Running Current	Cooling	Rated	A	3.8	5.3	6.5
	Heating	Rated	A	4.1	5.5	6.5
EER / COP			kWh/kWh	4.20 / 4.20	3.55 / 3.85	3.25 / 3.70
SEER / SCOP			kWh/kWh	6.4 / 4.2	6.2 / 4.1	6.1 / 4.1
Pdesign	Cooling @ 35℃		kW	9.5	12	13.4
	Heating @ -10℃		kW	9.5	9.5	9.5
Seasonal Energy Label	Cooling / Heating		-	A++ / A+	A++ / A+	-
Annual Energy Consumption	Cooling / Heating		kWh	520 / 3,167	677 / 3,244	1,318 / 3,244
Dehumidification Rate			l/h	2.0	4.2	4.8
ODU Sound Pressure Level	Cooling / Heating	Rated	dB(A)	50 / 50	51 / 52	52 / 53
ODU Sound Power Level	Cooling	Rated	dB(A)	66	69	69
Piping Connections	Liquid		mm (inch)	Ø9.52 (3/8)	Ø9.52 (3/8)	Ø9.52 (3/8)
	Gas		mm (inch)	Ø15.88 (5/8)	Ø15.88 (5/8)	Ø15.88 (5/8)
	Connections Method		-	Flared	Flared	Flared
Operation Range (Outdoor)	Cooling	Min ~ Max	℃	-20 ~ 52	-20 ~ 52	-20 ~ 52
	Heating	Min ~ Max	℃	-25 ~ 18	-25 ~ 18	-25 ~ 18
INDOOR				**UM36FH N30**	**UM42FH N30**	**UM48FH N30**
Power Supply			Ø, V, Hz	1, 220-240, 50	1, 220-240, 50	1, 220-240, 50
Power Input (IDU)		H / M / L	W	242 / 159 / 124	242 / 159 / 124	242 / 159 / 124
Air Flow Rate		H / M / L	m³/min	40 / 34 / 28	40 / 34 / 28	40 / 34 / 28
Dimensions	Body	W x H x D	mm	1,250 x 360 x 700	1,250 x 360 x 700	1,250 x 360 x 700
Weight	Body		kg	44.3	44.3	44.3
Sound Pressure Level	Cooling	H / M / L	dB(A)	39 / 38 / 36	39 / 38 / 36	39 / 38 / 36
Sound Power Level	Cooling	Max	dB(A)	65	65	65
Piping Connections	Drain (Natural Drainage)	O.D. / I.D.	mm	Ø25.4 / 19.4	Ø25.4 / 19.4	Ø25.4 / 19.4
	Drain (Using Drain Pump)	O.D. / I.D.	mm	Ø32.0 / 26.0	Ø32.0 / 26.0	Ø32.0 / 26.0
OUTDOOR				**UUD3 U30**		
Power Supply			Ø, V, Hz	3, 380-415, 50		
Circuit Breaker		Min	A	20		
Power Supply Cable (Included Earth)			No x mm³	5C x 2.5		
Dimensions	Net	W x H x D	mm	950 x 1,380 x 330		
Weight	Net		kg	85.0		
Compressor	Type		-	Inverter Scroll		
Refrigerant	Type		-	R32		
	GWP (Global Warming Potential)		-	675		
	Precharged Amount		kg	3.0		
	t-CO_2eq		-	2.025		
	Additional Charge (After 7.5m)		g/m	40		
Fan	Air Flow Rate	Rated	m³/min x No.	55 x 2		
Total Piping Length		Min / Max	m	5 / 85		
Piping Elevation	IDU - ODU	Max	m	30		

CEILING CONCEALED DUCT

R32

STANDARD INVERTER (R32)

LOW STATIC PRESSURE
- CL09F / CL12F / CL18F / CL24F

UUA1 UL0 UUB1 U20 UUC1 U40









LG participates in the ECP programme for EUROVENT AC program.
Check ongoing validity of certification
: www.eurovent-certification.com

COMBINATION				09	12	18	24
Capacity	Cooling	Min ~ Rated ~ Max	kW	1.5 / 2.5 / 3.2	1.5 / 3.4 / 4.7	2.0 / 5.0 / 5.8	2.7 / 6.8 / 7.8
	Heating	Min ~ Rated ~ Max	kW	1.8 / 3.2 / 4.0	1.8 / 4.0 / 4.9	2.3 / 5.8 / 6.7	3.0 / 7.5 / 9.0
Power Input (Set)	Cooling	Min ~ Rated ~ Max	kW	0.30 / 0.67 / 0.93	0.33 / 1.06 / 1.84	0.3 / 1.35 / 1.89	0.4 / 2.03 / 2.84
	Heating	Min ~ Rated ~ Max	kW	0.38 / 0.75 / 1.63	0.33 / 1.08 / 1.63	0.4 / 1.77 / 2.48	0.4 / 2.13 / 3.30
Running Current	Cooling	Rated	A	3.0	4.7	7.5	9.0
	Heating	Rated	A	3.3	4.8	8.3	9.4
EER / COP			kWh/kWh	3.80 / 4.30	3.20 / 3.70	3.71 / 3.28	3.35 / 3.52
SEER / SCOP			kWh/kWh	6.1 / 4.0	5.6 / 3.8	6.1 / 3.9	6.2 / 3.9
Pdesign	Cooling @ 35℃		kW	2.5	3.4	5	6.8
	Heating @ -10℃		kW	2.9	2.9	4.1	5.4
Seasonal Energy Label	Cooling / Heating		-	A++ / A+	A+ / A	A++ / A	A++ / A
Annual Energy Consumption	Cooling / Heating		kWh	143 / 1,015	213 / 1,068	287 / 1,472	384 / 1,938
Dehumidification Rate			l/h	0.2	0.8	1.6	2.5
ODU Sound Pressure Level	Cooling / Heating	Rated	dB(A)	49 / 52	49 / 52	47 / 52	48 / 52
ODU Sound Power Level	Cooling	Rated	dB(A)	65	65	63	65
Piping Connections	Liquid		mm (inch)	Ø6.35 (1/4)	Ø6.35 (1/4)	Ø6.35 (1/4)	Ø9.52 (3/8)
	Gas		mm (inch)	Ø9.52 (3/8)	Ø9.52 (3/8)	Ø12.7 (1/2)	Ø15.88 (5/8)
	Connections Method		-	Flared	Flared	Flared	Flared
Operation Range (Outdoor)	Cooling	Min ~ Max	℃	-15 ~ 50	-15 ~ 50	-15 ~ 50	-20 ~ 50
	Heating	Min ~ Max	℃	-20 ~ 18	-20 ~ 18	-20 ~ 18	-20 ~ 18
INDOOR				**CL09F N50**	**CL12F N50**	**CL18F N60**	**CL24F N30**
Power Supply			Ø, V, Hz	1, 220-240, 50	1, 220-240, 50	1, 220-240, 50	1, 220-240, 50
Power Input (IDU)		H / M / L	W	21 / 15 / 13	21 / 15 / 13	100 / 90 / 80	150 / 130 / 110
Air Flow Rate		H / M / L	m³/min	11.5 / 9.5 / 8	11.5 / 9.5 / 8	15 / 12 / 10	20 / 16 / 12
Dimensions	Body	W x H x D	mm	900 x 190 x 460	900 x 190 x 460	1,100 x 190 x 460	1,100 x 190 x 700
Weight	Body		kg	18.0	18.0	20.9	26.0
Sound Pressure Level	Cooling	H / M / L	dB(A)	35 / 30 / 27	35 / 30 / 27	34 / 31 / 29	39 / 35 / 32
Sound Power Level	Cooling	Max	dB(A)	55	55	56	58
Piping Connections	Drain	O.D. / I.D.	mm	Ø32.0 / 26.0	Ø32.0 / 26.0	Ø32.0 / 26.0	Ø32.0 / 26.0
OUTDOOR				**UUA1 UL0**		**UUB1 U20**	**UUC1 U40**
Power Supply			Ø, V, Hz	1, 220-240, 50		1, 220-240, 50	1, 220-240, 50
Circuit Breaker		Min	A	15		20	25
Power Supply Cable (Included Earth)			No x mm³	3C x 1.5		3C x 2.5	3C x 2.5
Dimensions	Net	W x H x D	mm	770 × 545 × 288		870 x 650 x 330	950 × 834 × 330
Weight	Net		kg	33.3		44.5	57.7
Compressor	Type		-	Twin Rotary		Twin Rotary	Twin Rotary
Refrigerant	Type		-	R32		R32	R32
	GWP (Global Warming Potential)		-	675		675	675
	Precharged Amount		kg	1.0		1.2	1.9
	t-CO_2eq		-	0.675		0.81	1.283
	Additional Charge (After 7.5m)		g/m	20		20	40
Fan	Air Flow Rate	Rated	m³/min x No.	28 × 1		50 × 1	58 × 1
Total Piping Length		Min / Max	m	5 / 30		5 / 30	5 / 50
Piping Elevation	IDU - ODU	Max	m	30		30	30

SINGLE SPLIT SPECIFICATION

CEILING CONCEALED DUCT

R32

STANDARD INVERTER (R32)

MID STATIC PRESSURE
- CM18F / CM24F / UM30F

UUB1 U20 UUC1 U40







LG participates in the ECP programme for EUROVENT AC program.
Check ongoing validity of certification
: www.eurovent-certification.com

COMBINATION				18	24	30
Capacity	Cooling	Min ~ Rated ~ Max	kW	2.0 / 5.0 / 5.8	2.7 / 6.8 / 8.0	3.1 / 7.8 / 9.0
	Heating	Min ~ Rated ~ Max	kW	2.3 / 5.8 / 6.7	3.0 / 7.5 / 9.0	3.6 / 9.0 / 10.1
Power Input (Set)	Cooling	Min ~ Rated ~ Max	kW	0.30 / 1.33 / 1.86	0.40 / 1.95 / 2.69	0.40 / 2.23 / 3.03
	Heating	Min ~ Rated ~ Max	kW	0.40 / 1.76 / 2.46	0.50 / 2.27 / 3.29	0.50 / 2.64 / 3.33
Running Current	Cooling	Rated	A	7.4	8.7	9.9
	Heating	Rated	A	8.3	10.1	11.7
EER / COP			kWh/kWh	3.75 / 3.30	3.49 / 3.31	3.50 / 3.41
SEER / SCOP			kWh/kWh	6.4 / 4.1	6.6 / 3.9	6.1 / 4.0
Pdesign	Cooling @ 35℃		kW	5	6.8	7.8
	Heating @ -10℃		kW	4.1	5.4	5.4
Seasonal Energy Label	Cooling / Heating		-	A++ / A+	A++ / A	A++ / A+
Annual Energy Consumption	Cooling / Heating		kWh	273 / 1,400	361 / 1,938	448 / 1,890
Dehumidification Rate			l/h	1.2	2.6	2.4
ODU Sound Pressure Level	Cooling / Heating	Rated	dB(A)	47 / 52	48 / 52	50 / 52
ODU Sound Power Level	Cooling	Rated	dB(A)	63	65	68
Piping Connections	Liquid		mm (inch)	Ø6.35 (1/4)	Ø9.52 (3/8)	Ø9.52 (3/8)
	Gas		mm (inch)	Ø12.7 (1/2)	Ø15.88 (5/8)	Ø15.88 (5/8)
	Connections Method		-	Flared	Flared	Flared
Operation Range (Outdoor)	Cooling	Min ~ Max	℃	-15 ~ 50	-20 ~ 50	-20 ~ 50
	Heating	Min ~ Max	℃	-20 ~ 18	-20 ~ 18	-20 ~ 18
INDOOR				**CM18F N10**	**CM24F N10**	**UM30F N10**
Power Supply			Ø, V, Hz	1, 220-240, 50	1, 220-240, 50	1, 220-240, 50
Power Input (IDU)		H / M / L	W	150 / 130 / 110	180 / 150 / 130	220 / 200 / 180
Air Flow Rate		H / M / L	m³/min	16.5 / 14.5 / 13	18 / 16.5 / 14.5	22 / 20 / 18
Dimensions	Body	W x H x D	mm	900 x 270 x 700	900 x 270 x 700	900 x 270 x 700
Weight	Body		kg	24.6	24.6	26.2
Sound Pressure Level	Cooling	H / M / L	dB(A)	34 / 32 / 30	35 / 34 / 32	37 / 35 / 34
Sound Power Level	Cooling	Max	dB(A)	59	60	62
Piping Connections	Drain (Natural Drainage)	O.D. / I.D.	mm	Ø25.4 / 19.4	Ø25.4 / 19.4	Ø25.4 / 19.4
	Drain (Using Drain Pump)	O.D. / I.D.	mm	Ø32.0 / 26.0	Ø32.0 / 26.0	Ø32.0 / 26.0
OUTDOOR				**UUB1 U20**	**UUC1 U40**	
Power Supply			Ø, V, Hz	1, 220-240, 50	1, 220-240, 50	
Circuit Breaker		Min	A	20	25	
Power Supply Cable (Included Earth)			No x mm³	3C x 2.5	3C x 2.5	
Dimensions	Net	W x H x D	mm	870 x 650 x 330	950 × 834 × 330	
Weight	Net		kg	44.5	57.7	
Compressor	Type		-	Twin Rotary	Twin Rotary	
Refrigerant	Type		-	R32	R32	
	GWP (Global Warming Potential)		-	675	675	
	Precharged Amount		kg	1.2	1.9	
	t-CO_2eq		-	0.81	1.283	
	Additional Charge (After 7.5m)		g/m	20	40	
Fan	Air Flow Rate	Rated	m³/min x No.	50 × 1	58 × 1	
Total Piping Length		Min / Max	m	5 / 30	5 / 50	
Piping Elevation	IDU - ODU	Max	m	30	30	

CEILING CONCEALED DUCT

R32

STANDARD INVERTER (R32)

MID STATIC PRESSURE
- UM36F / UM42F / UM48F / UM60F

UUD1 U30





LG participates in the ECP programme for EUROVENT AC program.
Check ongoing validity of certification
: www.eurovent-certification.com

COMBINATION				36	42	48	60
Capacity	Cooling	Min ~ Rated ~ Max	kW	3.8 / 9.5 / 12.5	4.8 / 12.0 / 14.0	5.4 / 13.4 / 15.7	5.8 / 14.6 / 15.8
	Heating	Min ~ Rated ~ Max	kW	4.3 / 10.8 / 13.4	5.4 / 13.5 / 15.8	6.2 / 15.5 / 17.5	6.7 / 16.8 / 18.1
Power Input (Set)	Cooling	Min ~ Rated ~ Max	kW	0.50 / 2.50 / 3.80	0.70 / 3.48 / 4.52	0.90 / 4.32 / 5.62	1.00 / 4.95 / 5.54
	Heating	Min ~ Rated ~ Max	kW	0.60 / 2.77 / 3.77	0.80 / 3.74 / 4.86	0.90 / 4.31 / 5.26	0.90 / 4.60 / 5.29
Running Current	Cooling	Rated	A	11.1	15.3	19.0	21.6
	Heating	Rated	A	12.6	16.4	18.4	20.4
EER / COP			kWh/kWh	3.80 / 3.90	3.45 / 3.61	3.10 / 3.60	2.95 / 3.65
SEER / SCOP			kWh/kWh	5.80 / 3.90	5.60 / 3.90	5.80 / 4.00	5.60 / 4.00
Pdesign	Cooling @ 35℃		kW	9.5	12.0	13.4	14.6
	Heating @ -10℃		kW	9.5	9.5	9.5	9.5
Seasonal Energy Label	Cooling / Heating		-	A+ / A	A+ / A	- / -	- / -
Annual Energy Consumption	Cooling / Heating		kWh	573 / 3,410	750 / 3,410	1,386 / 3,325	1,564 / 3,325
Dehumidification Rate			l/h	2.9	4.4	4.8	4.7
ODU Sound Pressure Level	Cooling / Heating	Rated	dB(A)	50 / 50	51 / 52	52 / 53	54 / 54
ODU Sound Power Level	Cooling	Rated	dB(A)	66	69	69	71
Piping Connections	Liquid		mm (inch)	Ø9.52 (3/8)	Ø9.52 (3/8)	Ø9.52 (3/8)	Ø9.52 (3/8)
	Gas		mm (inch)	Ø15.88 (5/8)	Ø15.88 (5/8)	Ø15.88 (5/8)	Ø15.88 (5/8)
	Connections Method		-	Flared	Flared	Flared	Flared
Operation Range (Outdoor)	Cooling	Min ~ Max	℃	-20 ~ 52	-20 ~ 52	-20 ~ 52	-20 ~ 52
	Heating	Min ~ Max	℃	-25 ~ 18	-25 ~ 18	-25 ~ 18	-25 ~ 18
INDOOR				**UM36F N20**	**UM42F N20**	**UM48F N30**	**UM60F N30**
Power Supply			Ø, V, Hz	1, 220-240, 50	1, 220-240, 50	1, 220-240, 50	1, 220-240, 50
Power Input (IDU)		H / M / L	W	183 / 134 / 101	266 / 200 / 145	242 / 159 / 124	342 / 287 / 242
Air Flow Rate		H / M / L	m³/min	32 / 28 / 24	38 / 33 / 28	40 / 34 / 28	50 / 45 / 40
Dimensions	Body	W x H x D	mm	1,250 x 270 x 700	1,250 x 270 x 700	1,250 x 360 x 700	1,250 x 360 x 700
Weight	Body		kg	38.5	38.5	43.5	43.5
Sound Pressure Level	Cooling	H / M / L	dB(A)	36 / 34 / 33	38 / 36 / 34	39 / 38 / 36	42 / 40 / 39
Sound Power Level	Cooling	Max	dB(A)	60	62	65	66
Piping Connections	Drain (Natural Drainage)	O.D. / I.D.	mm	Ø25.4 / 19.4	Ø25.4 / 19.4	Ø25.4 / 19.4	Ø25.4 / 19.4
	Drain (Using Drain Pump)	O.D. / I.D.	mm	Ø32.0 / 26.0	Ø32.0 / 26.0	Ø32.0 / 26.0	Ø32.0 / 26.0
OUTDOOR				**UUD1 U30**			
Power Supply			Ø, V, Hz	1, 220-240, 50			
Circuit Breaker		Min	A	40			
Power Supply Cable (Included Earth)			No x mm²	3C x 6.0			
Dimensions	Net	W x H x D	mm	950 x 1,380 x 330			
Weight	Net		kg	85			
Compressor	Type		-	Inverter Scroll			
Refrigerant	Type		-	R32			
	GWP (Global Warming Potential)		-	675			
	Precharged Amount		kg	3.0			
	t-CO₂eq		-	2.025			
	Additional Charge (After 7.5m)		g/m	40			
Fan	Air Flow Rate	Rated	m³/min x No.	55 x 2			
Total Piping Length		Min / Max	m	5 / 85			
Piping Elevation	IDU - ODU	Max	m	30			

SINGLE SPLIT SPECIFICATION

CEILING CONCEALED DUCT

R32

STANDARD INVERTER (R32)

MID STATIC PRESSURE
- UM 36F / UM42F / UM48F / UM60F

UUD3 U30



3Phase



LG participates in the ECP programme for EUROVENT AC program.
Check ongoing validity of certification
: www.eurovent-certification.com

COMBINATION				36	42	48	60
Capacity	Cooling	Min ~ Rated ~ Max	kW	3.8 / 9.5 / 12.5	4.8 / 12.0 / 14.0	5.4 / 13.4 / 15.7	5.8 / 14.6 / 15.8
	Heating	Min ~ Rated ~ Max	kW	4.3 / 10.8 / 13.4	5.4 / 13.5 / 15.8	6.2 / 15.5 / 17.5	6.7 / 16.8 / 18.1
Power Input (Set)	Cooling	Min ~ Rated ~ Max	kW	0.50 / 2.50 / 3.80	0.70 / 3.48 / 4.52	0.90 / 4.32 / 5.62	1.00 / 4.95 / 5.54
	Heating	Min ~ Rated ~ Max	kW	0.60 / 2.77 / 3.77	0.80 / 3.74 / 4.86	0.90 / 4.31 / 5.26	0.90 / 4.60 / 5.29
Running Current	Cooling	Rated	A	4.0	5.5	6.8	7.7
	Heating	Rated	A	4.5	5.9	6.5	7.2
EER / COP			kWh/kWh	3.80 / 3.90	3.45 / 3.61	3.10 / 3.60	2.95 / 3.65
SEER / SCOP			kWh/kWh	5.8 / 3.9	5.6 / 3.9	5.8 / 4.0	5.6 / 4.0
Pdesign	Cooling @ 35℃		kW	9.5	12	13.4	14.6
	Heating @ -10℃		kW	9.5	9.5	9.5	9.5
Seasonal Energy Label	Cooling / Heating		-	A+ / A	A+ / A	- / -	- / -
Annual Energy Consumption	Cooling / Heating		kWh	573 / 3,410	750 / 3,410	1,386 / 3,325	1,564 / 3,325
Dehumidification Rate			l/h	2.9	4.4	4.8	4.7
ODU Sound Pressure Level	Cooling / Heating	Rated	dB(A)	50 / 50	51 / 52	52 / 53	54 / 54
ODU Sound Power Level	Cooling	Rated	dB(A)	66	69	69	71
Piping Connections	Liquid		mm (inch)	Ø9.52 (3/8)	Ø9.52 (3/8)	Ø9.52 (3/8)	Ø9.52 (3/8)
	Gas		mm (inch)	Ø15.88 (5/8)	Ø15.88 (5/8)	Ø15.88 (5/8)	Ø15.88 (5/8)
	Connections Method		-	Flared	Flared	Flared	Flared
Operation Range (Outdoor)	Cooling	Min ~ Max	℃	-20 ~ 52	-20 ~ 52	-20 ~ 52	-20 ~ 52
	Heating	Min ~ Max	℃	-25 ~ 18	-25 ~ 18	-25 ~ 18	-25 ~ 18
INDOOR				**UM36F N20**	**UM42F N20**	**UM48F N30**	**UM60F N30**
Power Supply			Ø, V, Hz	1, 220-240, 50	1, 220-240, 50	1, 220-240, 50	1, 220-240, 50
Power Input (IDU)		H / M / L	W	183 / 134 / 101	266 / 200 / 145	242 / 159 / 124	342 / 287 / 242
Air Flow Rate		H / M / L	m³/min	32 / 28 / 24	38 / 33 / 28	40 / 34 / 28	50 / 45 / 40
Dimensions	Body	W x H x D	mm	1,250 x 270 x 700	1,250 x 270 x 700	1,250 x 360 x 700	1,250 x 360 x 700
Weight	Body		kg	38.5	38.5	43.5	43.5
Sound Pressure Level	Cooling	H / M / L	dB(A)	36 / 34 / 33	38 / 36 / 34	39 / 38 / 36	42 / 40 / 39
Sound Power Level	Cooling	Max	dB(A)	60	62	65	66
Piping Connections	Drain (Natural Drainage)	O.D. / I.D.	mm	Ø25.4 / 19.4	Ø25.4 / 19.4	Ø25.4 / 19.4	Ø25.4 / 19.4
	Drain (Using Drain Pump)	O.D. / I.D.	mm	Ø32.0 / 26.0	Ø32.0 / 26.0	Ø32.0 / 26.0	Ø32.0 / 26.0
OUTDOOR				**UUD3 U30**			
Power Supply			Ø, V, Hz	3, 380-415, 50			
Circuit Breaker		Min	A	20			
Power Supply Cable (Included Earth)			No x mm²	5C x 2.5			
Dimensions	Net	W x H x D	mm	950 x 1,380 x 330			
Weight	Net		kg	85			
Compressor	Type		-	Inverter Scroll			
Refrigerant	Type		-	R32			
	GWP (Global Warming Potential)		-	675			
	Precharged Amount		kg	3.0			
	t-CO₂eq		-	2.025			
	Additional Charge (After 7.5m)		g/m	40			
Fan	Air Flow Rate	Rated	m³/min x No.	55 x 2			
Total Piping Length		Min / Max	m	5 / 85			
Piping Elevation	IDU - ODU	Max	m	30			

CEILING CONCEALED DUCT

R32

COMPACT INVERTER (R32)

LOW STATIC PRESSURE
- CL18F / CL24F

UUA1 UL0 UUB1 U20



EUROVENT CERTIFIED PERFORMANCE

LG participates in the ECP programme for EUROVENT AC program.
Check ongoing validity of certification
: www.eurovent-certification.com



COMBINATION				18	24
Capacity	Cooling	Min ~ Rated ~ Max	kW	1.8 / 4.7 / 5.1	2.7 / 6.8 / 7.5
	Heating	Min ~ Rated ~ Max	kW	2.1 / 5.2 / 5.7	3.0 / 7.5 / 8.6
Power Input (Set)	Cooling	Min ~ Rated ~ Max	kW	0.34 / 1.62 / 1.99	0.40 / 2.12 / 2.54
	Heating	Min ~ Rated ~ Max	kW	0.30 / 1.53 / 1.99	0.50 / 2.41 / 3.13
Running Current	Cooling	Rated	A	7.2	9.3
	Heating	Rated	A	6.8	10.5
EER / COP			kWh/kWh	2.90 / 3.40	3.21 / 3.11
SEER / SCOP			kWh/kWh	5.1 / 3.8	6.0 / 4.1
Pdesign	Cooling @ 35℃		kW	4.7	6.8
	Heating @ -10℃		kW	2.7	4.2
Seasonal Energy Label	Cooling / Heating		-	A / A	A+ / A+
Annual Energy Consumption	Cooling / Heating		kWh	323 / 995	397 / 1,434
Dehumidification Rate			l/h	1.5	2.4
ODU Sound Pressure Level	Cooling / Heating	Rated	dB(A)	49 / 52	48 / 53
ODU Sound Power Level	Cooling	Rated	dB(A)	65	65
Piping Connections	Liquid		mm (inch)	Ø6.35 (1/4)	Ø9.52 (3/8)
	Gas		mm (inch)	Ø12.7 (1/2)	Ø15.88 (5/8)
	Connections Method		-	Flared	Flared
Operation Range (Outdoor)	Cooling	Min ~ Max	℃	-10 ~ 50	-10 ~ 48
	Heating	Min ~ Max	℃	-10 ~ 18	-15 ~ 18
INDOOR				**CL18F N60**	**CL24F N30**
Power Supply			Ø, V, Hz	1, 220-240, 50	1, 220-240, 50
Power Input (IDU)		H / M / L	W	100 / 90 / 80	150 / 130 / 110
Air Flow Rate		H / M / L	m³/min	15 / 12 / 10	20 / 16 / 12
Dimensions	Body	W x H x D	mm	1,100 x 190 x 460	1,100 x 190 x 700
Weight	Body		kg	20.9	26
Sound Pressure Level	Cooling	H / M / L	dB(A)	34 / 31 / 29	39 / 35 / 32
Sound Power Level	Cooling	Max	dB(A)	56	58
Piping Connections	Drain	O.D. / I.D.	mm	Ø32.0 / 26.0	Ø32.0 / 26.0
OUTDOOR				**UUA1 UL0**	**UUB1 U20**
Power Supply			Ø, V, Hz	1, 220-240, 50	1, 220-240, 50
Circuit Breaker		Min	A	15	20
Power Supply Cable (Included Earth)			No x mm²	3C x 1.5	3C x 2.5
Dimensions	Net	W x H x D	mm	770 × 545 × 288	870 x 650 x 330
Weight	Net		kg	33.3	44.5
Compressor	Type		-	Twin Rotary	Twin Rotary
Refrigerant	Type		-	R32	R32
	GWP (Global Warming Potential)		-	675	675
	Precharged Amount		kg	1.0	1.2
	t-CO_2eq		-	0.675	0.81
	Additional Charge (After 7.5m)		g/m	20	40
Fan	Air Flow Rate	Rated	m³/min x No.	28 × 1	50 × 1
Total Piping Length		Min / Max	m	5 / 30	5 / 35
Piping Elevation	IDU - ODU	Max	m	30	30

SINGLE SPLIT SPECIFICATION

CEILING CONCEALED DUCT

R32

COMPACT INVERTER (R32)

MID STATIC PRESSURE
- CM18F / CM24F / UM30F / UM36F

UUA1 UL0 UUB1 U20 UUC1 U40



EUROVENT CERTIFIED PERFORMANCE

LG participates in the ECP programme for EUROVENT AC program.
Check ongoing validity of certification
: www.eurovent-certification.com



COMBINATION				18	24	30	36
Capacity	Cooling	Min ~ Rated ~ Max	kW	1.8 / 5.0 / 5.6	2.7 / 6.8 / 7.5	3.0 / 7.5 / 8.3	3.8 / 9.5 / 10.5
	Heating	Min ~ Rated ~ Max	kW	2.2 / 5.5 / 6.7	3.0 / 7.4 / 8.5	3.2 / 8.0 / 8.8	4.3 / 10.8 / 11.5
Power Input (Set)	Cooling	Min ~ Rated ~ Max	kW	0.35 / 1.67 / 1.92	0.50 / 2.34 / 2.81	0.50 / 2.57 / 3.08	0.60 / 3.16 / 3.86
	Heating	Min ~ Rated ~ Max	kW	0.32 / 1.58 / 1.77	0.40 / 2.17 / 2.82	0.50 / 2.25 / 2.93	0.60 / 3.03 / 3.48
Running Current	Cooling	Rated	A	7.4	10.3	11.0	14.0
	Heating	Rated	A	7.0	9.7	9.7	13.4
EER / COP			kWh/kWh	3.00 / 3.50	2.91 / 3.41	2.92 / 3.56	3.01 / 3.57
SEER / SCOP			kWh/kWh	6.1 / 3.8	5.8 / 4.1	5.6 / 3.9	5.9 / 4.0
Pdesign	Cooling @ 35℃		kW	5	6.8	7.5	9.5
	Heating @ -10℃		kW	2.8	4.1	4.3	5.5
Seasonal Energy Label	Cooling / Heating		-	A++ / A	A+ / A+	A+ / A	A+ / A+
Annual Energy Consumption	Cooling / Heating		kWh	287 / 1,032	410 / 1,400	469 / 1,544	564 / 1,924
Dehumidification Rate			l/h	1.2	2.5	2.6	3.2
ODU Sound Pressure Level	Cooling / Heating	Rated	dB(A)	49 / 52	48 / 53	50 / 54	54 / 56
ODU Sound Power Level	Cooling	Rated	dB(A)	65	65	67	70
Piping Connections	Liquid		mm (inch)	Ø6.35 (1/4)	Ø9.52 (3/8)	Ø9.52 (3/8)	Ø9.52 (3/8)
	Gas		mm (inch)	Ø12.7 (1/2)	Ø15.88 (5/8)	Ø15.88 (5/8)	Ø15.88 (5/8)
	Connections Method		-	Flared	Flared	Flared	Flared
Operation Range (Outdoor)	Cooling	Min ~ Max	℃	-10 ~ 50	-10 ~ 48	-10 ~ 48	-20 ~ 50
	Heating	Min ~ Max	℃	-10 ~ 18	-15 ~ 18	-15 ~ 18	-15 ~ 18
INDOOR				**CM18F N10**	**CM24F N10**	**UM30F N10**	**UM36F N20**
Power Supply			Ø, V, Hz	1, 220-240, 50	1, 220-240, 50	1, 220-240, 50	1, 220-240, 50
Power Input (IDU)		H / M / L	W	150 / 130 / 110	180 / 150 / 130	220 / 200 / 180	183 / 134 / 101
Air Flow Rate		H / M / L	m³/min	16.5 / 14.5 / 13	18 / 16.5 / 14.5	22 / 20 / 18	32 / 28 / 24
Dimensions	Body	W x H x D	mm	900 x 270 x 700	900 x 270 x 700	900 x 270 x 700	1,250 x 270 x 700
Weight	Body		kg	24.6	24.6	26.2	38.5
Sound Pressure Level	Cooling	H / M / L	dB(A)	34 / 32 / 30	35 / 34 / 32	37 / 35 / 34	36 / 34 / 33
Sound Power Level	Cooling	Max	dB(A)	59	60	62	60
Piping Connections	Drain(Natural Drainage)	O.D. / I.D.	mm	Ø25.4 / 19.4	Ø25.4 / 19.4	Ø25.4 / 19.4	Ø25.4 / 19.4
	Drain(Using Drain Pump)	O.D. / I.D.	mm	Ø32.0 / 26.0	Ø32.0 / 26.0	Ø32.0 / 26.0	Ø32.0 / 26.0
OUTDOOR				**UUA1 UL0**	**UUB1 U20**		**UUC1 U40**
Power Supply			Ø, V, Hz	1, 220-240, 50	1, 220-240, 50		1, 220-240, 50
Circuit Breaker		Min	A	15	20		25
Power Supply Cable (Included Earth)			No x mm²	3C x 1.5	3C x 2.5		3C x 2.5
Dimensions	Net	W x H x D	mm	770 × 545 × 288	870 x 650 x 330		950 × 834 × 330
Weight	Net		kg	33.3	44.5		57.7
Compressor	Type		-	Twin Rotary	Twin Rotary		Twin Rotary
Refrigerant	Type		-	R32	R32		R32
	GWP (Global Warming Potential)		-	675	675		675
	Precharged Amount		kg	1	1.2		1.9
	t-CO_2eq		-	0.675	0.81		1.283
	Additional Charge (After 7.5m)		g/m	20	40		40
Fan	Air Flow Rate	Rated	m³/min x No.	28 × 1	50 × 1		58 × 1
Total Piping Length		Min / Max	m	5 / 30	5 / 35		5 / 50
Piping Elevation	IDU - ODU	Max	m	30	30		30

CEILING CONCEALED DUCT

R410A

STANDARD INVERTER (R410A)

HIGH STATIC PRESSURE - UB70 / UB85



EUROVENT CERTIFIED PERFORMANCE

LG participates in the ECP programme for EUROVENT AC program.
Check ongoing validity of certification
: www.eurovent-certification.com

3Phase

UU70W



UU85W



INDOOR				UB70 N94	UB85 N94
Capacity	Cooling	Min / Nom / Max	kW	7.6 / 19.0 / 20.9	9.2 / 23.0 / 25.3
	Heating	Min / Nom / Max	kW	9.0 / 22.4 / 24.6	10.8 / 27.0 / 29.7
Low Temperature Capacity	Heating -7°C	Max	kW	18.0	24.0
Power Input (Set)	Cooling	Nom	kW	6.69	8.19
	Heating	Nom	kW	6.4	8.31
Power Input (Indoor)		Min / Max (Nom ESP)	W	550 / 760	610 / 920
Running Current	Cooling / Heating	Nom	A	11.5 / 10.7	13.5 / 13.6
Power Supply			Ø, V, Hz	1, 220-240, 50	1, 220-240, 50
EER				2.84	2.81
COP				3.50	3.25
SEER				4.60	4.80
SCOP				3.53	3.51
Pdesign (@ -10°C)			kW	13.4	18.5
Seasonal Energy Label	Cooling / Heating			-	-
Annual Energy Consumption	Cooling / Heating		kWh	-	-
Piping Connection	Liquid		mm (inch)	Ø9.52 (3/8)	Ø12.7 (1/2)
	Gas		mm (inch)	Ø25.4 (1/1)	Ø22.2 (7/8)
	Drain	O.D. / I.D.	mm	32 / 25	32 / 25
Air Flow Rate		High / Medium / Low	m³/min	70.0 / 65.0 / 60.0	80.0 / 72.0 / 64.0
Sound Pressure	Cooling	High / Medium / Low	dB(A)	43 / 41 / 40	43 / 41 / 40
Sound Power	Cooling	Max	dB(A)	73	75
Dehumidification Rate			l/h	1.81 (4.2)	5.14 (11.9)
Dimensions	Body	W x H x D	mm	1,563 x 460 x 688	1,563 x 460 x 688
Net Weight	Body		kg	90.0	90.0
External Static Pressure		Min / Max	mmAq(Pa)	6 / 25 (60 / 250)	6 / 25 (60 / 250)
OUTDOOR				**UU70W U34**	**UU85W U74**
Compressor	Type			Hermetically Sealed Scroll	Hermetically Sealed Scroll
Airflow Rate		Nom	m³/min	110	190
Sound Pressure	Cooling	Nom	dB(A)	55	59
	Heating	Nom	dB(A)	58	60
Sound Power	Cooling	Max	dB(A)	75	75
Dimensions	W x H x D		mm	950 x 1,380 x 330	1,090 x 1,625 x 380
Net Weight			kg	110	144.0
Refrigerant	Type		-	R410A	R410A
	Charge		g	5,200	5,500
	Additional Charge		g/m	70	70
	GWP		-	2087.5	2087.5
	TCO_2eq		-	10.9	11.5
Operation Range (Outdoor)	Cooling	Min / Max	°C DB	-20 / 48	-20 / 48
	Heating	Min / Max	°C WB	-18 / 18	-18 / 18
Power Supply			Ø, V, Hz	3, 380-415, 50	3, 380-415, 50
Power Supply Cable			No. x mm²	5C x 2.5	5C x 2.5
Transmission Cable			No. x mm²	4C x 1.0	4C x 1.0
Circuit Breaker			A	30	30
Piping Length Total		Min / Max	m	5 / 75	5 / 75
Piping Elevation Difference	IDU - ODU	Max	m	30	30
Piping Connection	Liquid		mm (inch)	Ø9.53 (3/8)	Ø12.7 (1.2)
	Gas		mm (inch)	Ø25.4 (1/1)	Ø22.2 (7/8)

Note :
1. Due to our policy of innovation some specifications may be changed without notification.
2. Performances are based on the following conditions (It is accordance with EN14511)
   - Cooling : Indoor Ambient Temp 27°CDB / 19°CWB, Outdoor Ambient Temp 35°CDB / 24°CWB
   - Heating : Indoor Ambient Temp 20°CDB / 15°CWB, Outdoor Ambient Temp 7°CDB / 6°CWB
   - Interconnected Pipe is standard length and difference of Elevation (Outdoor ~ Indoor Unit) is 0m.
3. Sound Level Values are measured at Noise Measuring chamber accordance with standard. Therefore, these values depend on the ambient conditions and values are normally higher in actual operation.
4. This product contains fluorinated greenhouse gases. (R410A)

CEILING SUSPENDED



CEILING SUSPENDED

Differentiated Design

Modern elegance design with V-shape and black vane is appropriate for any commercial space. It received iF Design Award.



Powerful Cooling & Heating

High ceiling mode provides powerful cooling and heating up to 4.2m in height from floor, 15m away from ceiling.



With enlarged outlet space, optimized the Air flow Path and improved Heat Exchanger's performance

- **Outlet Space**

Current

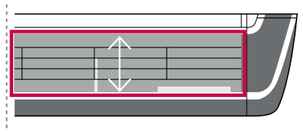

Conventional

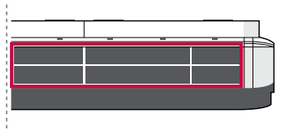

115% ENLARGED

- **Optimized the Air flow Path**

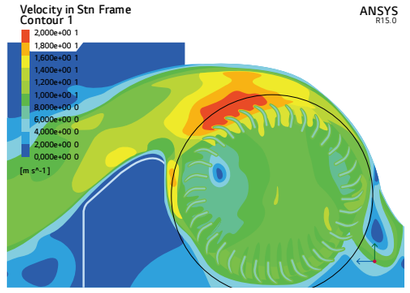

105% IMPROVED

CEILING SUSPENDED

One Touch & 2 Piece Filter

Easy in / out filter structure as well as a simplified two-piece filter, which slides out for easy cleaning and maintenance.

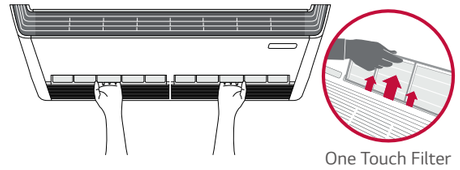

One Touch Filter



Two Thermistors Control

Users can purchase a wired remote controller that includes a second thermistor, allowing for temperature checks from multiple locations.



Easy installation

Installation speed and ease is improved by reducing the total number of screws used and placing the screws on the easily accessible front panel.

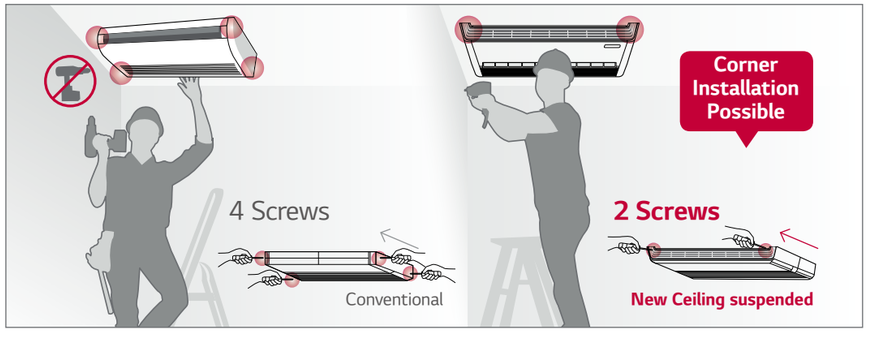

CEILING SUSPENDED

R32

H-INVERTER (R32)

UV18FH / UV24FH / UV30FH



LG participates in the ECP programme for EUROVENT AC program.
Check ongoing validity of certification
: www.eurovent-certification.com

UUB1 U20 UUC1 U40



COMBINATION				18	24	30
Capacity	Cooling	Min ~ Rated ~ Max	kW	2.0 / 5.0 / 6.0	2.7 / 6.8 / 8.3	3.2 / 8.0 / 9.5
	Heating	Min ~ Rated ~ Max	kW	2.3 / 5.8 / 7.0	3.0 / 7.5 / 9.4	3.6 / 8.9 / 10.6
Power Input (Set)	Cooling	Min ~ Rated ~ Max	kW	0.30 / 1.28 / 1.73	0.40 / 1.80 / 2.50	0.50 / 2.35 / 3.13
	Heating	Min ~ Rated ~ Max	kW	0.30 / 1.58 / 2.13	0.40 / 1.82 / 2.62	0.50 / 2.39 / 3.27
Running Current	Cooling	Rated	A	7.3	8	10.4
	Heating	Rated	A	8	8.1	10.6
EER / COP			kWh/kWh	3.90 / 3.67	3.77 / 4.11	3.41 / 3.72
SEER / SCOP			kWh/kWh	7.6 / 4.4	7.9 / 4.6	7.2 / 4.6
Pdesign	Cooling @ 35℃		kW	5	6.8	8
	Heating @ -10℃		kW	4.3	5.4	5.4
Seasonal Energy Label	Cooling / Heating		-	A++ / A+	A++ / A++	A++ / A++
Annual Energy Consumption	Cooling / Heating		kWh	230 / 1,368	301 / 1,644	389 / 1,644
Dehumidification Rate			l/h	1.9	2.0	2.8
ODU Sound Pressure Level	Cooling / Heating	Rated	dB(A)	47 / 52	48 / 52	50 / 52
ODU Sound Power Level	Cooling	Rated	dB(A)	63	65	68
Piping Connections	Liquid		mm (inch)	Ø6.35 (1/4)	Ø9.52 (3/8)	Ø9.52 (3/8)
	Gas		mm (inch)	Ø12.7 (1/2)	Ø15.88 (5/8)	Ø15.88 (5/8)
	Connections Method		-	Flared	Flared	Flared
Operation Range (Outdoor)	Cooling	Min ~ Max	℃	-15 ~ 50	-20 ~ 50	-20 ~ 50
	Heating	Min ~ Max	℃	-20 ~ 18	-20 ~ 18	-20 ~ 18
INDOOR				**UV18FH N10**	**UV24FH N20**	**UV30FH N20**
Power Supply			Ø, V, Hz	1, 220-240, 50	1, 220-240, 50	1, 220-240, 50
Power Input (IDU)		H / M / L	W	17 / 15 / 13	35 / 32 / 27	35 / 32 / 27
Air Flow Rate		H / M / L	m^3 / min	12.5 / 11 / 10	23 / 21 / 19	23 / 21 / 19
Dimensions	Body	W x H x D	mm	1,200 x 235 x 690	1,600 x 235 x 690	1,600 x 235 x 690
Weight	Body		kg	28.7	37.4	37.4
Sound Pressure Level	Cooling	H / M / L	dB (A)	41 / 39 / 38	43 / 42 / 40	43 / 42 / 40
Sound Power Level	Cooling	Max	dB (A)	55	60	60
Piping Connections	Drain(Natural Drainage)	O.D. / I.D.	mm	Ø25.0 / 20.5	Ø25.0 / 20.5	Ø25.0 / 20.5
	Drain(Using Drain Pump)	O.D. / I.D.	mm	Ø32.0 / 26.0	Ø32.0 / 26.0	Ø32.0 / 26.0
OUTDOOR				**UUB1 U20**	**UUC1 U40**	
Power Supply			Ø, V, Hz	1, 220-240, 50	1, 220-240, 50	
Circuit Breaker		Min	A	20	25	
Power Supply Cable (Included Earth)			No x mm^3	3C x 2.5	3C x 2.5	
Dimensions	Net	W x H x D	mm	870 x 650 x 330	950 x 834 x 330	
Weight	Net		kg	44.5	57.7	
Compressor	Type		-	Twin Rotary	Twin Rotary	
Refrigerant	Type		-	R32	R32	
	GWP (Global Warming Potential)		-	675	675	
	Precharged Amount		kg	1.2	1.9	
	t-CO_2eq		-	0.81	1.283	
	Additional Charge (After 7.5m)		g / m	20	40	
Fan	Air Flow Rate	Rated	m^3 / min x No.	50 × 1	58 × 1	
Total Piping Length		Min / Max	m	5 / 30	5 / 50	
Piping Elevation	IDU - ODU	Max	m	30	30	

Note :
1. Due to our policy of innovation some specifications may be changed without notification.
2. Performances are based on the following conditions (It is accordance with EN14511)
   - Cooling : Indoor Ambient Temp 27°CDB / 19°CWB, Outdoor Ambient Temp 35°CDB / 24°CWB
   - Heating : Indoor Ambient Temp 20°CDB / 15°CWB, Outdoor Ambient Temp 7°CDB / 6°CWB
   - Interconnected Pipe is standard length and difference of Elevation (Outdoor ~ Indoor Unit) is 0m.
3. Sound Level Values are measured at Noise Measuring chamber accordance with standard. Therefore, these values depend on the ambient conditions and values are normally higher in actual operation.
4. This product contains fluorinated greenhouse gases. (R32)

SINGLE SPLIT SPECIFICATION

CEILING SUSPENDED

R32

H-INVERTER (R32)

UV36FH / UV42FH



LG participates in the ECP programme for EUROVENT AC program.
Check ongoing validity of certification
: www.eurovent-certification.com

UUD1 U30



COMBINATION				36	42
Capacity	Cooling	Min ~ Rated ~ Max	kW	3.8 ~ 9.5 ~ 12.8	4.8 ~ 12.1 ~ 14.5
	Heating	Min ~ Rated ~ Max	kW	4.3 ~ 10.8 ~ 13.7	5.4 ~ 13.5 ~ 16.2
Power Input (Set)	Cooling	Min ~ Rated ~ Max	kW	0.5 ~ 2.50 ~ 3.75	0.7 ~ 3.64 ~ 4.91
	Heating	Min ~ Rated ~ Max	kW	0.5 ~ 2.54 ~ 3.56	0.8 ~ 3.75 ~ 4.88
Running Current	Cooling	Rated	A	11.1	16
	Heating	Rated	A	11.4	16.5
EER / COP			kWh/kWh	3.80 / 4.25	3.32 / 3.60
SEER / SCOP			kWh/kWh	6.70 / 4.30	6.60 / 4.30
Pdesign	Cooling @ 35℃		kW	9.5	12.1
	Heating @ -10℃		kW	9.5	9.5
Seasonal Energy Label	Cooling / Heating		-	A++ / A+	- / -
Annual Energy Consumption	Cooling / Heating		kWh	496 / 3,093	1,100 / 3,093
Dehumidification Rate			l/h	3.6	5.52
ODU Sound Pressure Level	Cooling / Heating	Rated	dB(A)	50 / 50	51 / 52
ODU Sound Power Level	Cooling	Rated	dB(A)	66	69
Piping Connections	Liquid		mm (inch)	Ø9.52 (3/8)	Ø9.52 (3/8)
	Gas		mm (inch)	Ø15.88 (5/8)	Ø15.88 (5/8)
	Connections Method		-	Flared	Flared
Operation Range (Outdoor)	Cooling	Min ~ Max	℃	-20 ~ 52	-20 ~ 52
	Heating	Min ~ Max	℃	-25 ~ 18	-25 ~ 18
INDOOR				**UV36FH N20**	**UV42FH N20**
Power Supply			Ø, V, Hz	1, 220-240, 50	1, 220-240, 50
Power Input (IDU)		H / M / L	W	59 / 40 / 28	59 / 40 / 28
Air Flow Rate		H / M / L	m^3/min	30 / 25 / 20	30 / 25 / 20
Dimensions	Body	W x H x D	mm	1,600 x 235 x 690	1,600 x 235 x 690
Weight	Body		kg	37.4	37.4
Sound Pressure Level	Cooling	H / M / L	dB (A)	48 / 44 / 40	48 / 44 / 40
Sound Power Level	Cooling	Max	dB (A)	62	62
Piping Connections	Drain(Natural Drainage)	O.D. / I.D.	mm	Ø25.0 / 20.5	Ø25.0 / 20.5
Piping Connections	Drain(Using Drain Pump)	O.D. / I.D.	mm	Ø32.0 / 26.0	Ø32.0 / 26.0
OUTDOOR				**UUD1 U30**	
Power Supply			Ø, V, Hz	1, 220-240, 50	
Circuit Breaker		Min	A	40	
Power Supply Cable (Included Earth)			No x mm^3	3C x 6.0	
Dimensions	Net	W x H x D	mm	950 x 1,380 x 330	
Weight	Net		kg	85	
Compressor	Type		-	Inverter Scroll	
Refrigerant	Type		-	R32	
	GWP (Global Warming Potential)		-	675	
	Precharged Amount		kg	3.0	
	t-CO_2eq		-	2.025	
	Additional Charge (After 7.5m)		g/m	40	
Fan	Air Flow Rate	Rated	m^3/min x No.	55 x 2	
Total Piping Length		Min / Max	m	5 / 85	
Piping Elevation	IDU - ODU	Max	m	30	

Note :
1. Due to our policy of innovation some specifications may be changed without notification.
2. Performances are based on the following conditions (It is accordance with EN14511)
   - Cooling : Indoor Ambient Temp 27°CDB / 19°CWB, Outdoor Ambient Temp 35°CDB / 24°CWB
   - Heating : Indoor Ambient Temp 20°CDB / 15°CWB, Outdoor Ambient Temp 7°CDB / 6°CWB
   - Interconnected Pipe is standard length and difference of Elevation (Outdoor ~ Indoor Unit) is 0m.
3. Sound Level Values are measured at Noise Measuring chamber accordance with standard. Therefore, these values depend on the ambient conditions and values are normally higher in actual operation.
4. This product contains fluorinated greenhouse gases. (R32)

CEILING SUSPENDED

R32

H-INVERTER (R32)

UV36FH / UV42FH





EUROVENT CERTIFIED PERFORMANCE

LG participates in the ECP programme for EUROVENT AC program.
Check ongoing validity of certification
: www.eurovent-certification.com

UUD3 U30

3Phase



COMBINATION				36	42
Capacity	Cooling	Min ~ Rated ~ Max	kW	3.8 / 9.5 / 12.8	4.8 / 12.1 / 14.5
	Heating	Min ~ Rated ~ Max	kW	4.3 / 10.8 / 13.7	5.4 / 13.5 / 16.2
Power Input (Set)	Cooling	Min ~ Rated ~ Max	kW	0.50 / 2.50 / 3.75	0.70 / 3.64 / 4.91
	Heating	Min ~ Rated ~ Max	kW	0.50 / 2.54 / 3.56	0.80 / 3.75 / 4.88
Running Current	Cooling	Rated	A	4.0	5.7
	Heating	Rated	A	4.1	5.9
EER / COP			kWh/kWh	3.80 / 4.25	3.32 / 3.60
SEER / SCOP			kWh/kWh	6.7 / 4.3	6.6 / 4.3
Pdesign	Cooling @ 35℃		kW	9.5	12.1
	Heating @ -10℃		kW	9.5	9.5
Seasonal Energy Label	Cooling / Heating		-	A++ / A+	- / -
Annual Energy Consumption	Cooling / Heating		kWh	496 / 3,093	1,100 / 3,093
Dehumidification Rate			l/h	3.6	5.5
ODU Sound Pressure Level	Cooling / Heating	Rated	dB(A)	50 / 50	51 / 52
ODU Sound Power Level	Cooling	Rated	dB(A)	66	69
Piping Connections	Liquid		mm (inch)	Ø9.52 (3/8)	Ø9.52 (3/8)
	Gas		mm (inch)	Ø15.88 (5/8)	Ø15.88 (5/8)
	Connections Method		-	Flared	Flared
Operation Range (Outdoor)	Cooling	Min ~ Max	℃	-20 ~ 52	-20 ~ 52
	Heating	Min ~ Max	℃	-25 ~ 18	-25 ~ 18
INDOOR				**UV36FH N20**	**UV42FH N20**
Power Supply			Ø, V, Hz	1, 220-240, 50	1, 220-240, 50
Power Input (IDU)		H / M / L	W	59 / 40 / 28	59 / 40 / 28
Air Flow Rate		H / M / L	m³/min	30 / 25 / 20	30 / 25 / 20
Dimensions	Body	W x H x D	mm	1,600 x 235 x 690	1,600 x 235 x 690
Weight	Body		kg	37.4	37.4
Sound Pressure Level	Cooling	H / M / L	dB (A)	48 / 44 / 40	48 / 44 / 40
Sound Power Level	Cooling	Max	dB (A)	62	62
Piping Connections	Drain(Natural Drainage)	O.D. / I.D.	mm	Ø25.0 / 20.5	Ø25.0 / 20.5
	Drain(Using Drain Pump)	O.D. / I.D.	mm	Ø32.0 / 26.0	Ø32.0 / 26.0
OUTDOOR				**UUD3 U30**	
Power Supply			Ø, V, Hz	3, 380-415, 50	
Circuit Breaker		Min	A	20	
Power Supply Cable (Included Earth)			No x mm²	5C x 2.5	
Dimensions	Net	W x H x D	mm	950 x 1,380 x 330	
Weight	Net		kg	85	
Compressor	Type		-	Inverter Scroll	
Refrigerant	Type		-	R32	
	GWP (Global Warming Potential)		-	675	
	Precharged Amount		kg	3.0	
	t-CO₂eq		-	2.025	
	Additional Charge (After 7.5m)		g/m	40	
Fan	Air Flow Rate	Rated	m³/min x No.	55 x 2	
Total Piping Length		Min / Max	m	5 / 85	
Piping Elevation	IDU - ODU	Max	m	30	

Note :
1. Due to our policy of innovation some specifications may be changed without notification.
2. Performances are based on the following conditions (It is accordance with EN14511)
   - Cooling : Indoor Ambient Temp 27°CDB / 19°CWB, Outdoor Ambient Temp 35°CDB / 24°CWB
   - Heating : Indoor Ambient Temp 20°CDB / 15°CWB, Outdoor Ambient Temp 7°CDB / 6°CWB
   - Interconnected Pipe is standard length and difference of Elevation (Outdoor ~ Indoor Unit) is 0m.
3. Sound Level Values are measured at Noise Measuring chamber accordance with standard. Therefore, these values depend on the ambient conditions and values are normally higher in actual operation
4. This product contains fluorinated greenhouse gases (R32)

SINGLE SPLIT SPECIFICATION

CEILING SUSPENDED

R32

STANDARD INVERTER (R32)

UV18F / UV24F / UV30F



EUROVENT CERTIFIED PERFORMANCE

LG participates in the ECP programme for EUROVENT AC program.
Check ongoing validity of certification
: www.eurovent-certification.com

UUB1 U20



UUC1 U40



COMBINATION				18	24	30
Capacity	Cooling	Min ~ Rated ~ Max	kW	2.0 / 5.0 / 5.8	2.7 / 6.7 / 8.0	3.1 / 7.7 / 8.8
	Heating	Min ~ Rated ~ Max	kW	2.3 / 5.8 / 6.7	3.0 / 7.5 / 9.0	3.4 / 8.6 / 9.6
Power Input (Set)	Cooling	Min ~ Rated ~ Max	kW	0.30 / 1.33 / 1.86	0.40 / 1.99 / 2.69	0.50 / 2.25 / 3.08
	Heating	Min ~ Rated ~ Max	kW	0.40 / 1.76 / 2.46	0.40 / 2.2 / 3.08	0.50 / 2.5 / 3.20
Running Current	Cooling	Rated	A	7.5	8.8	10.0
	Heating	Rated	A	8.3	9.8	11.1
EER / COP			kWh/kWh	3.75 / 3.29	3.37 / 3.41	3.42 / 3.44
SEER / SCOP			kWh/kWh	6.6 / 4.3	7.2 / 4.2	6.8 / 4.4
Pdesign	Cooling @ 35℃		kW	5	6.7	7.7
	Heating @ -10℃		kW	4.2	4.9	5.4
Seasonal Energy Label	Cooling / Heating		-	A++ / A+	A++ / A+	A++ / A+
Annual Energy Consumption	Cooling / Heating		kWh	265 / 1,368	326 / 1,633	396 / 1,718
Dehumidification Rate			l/h	1.8	2.7	3.0
ODU Sound Pressure Level	Cooling / Heating	Rated	dB(A)	47 / 52	48 / 52	50 / 52
ODU Sound Power Level	Cooling	Rated	dB(A)	63	65	68
Piping Connections	Liquid		mm (inch)	Ø6.35 (1/4)	Ø9.52 (3/8)	Ø9.52 (3/8)
	Gas		mm (inch)	Ø12.7 (1/2)	Ø15.88 (5/8)	Ø15.88 (5/8)
	Connections Method		-	Flared	Flared	Flared
Operation Range (Outdoor)	Cooling	Min ~ Max	℃	-15 ~ 50	-20 ~ 50	-20 ~ 50
	Heating	Min ~ Max	℃	-20 ~ 18	-20 ~ 18	-20 ~ 18
INDOOR				**UV18F N10**	**UV24F N10**	**UV30F N10**
Power Supply			Ø, V, Hz	1, 220-240, 50	1, 220-240, 50	1, 220-240, 50
Power Input (IDU)		H / M / L	W	17 / 15 / 13	33 / 26 / 19	47 / 40 / 33
Air Flow Rate		H / M / L	m³/min	13 / 12 / 11	16 / 15 / 14	19 / 17.5 / 16
Dimensions	Body	W x H x D	mm	1,200 x 235 x 690	1,200 x 235 x 690	1,200 x 235 x 690
Weight	Body		kg	27.3	28	28
Sound Pressure Level	Cooling	H / M / L	dB(A)	42 / 40 / 39	46 / 45 / 43	46 / 44 / 43
Sound Power Level	Cooling	Max	dB(A)	55	61	62
Piping Connections	Drain(Natural Drainage)	O.D. / I.D.	mm	Ø25.0 / 20.5	Ø25.0 / 20.5	Ø25.0 / 20.5
	Drain(Using Drain Pump)	O.D. / I.D.	mm	Ø32.0 / 26.0	Ø32.0 / 26.0	Ø32.0 / 26.0
OUTDOOR				**UUB1 U20**	**UUC1 U40**	
Power Supply			Ø, V, Hz	1, 220-240, 50	1, 220-240, 50	
Circuit Breaker		Min	A	20	25	
Power Supply Cable (Included Earth)			No x mm²	3C x 2.5	3C x 2.5	
Dimensions	Net	W x H x D	mm	870 x 650 x 330	950 × 834 × 330	
Weight	Net		kg	44.5	57.7	
Compressor	Type		-	Twin Rotary	Twin Rotary	
Refrigerant	Type		-	R32	R32	
	GWP (Global Warming Potential)		-	675	675	
	Precharged Amount		kg	1.2	1.9	
	t-CO₂eq		-	0.81	1.283	
	Additional Charge (After 7.5m)		g/m	20	40	
Fan	Air Flow Rate	Rated	m³/min x No.	50 × 1	58 × 1	
Total Piping Length		Min / Max	m	5 / 30	5 / 50	
Piping Elevation	IDU - ODU	Max	m	30	30	

Note :
1. Due to our policy of innovation some specifications may be changed without notification.
2. Performances are based on the following conditions (It is accordance with EN14511)
   - Cooling : Indoor Ambient Temp 27°CDB / 19°CWB, Outdoor Ambient Temp 35°CDB / 24°CWB
   - Heating : Indoor Ambient Temp 20°CDB / 15°CWB, Outdoor Ambient Temp 7°CDB / 6°CWB
   - Interconnected Pipe is standard length and difference of Elevation (Outdoor ~ Indoor Unit) is 0m.
3. Sound Level Values are measured at Noise Measuring chamber accordance with standard. Therefore, these values depend on the ambient conditions and values are normally higher in actual operation
4. This product contains fluorinated greenhouse gases (R32)

CEILING SUSPENDED UNIT

R32

STANDARD INVERTER (R32)

UV36F / UV42F / UV48F / UV60F

UUD1 U30





EUROVENT CERTIFIED PERFORMANCE

LG participates in the ECP programme for EUROVENT AC program.
Check ongoing validity of certification
: www.eurovent-certification.com

COMBINATION				36	42	48	60
Capacity	Cooling	Min ~ Rated ~ Max	kW	3.8 ~ 9.5 ~ 12.5	4.8 ~ 12.1 ~ 14.2	5.4 ~ 13.4 ~ 15.7	5.8 ~ 14.4 ~ 15.6
	Heating	Min ~ Rated ~ Max	kW	4.3 ~ 10.8 ~ 13.4	5.4 ~ 13.5 ~ 15.8	6.2 ~ 15.5 ~ 17.5	6.7 ~ 16.8 ~ 18.1
Power Input (Set)	Cooling	Min ~ Rated ~ Max	kW	0.50 ~ 2.65 ~ 4.03	0.80 ~ 3.90 ~ 5.07	0.90 ~ 4.50 ~ 5.85	1.10 ~ 5.33 ~ 5.97
	Heating	Min ~ Rated ~ Max	kW	0.50 ~ 2.60 ~ 3.54	0.80 ~ 3.75 ~ 4.88	0.90 ~ 4.77 ~ 5.82	1.10 ~ 5.60 ~ 6.44
Running Current	Cooling	Rated	A	11.7	17.0	19.7	23.6
	Heating	Rated	A	11.4	16.5	20.6	24.6
EER / COP			kWh/kWh	3.59 / 4.15	3.10 / 3.60	2.98 / 3.25	2.70 / 3.00
SEER / SCOP			kWh/kWh	6.3 / 4.1	6.3 / 4.1	5.9 / 4.1	5.7 / 4.1
Pdesign	Cooling @ 35℃		kW	9.5	12.1	13.4	14.4
	Heating @ -10℃		kW	9.5	9.5	9.5	9.5
Seasonal Energy Label	Cooling / Heating		-	A++ / A+	- / -	- / -	- / -
Annual Energy Consumption	Cooling / Heating		kWh	528 / 3,244	1,152 / 3,244	1,363 / 3,244	1,516 / 3,244
Dehumidification Rate			l/h	3.6	5.5	6.3	7.1
ODU Sound Pressure Level	Cooling / Heating	Rated	dB(A)	50 / 50	51 / 52	52 / 53	54 / 54
ODU Sound Power Level	Cooling	Rated	dB(A)	66	69	69	71
Piping Connections	Liquid		mm (inch)	Ø9.52 (3/8)	Ø9.52 (3/8)	Ø9.52 (3/8)	Ø9.52 (3/8)
	Gas		mm (inch)	Ø15.88 (5/8)	Ø15.88 (5/8)	Ø15.88 (5/8)	Ø15.88 (5/8)
	Connections Method		-	Flared	Flared	Flared	Flared
Operation Range (Outdoor)	Cooling	Min ~ Max	℃	-20 ~ 52	-20 ~ 52	-20 ~ 52	-20 ~ 52
	Heating	Min ~ Max	℃	-25 ~ 18	-25 ~ 18	-25 ~ 18	-25 ~ 18
INDOOR				**UV36F N20**	**UV42F N20**	**UV48F N20**	**UV60F N20**
Power Supply			Ø, V, Hz	1, 220-240, 50	1, 220-240, 50	1, 220-240, 50	1, 220-240, 50
Power Input (IDU)		H / M / L	W	50 / 35 / 28	50 / 35 / 28	59 / 40 / 28	59 / 40 / 28
Air Flow Rate		H / M / L	m³/min	28 / 24 / 20	28 / 24 / 20	30 / 25 / 20	30 / 25 / 20
Dimensions	Body	W x H x D	mm	1,600 x 235 x 690	1,600 x 235 x 690	1,600 x 235 x 690	1,600 x 235 x 690
Weight	Body		kg	36.7	36.7	36.7	36.7
Sound Pressure Level	Cooling	H / M / L	dB(A)	46 / 43 / 40	46 / 43 / 40	48 / 44 / 40	48 / 44 / 40
Sound Power Level	Cooling	Max	dB(A)	62	62	63	63
Piping Connections	Drain(Natural Drainage)	O.D. / I.D.	mm	Ø25.0 / 20.5	Ø25.0 / 20.5	Ø25.0 / 20.5	Ø25.0 / 20.5
	Drain(Using Drain Pump)	O.D. / I.D.	mm	Ø32.0 / 26.0	Ø32.0 / 26.0	Ø32.0 / 26.0	Ø32.0 / 26.0
OUTDOOR				**UUD1 U30**			
Power Supply			Ø, V, Hz	1, 220-240, 50			
Circuit Breaker		Min	A	40			
Power Supply Cable (Included Earth)			No x mm²	3C x 6.0			
Dimensions	Net	W x H x D	mm	950 x 1,380 x 330			
Weight	Net		kg	85			
Compressor	Type		-	Inverter Scroll			
Refrigerant	Type		-	R32			
	GWP (Global Warming Potential)		-	675			
	Precharged Amount		kg	3.0			
	t-CO₂eq		-	2.025			
	Additional Charge (After 7.5m)		g/m	40			
Fan	Air Flow Rate	Rated	m³/min x No.	55 x 2			
Total Piping Length		Min / Max	m	5 / 85			
Piping Elevation	IDU - ODU	Max	m	30			

Note :
1. Due to our policy of innovation some specifications may be changed without notification.
2. Performances are based on the following conditions (It is accordance with EN14511)
   - Cooling : Indoor Ambient Temp 27°CDB / 19°CWB, Outdoor Ambient Temp 35°CDB / 24°CWB
   - Heating : Indoor Ambient Temp 20°CDB / 15°CWB, Outdoor Ambient Temp 7°CDB / 6°CWB
   - Interconnected Pipe is standard length and difference of Elevation (Outdoor ~ Indoor Unit) is 0m.
3. Sound Level Values are measured at Noise Measuring chamber accordance with standard. Therefore, these values depend on the ambient conditions and values are normally higher in actual operation
4. This product contains fluorinated greenhouse gases (R32)

SINGLE SPLIT SPECIFICATION

CEILING SUSPENDED UNIT

R32

STANDARD INVERTER (R32)

UV36F / UV42F / UV48F / UV60F

UUD3 U30





3Phase

EUROVENT CERTIFIED PERFORMANCE

LG participates in the ECP programme for EUROVENT AC program.
Check ongoing validity of certification
: www.eurovent-certification.com

COMBINATION				36	42	48	60
Capacity	Cooling	Min ~ Rated ~ Max	kW	3.8 ~ 9.5 ~ 12.5	4.8 ~ 12.1 ~ 14.2	5.4 ~ 13.4 ~ 15.7	5.8 ~ 14.4 ~ 15.6
	Heating	Min ~ Rated ~ Max	kW	4.3 ~ 10.8 ~ 13.4	5.4 ~ 13.5 ~ 15.8	6.2 ~ 15.5 ~ 17.5	6.7 ~ 16.8 ~ 18.1
Power Input (Set)	Cooling	Min ~ Rated ~ Max	kW	0.50 ~ 2.65 ~ 4.03	0.80 ~ 3.90 ~ 5.07	0.90 ~ 4.50 ~ 5.85	1.10 ~ 5.33 ~ 5.97
	Heating	Min ~ Rated ~ Max	kW	0.50 ~ 2.60 ~ 3.54	0.80 ~ 3.75 ~ 4.88	0.90 ~ 4.77 ~ 5.82	1.10 ~ 5.60 ~ 6.44
Running Current	Cooling	Rated	A	4.2	6.1	7.0	8.2
	Heating	Rated	A	4.1	5.9	7.3	8.5
EER / COP			kWh/kWh	3.59 / 4.15	3.10 / 3.60	2.98 / 3.25	2.70 / 3.00
SEER / SCOP			kWh/kWh	6.3 / 4.1	6.3 / 4.1	5.9 / 4.1	5.7 / 4.1
Pdesign	Cooling @ 35℃		kW	9.5	12.1	13.4	14.4
	Heating @ -10℃		kW	9.5	9.5	9.5	9.5
Seasonal Energy Label	Cooling / Heating		-	A++ / A+	- / -	- / -	- / -
Annual Energy Consumption	Cooling / Heating		kWh	528 / 3,244	1,152 / 3,244	1,363 / 3,244	1,516 / 3,244
Dehumidification Rate			l/h	3.6	5.5	6.3	7.1
ODU Sound Pressure Level	Cooling / Heating	Rated	dB(A)	50 / 50	51 / 52	52 / 53	54 / 54
ODU Sound Power Level	Cooling	Rated	dB(A)	66	69	69	71
Piping Connections	Liquid		mm (inch)	Ø9.52 (3/8)	Ø9.52 (3/8)	Ø9.52 (3/8)	Ø9.52 (3/8)
	Gas		mm (inch)	Ø15.88 (5/8)	Ø15.88 (5/8)	Ø15.88 (5/8)	Ø15.88 (5/8)
	Connections Method		-	Flared	Flared	Flared	Flared
Operation Range (Outdoor)	Cooling	Min ~ Max	℃	-20 ~ 52	-20 ~ 52	-20 ~ 52	-20 ~ 52
	Heating	Min ~ Max	℃	-25 ~ 18	-25 ~ 18	-25 ~ 18	-25 ~ 18
INDOOR				**UV36F N20**	**UV42F N20**	**UV48F N20**	**UV60F N20**
Power Supply			Ø, V, Hz	1, 220-240, 50	1, 220-240, 50	1, 220-240, 50	1, 220-240, 50
Power Input (IDU)		H / M / L	W	50 / 35 / 28	50 / 35 / 28	59 / 40 / 28	59 / 40 / 28
Air Flow Rate		H / M / L	m³/min	28 / 24 / 20	28 / 24 / 20	30 / 25 / 20	30 / 25 / 20
Dimensions	Body	W x H x D	mm	1,600 x 235 x 690	1,600 x 235 x 690	1,600 x 235 x 690	1,600 x 235 x 690
Weight	Body		kg	36.7	36.7	36.7	36.7
Sound Pressure Level	Cooling	H / M / L	dB(A)	46 / 43 / 40	46 / 43 / 40	48 / 44 / 40	48 / 44 / 40
Sound Power Level	Cooling	Max	dB(A)	62	62	63	63
Piping Connections	Drain(Natural Drainage)	O.D. / I.D.	mm	Ø25.0 / 20.5	Ø25.0 / 20.5	Ø25.0 / 20.5	Ø25.0 / 20.5
	Drain(Using Drain Pump)	O.D. / I.D.	mm	Ø32.0 / 26.0	Ø32.0 / 26.0	Ø32.0 / 26.0	Ø32.0 / 26.0
OUTDOOR				**UUD3 U30**			
Power Supply			Ø, V, Hz	3, 380-415, 50			
Circuit Breaker		Min	A	20			
Power Supply Cable (Included Earth)			No x mm²	5C x 2.5			
Dimensions	Net	W x H x D	mm	950 x 1,380 x 330			
Weight	Net		kg	85			
Compressor	Type		-	Inverter Scroll			
Refrigerant	Type		-	R32			
	GWP (Global Warming Potential)		-	675			
	Precharged Amount		kg	3.0			
	t-CO₂eq		-	2.025			
	Additional Charge (After 7.5m)		g/m	40			
Fan	Air Flow Rate	Rated	m³/min x No.	55 x 2			
Total Piping Length		Min / Max	m	5 / 85			
Piping Elevation	IDU - ODU	Max	m	30			

Note :
1. Due to our policy of innovation some specifications may be changed without notification.
2. Performances are based on the following conditions (It is accordance with EN14511)
   - Cooling : Indoor Ambient Temp 27°CDB / 19°CWB, Outdoor Ambient Temp 35°CDB / 24°CWB
   - Heating : Indoor Ambient Temp 20°CDB / 15°CWB, Outdoor Ambient Temp 7°CDB / 6°CWB
   - Interconnected Pipe is standard length and difference of Elevation (Outdoor ~ Indoor Unit) is 0m.
3. Sound Level Values are measured at Noise Measuring chamber accordance with standard. Therefore, these values depend on the ambient conditions and values are normally higher in actual operation
4. This product contains fluorinated greenhouse gases (R32)

CEILING SUSPENDED UNIT

R32

COMPACT INVERTER (R32)

UV18F / UV24F / UV30F / UV36F



UUA1 UL0



UUB1 U20



UUC1 U40





EUROVENT CERTIFIED PERFORMANCE

LG participates in the ECP programme for EUROVENT AC program.
Check ongoing validity of certification
: www.eurovent-certification.com

COMBINATION				18	24	30	36
Capacity	Cooling	Min ~ Rated ~ Max	kW	1.8 / 5.0 / 5.5	2.7 / 6.8 / 7.5	3.0 / 7.5 / 8.3	3.8 / 9.5 / 10.5
	Heating	Min ~ Rated ~ Max	kW	2.2 / 5.3 / 5.8	2.9 / 7.3 / 8.4	3.2 / 8.0 / 8.8	4.1 / 10.3 / 11.5
Power Input (Set)	Cooling	Min ~ Rated ~ Max	kW	0.32 / 1.62 / 1.93	0.40 / 2.06 / 2.47	0.50 / 2.42 / 2.90	0.70 / 3.28 / 3.87
	Heating	Min ~ Rated ~ Max	kW	0.30 / 1.44 / 1.86	0.40 / 2.23 / 2.90	0.50 / 2.48 / 3.22	0.60 / 2.78 / 3.45
Running Current	Cooling	Rated	A	7.2	9.0	10.6	14.6
	Heating	Rated	A	6.4	9.7	10.8	12.3
EER / COP			kWh/kWh	3.10 / 3.70	3.30 / 3.28	3.10 / 3.23	2.90 / 3.70
SEER / SCOP			kWh/kWh	6.6 / 4.6	6.6 / 4.2	6.6 / 4.3	6.1 / 4.2
Pdesign	Cooling @ 35℃		kW	5	6.8	7.5	9.5
	Heating @ -10℃		kW	2.9	4.3	4.4	5.5
Seasonal Energy Label	Cooling / Heating		-	A++ / A++	A++ / A+	A++ / A+	A++ / A+
Annual Energy Consumption	Cooling / Heating		kWh	265 / 883	361 / 1,433	398 / 1,433	545 / 1,833
Dehumidification Rate			l/h	1.7	2.4	2.8	3.6
ODU Sound Pressure Level	Cooling / Heating	Rated	dB(A)	49 / 52	48 / 53	50 / 54	54 / 56
ODU Sound Power Level	Cooling	Rated	dB(A)	65	65	67	70
Piping Connections	Liquid		mm (inch)	Ø6.35 (1/4)	Ø9.52 (3/8)	Ø9.52 (3/8)	Ø9.52 (3/8)
	Gas		mm (inch)	Ø12.7 (1/2)	Ø15.88 (5/8)	Ø15.88 (5/8)	Ø15.88 (5/8)
	Connections Method		-	Flared	Flared	Flared	Flared
Operation Range (Outdoor)	Cooling	Min ~ Max	℃	-10 ~ 50	-10 ~ 48	-10 ~ 48	-20 ~ 50
	Heating	Min ~ Max	℃	-10 ~ 18	-15 ~ 18	-15 ~ 18	-15 ~ 18
INDOOR				**UV18F N10**	**UV24F N10**	**UV30F N10**	**UV36F N20**
Power Supply			Ø, V, Hz	1, 220-240, 50	1, 220-240, 50	1, 220-240, 50	1, 220-240, 50
Power Input (IDU)		H / M / L	W	17 / 15 / 13	33 / 26 / 19	47 / 40 / 33	50 / 35 / 28
Air Flow Rate		H / M / L	m^3 / min	13 / 12 / 11	16 / 15 / 14	19 / 17.5 / 16	28 / 24 / 20
Dimensions	Body	W x H x D	mm	1,200 x 235 x 690	1,200 x 235 x 690	1,200 x 235 x 690	1,600 x 235 x 690
Weight	Body		kg	27.3	28	28	36.7
Sound Pressure Level	Cooling	H / M / L	dB(A)	42 / 40 / 39	46 / 45 / 43	46 / 44 / 43	46 / 43 / 40
Sound Power Level	Cooling	Max	dB(A)	55	61	62	62
Piping Connections	Drain(Natural Drainage)	O.D. / I.D.	mm	Ø25.0 / 20.5	Ø25.0 / 20.5	Ø25.0 / 20.5	Ø25.0 / 20.5
	Drain(Using Drain Pump)	O.D. / I.D.	mm	Ø32.0 / 26.0	Ø32.0 / 26.0	Ø32.0 / 26.0	Ø32.0 / 26.0
OUTDOOR				**UUA1 UL0**	**UUB1 U20**		**UUC1 U40**
Power Supply			Ø, V, Hz	1, 220-240, 50	1, 220-240, 50		1, 220-240, 50
Circuit Breaker		Min	A	15	20		25
Power Supply Cable (Included Earth)			No x mm^3	3C x 1.5	3C x 2.5		3C x 2.5
Dimensions	Net	W x H x D	mm	770 × 545 × 288	870 × 650 x 330		950 × 834 × 330
Weight	Net		kg	33.3	44.5		57.7
Compressor	Type		-	Twin Rotary	Twin Rotary		Twin Rotary
Refrigerant	Type		-	R32	R32		R32
	GWP (Global Warming Potential)		-	675	675		675
	Precharged Amount		kg	1.0	1.2		1.9
	t-CO_2eq		-	0.675	0.81		1.283
	Additional Charge (After 7.5m)		g/m	20	40		40
Fan	Air Flow Rate	Rated	m^3/min x No.	28 × 1	50 × 1		58 × 1
Total Piping Length		Min / Max	m	5 / 30	5 / 35		5 / 50
Piping Elevation	IDU - ODU	Max	m	30	30		30

Note :
1. Due to our policy of innovation some specifications may be changed without notification.
2. Performances are based on the following conditions (It is accordance with EN14511)
   - Cooling : Indoor Ambient Temp 27°CDB / 19°CWB, Outdoor Ambient Temp 35°CDB / 24°CWB
   - Heating : Indoor Ambient Temp 20°CDB / 15°CWB, Outdoor Ambient Temp 7°CDB / 6°CWB
   - Interconnected Pipe is standard length and difference of Elevation (Outdoor ~ Indoor Unit) is 0m.
3. Sound Level Values are measured at Noise Measuring chamber accordance with standard. Therefore, these values depend on the ambient conditions and values are normally higher in actual operation.
4. This product contains fluorinated greenhouse gases. (R32)

CONSOLE



CONSOLE

Optimized Air Flow for Cooling & Heating

During cooling operation, the vane adjusts upwards to direct air flow toward the ceiling. During heating operation, the van directs the air flow toward the floor to balance out the room temperature. A wireless controller is included with the indoor console unit.

Cooling

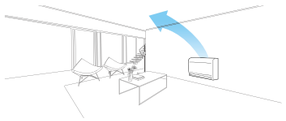

Heating (Normal)

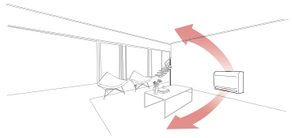

Heating (Floor Heating Mode)



Quick Floor Heating

Console air conditioners portray high speed and powerful performance. Using the floor heating mode, console air conditioners provide floor heating at a faster pace in order to reach desired temperature more quickly.

	Company A	Electric Heater	LG	LG Floor Heating Mode
27℃ / 15℃ Vertical				
Horizontal				
Lead Time for Heating (13℃ ~ 21℃)	12 minutes 30 seconds	50 minutes	**9 minutes 30 seconds**	**8 minutes 40 seconds**

(Test Condition : Target Temp 23℃, Indoor Room : 13℃~ , Outdoor Room : 7℃)

5-Step Vane Control

There are 5 different stages to control air flow direction.

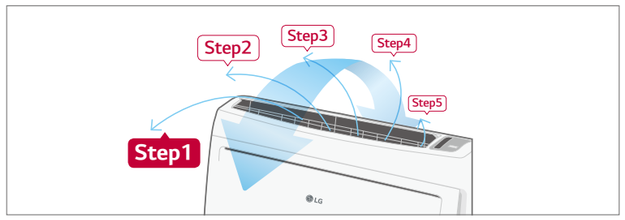

Easy Installation and Service

6 Different Ways to Install Piping

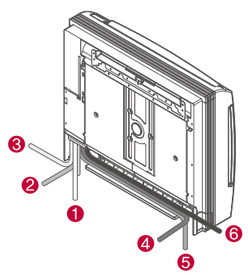

Easy Slide-type PCB

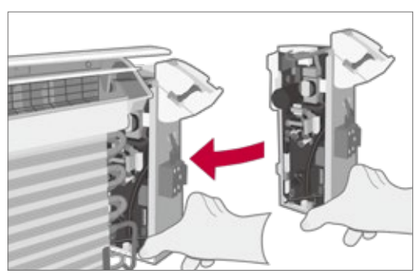

CONSOLE

R32

STANDARD INVERTER (R32)

UQ09F
UQ12F
UQ18F



UUA1 UL0



UUB1 U20





EUROVENT CERTIFIED PERFORMANCE

LG participates in the ECP programme for EUROVENT AC program.
Check ongoing validity of certification
: www.eurovent-certification.com

COMBINATION				9	12	18
Capacity	Cooling	Min ~ Rated ~ Max	kW	1.5 / 2.6 / 3.4	1.5 / 3.5 / 4.0	2.0 / 5.0 / 5.8
	Heating	Min ~ Rated ~ Max	kW	1.6 / 3.1 / 3.9	1.6 / 4.0 / 4.3	2.0 / 4.9 / 5.4
Power Input (Set)	Cooling	Min ~ Rated ~ Max	kW	0.30 / 0.65 / 0.91	0.30 / 1.00 / 1.46	0.40 / 1.75 / 2.45
	Heating	Min ~ Rated ~ Max	kW	0.30 / 0.74 / 1.08	0.30 / 1.05 / 1.58	0.30 / 1.56 / 2.11
Running Current	Cooling	Rated	A	2.9	4.4	8.3
	Heating	Rated	A	3.3	4.7	8.0
EER / COP			kWh/kWh	4.00 / 4.20	3.50 / 3.80	2.85 / 3.14
SEER / SCOP			kWh/kWh	6.5 / 4.0	6.4 / 4.0	5.8 / 3.8
Pdesign	Cooling @ 35℃		kW	2.6	3.5	5
	Heating @ -10℃		kW	2.8	3	3.8
Seasonal Energy Label	Cooling / Heating		-	A++ / A+	A++ / A+	A+ / A
Annual Energy Consumption	Cooling / Heating		kWh	140 / 980	191 / 1,050	302 / 1,396
Dehumidification Rate			l/h	0.7	1.3	2.4
ODU Sound Pressure Level	Cooling / Heating	Rated	dB(A)	49 / 52	49 / 52	47 / 52
ODU Sound Power Level	Cooling	Rated	dB(A)	65	65	63
Piping Connections	Liquid		mm (inch)	Ø6.35 (1/4)	Ø6.35 (1/4)	Ø6.35 (1/4)
	Gas		mm (inch)	Ø9.52 (3/8)	Ø9.52 (3/8)	Ø12.7 (1/2)
	Connections Method		-	Flared	Flared	Flared
Operation Range (Outdoor)	Cooling	Min ~ Max	℃	-15 ~ 50	-15 ~ 50	-15 ~ 50
	Heating	Min ~ Max	℃	-20 ~ 18	-20 ~ 18	-20 ~ 18
INDOOR				**UQ09F NA0**	**UQ12F NA0**	**UQ18F NA0**
Power Supply			Ø, V, Hz	1, 220-240, 50	1, 220-240, 50	1, 220-240, 50
Power Input (IDU)		H / M / L	W	37 / 30 / 25	37 / 30 / 25	44 / 39 / 35
Air Flow Rate		H / M / L	m^3/min	8.5 / 6.7 / 5.0	8.5 / 6.7 / 5.0	10.1 / 8.6 / 7.2
Dimensions	Body	W x H x D	mm	700 x 600 x 210	700 x 600 x 210	700 x 600 x 210
Weight	Body		kg	16.3	16.3	16.3
Sound Pressure Level	Cooling	H / M / L	dB(A)	38 / 32 / 27	38 / 32 / 27	44 / 39 / 35
Sound Power Level	Cooling	Max	dB(A)	59	59	60
Piping Connections	Drain	O.D. / I.D.	mm	Ø16.7 / 12.2	Ø16.7 / 12.2	Ø16.7 / 12.2
OUTDOOR				**UUA1 UL0**		**UUB1 U20**
Power Supply			Ø, V, Hz	1, 220-240, 50		1, 220-240, 50
Circuit Breaker		Min	A	15		20
Power Supply Cable (Included Earth)			No x mm^3	3C x 1.5		3C x 2.5
Dimensions	Net	W x H x D	mm	770 × 545 × 288		870 x 650 x 330
Weight	Net		kg	33.3		44.5
Compressor	Type		-	Twin Rotary		Twin Rotary
Refrigerant	Type		-	R32		R32
	GWP (Global Warming Potential)		-	675		675
	Precharged Amount		kg	1.0		1.2
	t-CO_2eq		-	0.675		0.81
	Additional Charge (After 7.5m)		g/m	20		20
Fan	Air Flow Rate	Rated	m^3/min x No.	28 × 1		50 × 1
Total Piping Length		Min / Max	m	5 / 30		5 / 30
Piping Elevation	IDU - ODU	Max	m	30		30

Note :
1. Due to our policy of innovation some specifications may be changed without notification.
2. Performances are based on the following conditions (It is accordance with EN14511)
   - Cooling : Indoor Ambient Temp 27°CDB / 19°CWB, Outdoor Ambient Temp 35°CDB / 24°CWB
   - Heating : Indoor Ambient Temp 20°CDB / 15°CWB, Outdoor Ambient Temp 7°CDB / 6°CWB
   - Interconnected Pipe is standard length and difference of Elevation (Outdoor ~ Indoor Unit) is 0m.
3. Sound Level Values are measured at Noise Measuring chamber accordance with standard. Therefore, these values depend on the ambient conditions and values are normally higher in actual operation.
4. This product contains fluorinated greenhouse gases. (R32)

FLOOR STANDING

Stylish Design

The new LG floor standing air conditioner which is Red Dot design award winner 2013, is ideal for modern interiors in your home or office.







reddot design award
winner 2013

Quick Response

Offering powerful cooling, the commercial air conditioning system can reach a set temperature in a shorter period of time. Meanwhile, the Power Heating function provides the optimal airflow angle, guaranteeing a faster heating performance.

Cooling

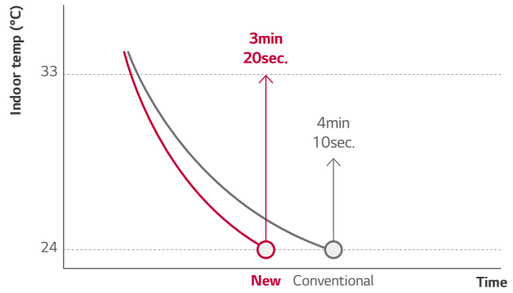

Heating

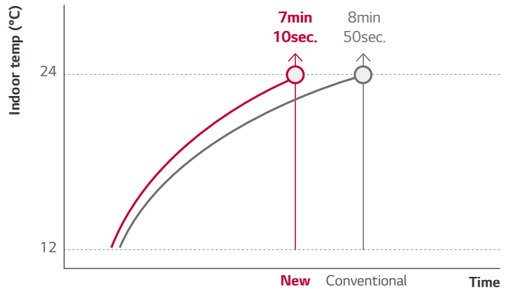

Powerful Air Flow

The new LG floor standing air conditioner is efficient for using in large areas due to its powerful cooling and heating operation. The powerful air speed and volume means the air flow can reach up to 20m away from the air conditioner.

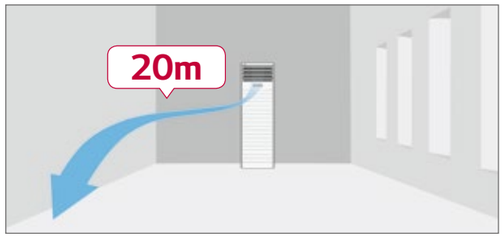

FLOOR STANDING

R410A

STANDARD INVERTER (R410A)

3Phase

UP48 / UP49





LG participates in the ECP programme for EUROVENT AC program.
Check ongoing validity of certification
: www.eurovent-certification.com

UU48W U32 UU49W U32





INDOOR				UP48 NT2	UP49 NT2
Capacity	Cooling	Min / Nom / Max	kW	6.0 / 13.4 / 15.2	6.0 / 13.4 / 15.2
	Heating	Min / Nom / Max	kW	6.0 / 15.5 / 17.1	6.0 / 15.5 / 17.1
Low Temperature Capacity	Heating -7°C	Max	kW	16.0	16.0
Power Input (Set)	Cooling	Nom	kW	4.2	4.2
	Heating	Nom	kW	4.5	4.5
Power Input (Indoor)		Nom	W	200	200
Running Current	Cooling / Heating	Nom	A	18.1 / 19.5	5.76 / 6.20
Power Supply			Ø, V, Hz	1, 220-240, 50	1, 220-240, 50
EER				3.21	3.21
COP				3.41	3.41
SEER				5.05	5.05
SCOP				3.51	3.51
Pdesign (@ -10°C)			kW	11.5	11.5
Seasonal Energy Label	Cooling / Heating			-	-
Annual Energy Consumption	Cooling / Heating		kWh	-	-
Piping Connection	Liquid		mm (inch)	Ø9.52 (3/8)	Ø9.52 (3/8)
	Gas		mm (inch)	Ø15.88 (5/8)	Ø15.88 (5/8)
	Drain	O.D. / I.D.	mm	32 / 25	32 / 25
Air Flow Rate		High / Medium / Low	m³/min	31 / 27 / 23	31 / 27 / 23
Sound Pressure	Cooling	High / Medium / Low	dB(A)	52 / 49 / 45	52 / 49 / 45
Sound Power	Cooling	Max	dB(A)	65	59
Dehumidification Rate			l/h	5.0	5.0
Dimensions	Body	W x H x D	mm	590 x 1,840 x 460	590 x 1,840 x 460
Net Weight	Body		kg	50.0	50.0
OUTDOOR				**UU48W U32**	**UU49W U32**
Compressor	Type			Twin Rotary	Twin Rotary
Airflow Rate		Nom	m³/min	110	110
Sound Pressure	Cooling	Nom	dB(A)	52	52
	Heating	Nom	dB(A)	54	54
Sound Power	Cooling	Max	dB(A)	72	68
Dimensions	W x H x D		mm	950 x 1,380 x 330	950 x 1,380 x 330
Net Weight			kg	92.0	96.0
Refrigerant	Type		-	R410A	R410A
	Charge		g	3,400	3,400
	Additional Charge		g/m	40	40
	GWP		-	2087.5	2087.5
	TCO2eq		-	7.1	7.1
Operation Range (Outdoor)	Cooling	Min / Max	°C DB	-15 / 48	-15 / 48
	Heating	Min / Max	°C WB	-18 / 18	-18 / 18
Power Supply			Ø, V, Hz	1, 220-240, 50	3, 380-415, 50
Power Supply Cable			No. x mm²	3C x 5.0	5C x 5.0
Transmission Cable			No. x mm²	4C x 0.75	4C x 0.75
Circuit Breaker			A	40	20
Piping Length Total		Min / Max	m	5 / 75	5 / 75
Piping Elevation Difference	IDU - ODU	Max	m	30	30
Piping Connection	Liquid		mm (inch)	Ø9.52 (3/8)	Ø9.52 (3/8)
	Gas		mm (inch)	Ø15.88 (5/8)	Ø15.88 (5/8)

Note :
1. Due to our policy of innovation some specifications may be changed without notification.
2. Performances are based on the following conditions (It is accordance with EN14511)
   - Cooling : Indoor Ambient Temp 27°CDB / 19°CWB, Outdoor Ambient Temp 35°CDB / 24°CWB
   - Heating : Indoor Ambient Temp 20°CDB / 15°CWB, Outdoor Ambient Temp 7°CDB / 6°CWB
   - Interconnected Pipe is standard length and difference of Elevation (Outdoor ~ Indoor Unit) is 0m.
3. Sound Level Values are measured at Noise Measuring chamber accordance with standard. Therefore, these values depend on the ambient conditions and values are normally higher in actual operation.
4. This product contains fluorinated greenhouse gases. (R410A)

WALL MOUNTED UNIT

WALL MOUNTED

Wide Operational Range

Ideal and comprehensive solution for server rooms, machine rooms and kitchens.

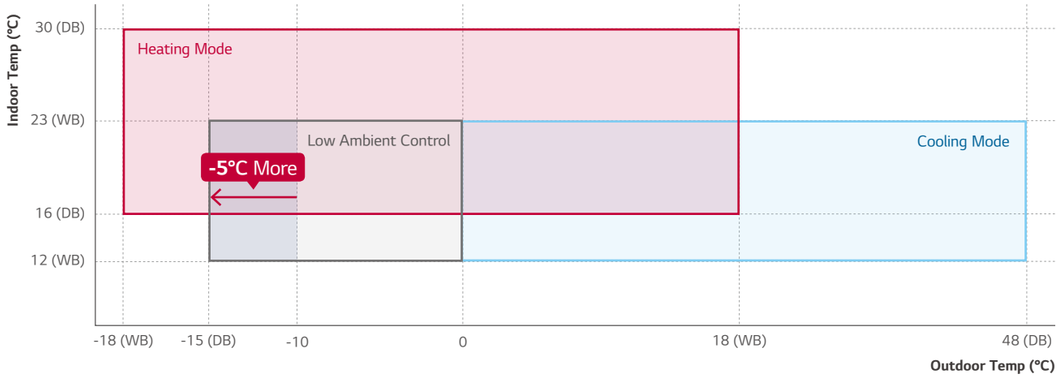

Easy Installation

Detachable Bottom Cover

The bottom cover is detachable when needed, making installation easier. Disassembly or additional support of the unit is unnecessary. Installation can be completed by one individual with LG's patented support tool.

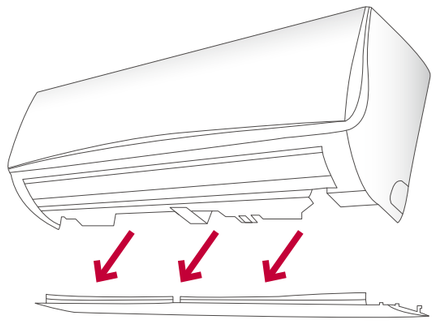

Installation Support Clip

A support clip creates adequate space between the wall and the unit for easier installation.

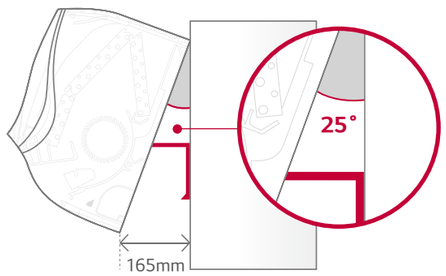

WALL MOUNTED

High Energy Efficiency

New wall mounted units provide good seasonal energy efficiency connected with Standard Inverter outdoor units.

	8.0kW	9.5kW
SEER	7.0 (A++)	6.1 (A++)
SCOP	4.3 (A+)	3.85 (A+)

Powerful Cooling & Heating

20m Windblast



Optimized Airflow

Direction of horizontal vane can be adjusted from step 1 to step 6 with full auto swing. This function can cool and heat specific areas much faster.

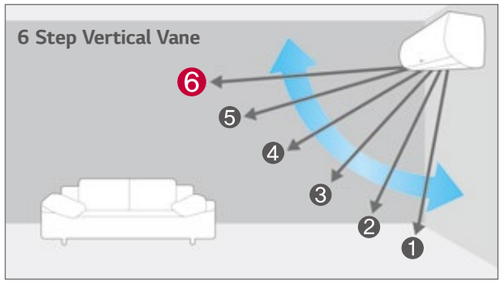

Quick Cooling & Heating

Jet cooling and heating disperses air evenly at high speed to secure an optimally cooled or heated room in just 3 minutes.



WALL MOUNTED

R32

STANDARD INVERTER (R32)

3Phase

US30F / US36F



EUROVENT CERTIFIED PERFORMANCE

LG participates in the ECP programme for EUROVENT AC program.
Check ongoing validity of certification
: www.eurovent-certification.com

UUC1 U40



UUD1 U30



UUD3 U30



COMBINATION				30	36	36
Capacity	Cooling	Min ~ Rated ~ Max	kW	3.2 / 8.0 / 9.0	3.8 / 9.5 / 12.5	3.8 / 9.5 / 12.5
	Heating	Min ~ Rated ~ Max	kW	3.6 / 9.0 / 10.0	4.3 / 10.8 / 13.4	4.3 / 10.8 / 13.4
Power Input (Set)	Cooling	Min ~ Rated ~ Max	kW	0.50 / 2.28 / 3.17	0.30 / 2.57 / 3.91	0.30 / 2.57 / 3.91
	Heating	Min ~ Rated ~ Max	kW	0.50 / 2.5 / 3.20	0.50 / 2.77 / 3.77	0.50 / 2.77 / 3.77
Running Current	Cooling	Rated	A	10.1	11.4	4.1
	Heating	Rated	A	11.1	12.2	4.4
EER / COP			kWh/kWh	3.51 / 3.60	3.70 / 3.90	3.70 / 3.90
SEER / SCOP			kWh/kWh	7.0 / 4.3	6.10 / 3.85	6.10 / 3.85
Pdesign	Cooling @ 35℃		kW	8	9.5	9.5
	Heating @ -10℃		kW	5.4	8.7	8.7
Seasonal Energy Label	Cooling / Heating		-	A++ / A+	A++ / A	A++ / A
Annual Energy Consumption	Cooling / Heating		kWh	400 / 1,758	545 / 3,164	545 / 3,164
Dehumidification Rate			l/h	2.9	3.8	3.8
ODU Sound Pressure Level	Cooling / Heating	Rated	dB(A)	50 / 52	50 / 50	50 / 50
ODU Sound Power Level	Cooling	Rated	dB(A)	68	66	66
Piping Connections	Liquid		mm (inch)	Ø9.52 (3/8)	Ø9.52 (3/8)	Ø9.52 (3/8)
	Gas		mm (inch)	Ø15.88 (5/8)	Ø15.88 (5/8)	Ø15.88 (5/8)
	Connections Method		-	Flared	Flared	Flared
Operation Range (Outdoor)	Cooling	Min ~ Max	℃	-20 ~ 50	-20 ~ 52	-20 ~ 52
	Heating	Min ~ Max	℃	-20 ~ 18	-25 ~ 18	-25 ~ 18
INDOOR				**US30F NR0**	**US36F NR0**	**US36F NR0**
Power Supply			Ø, V, Hz	1, 220-240, 50	1, 220-240, 50	1, 220-240, 50
Power Input (IDU)		H / M / L	W	47 / 42 / 36	65 / 47 / 42	65 / 47 / 42
Air Flow Rate		H / M / L	m^3/min	21 / 17 / 13	25 / 21 / 17	25 / 21 / 17
Dimensions	Body	W x H x D	mm	1,200 x 360 x 265	1,200 x 360 x 265	1,200 x 360 x 265
Weight	Body		kg	18.3	18.3	18.3
Sound Pressure Level	Cooling	H / M / L	dB(A)	46.0 / 42.0 / 38.0	51.0 / 46.0 / 42.0	51.0 / 46.0 / 42.0
Sound Power Level	Cooling	Max	dB(A)	62	65	65
Piping Connections	Drain	O.D. / I.D.	mm	Ø21.5 / 16.0	Ø21.5 / 16.0	Ø21.5 / 16.0
OUTDOOR				**UUC1 U40**	**UUD1 U30**	**UUD3 U30**
Power Supply			Ø, V, Hz	1, 220-240, 50	1, 220-240, 50	3, 380-415, 50
Circuit Breaker		Min	A	25	40	20
Power Supply Cable (Included Earth)			No x mm^3	3C x 2.5	3C x 6.0	5C x 2.5
Dimensions	Net	W x H x D	mm	950 × 834 × 330	950 x 1,380 x 330	950 x 1,380 x 330
Weight	Net		kg	57.7	85	85
Compressor	Type		-	Twin Rotary	Inverter Scroll	Inverter Scroll
Refrigerant	Type		-	R32	R32	R32
	GWP (Global Warming Potential)		-	675	675	675
	Precharged Amount		kg	1.9	3.0	3.0
	t-CO_2eq		-	1.283	2.025	2.025
	Additional Charge (After 7.5m)		g/m	40	40	40
Fan	Air Flow Rate	Rated	m^3/min x No.	58 × 1	55 x 2	55 x 2
Total Piping Length		Min / Max	m	5 / 50	5 / 85	5 / 85
Piping Elevation	IDU - ODU	Max	m	30	30	30

Note :
1. Due to our policy of innovation some specifications may be changed without notification.
2. Performances are based on the following conditions (It is accordance with EN14511)
   - Cooling : Indoor Ambient Temp 27°CDB / 19°CWB, Outdoor Ambient Temp 35°CDB / 24°CWB
   - Heating : Indoor Ambient Temp 20°CDB / 15°CWB, Outdoor Ambient Temp 7°CDB / 6°CWB
   - Interconnected Pipe is standard length and difference of Elevation (Outdoor ~ Indoor Unit) is 0m.
3. Sound Level Values are measured at Noise Measuring chamber accordance with standard. Therefore, these values depend on the ambient conditions and values are normally higher in actual operation.
4. This product contains fluorinated greenhouse gases. (R32)

SINGLE SPLIT SPECIFICATION

WALL MOUNTED

R32

COMPACT INVERTER (R32)

US30F / US36F



EUROVENT CERTIFIED PERFORMANCE

LG participates in the ECP programme for EUROVENT AC program.
Check ongoing validity of certification
: www.eurovent-certification.com

UUB1 U20



UUC1 U40



COMBINATION				30	36
Capacity	Cooling	Min ~ Rated ~ Max	kW	3.0 / 7.5 / 8.3	3.8 / 9.5 / 10.6
	Heating	Min ~ Rated ~ Max	kW	3.1 / 7.7 / 8.5	4.3 / 10.8 / 11.5
Power Input (Set)	Cooling	Min ~ Rated ~ Max	kW	0.50 / 2.31 / 2.77	0.60 / 3.06 / 3.67
	Heating	Min ~ Rated ~ Max	kW	0.40 / 2.14 / 2.78	0.60 / 3.0 / 3.72
Running Current	Cooling	Rated	A	10.1	13.6
	Heating	Rated	A	9.3	13.3
EER / COP			kWh/kWh	3.25 / 3.60	3.10 / 3.60
SEER / SCOP			kWh/kWh	6.8 / 4.1	6.4 / 4.1
Pdesign	Cooling @ 35℃		kW	7.5	9.5
	Heating @ -10℃		kW	4.3	5.8
Seasonal Energy Label	Cooling / Heating		-	A++ / A+	A++ / A+
Annual Energy Consumption	Cooling / Heating		kWh	386 / 1,468	520 / 1,980
Dehumidification Rate			l/h	3.0	3.5
ODU Sound Pressure Level	Cooling / Heating	Rated	dB(A)	50 / 54	54 / 56
ODU Sound Power Level	Cooling	Rated	dB(A)	67	70
Piping Connections	Liquid		mm (inch)	Ø9.52 (3/8)	Ø9.52 (3/8)
	Gas		mm (inch)	Ø15.88 (5/8)	Ø15.88 (5/8)
	Connections Method		-	Flared	Flared
Operation Range (Outdoor)	Cooling	Min ~ Max	℃	-10 ~ 48	-20 ~ 50
	Heating	Min ~ Max	℃	-15 ~ 18	-15 ~ 18
INDOOR				**US30F NR0**	**US36F NR0**
Power Supply			Ø, V, Hz	1, 220-240, 50	1, 220-240, 50
Power Input (IDU)		H / M / L	W	47 / 42 / 36	65 / 47 / 42
Air Flow Rate		H / M / L	m^3/min	21 / 17 / 13	25 / 21 / 17
Dimensions	Body	W x H x D	mm	1,200 x 360 x 265	1,200 x 360 x 265
Weight	Body		kg	18.3	18.3
Sound Pressure Level	Cooling	H / M / L	dB(A)	46.0 / 42.0 / 38.0	51.0 / 46.0 / 42.0
Sound Power Level	Cooling	Max	dB(A)	62	65
Piping Connections	Drain	O.D. / I.D.	mm	Ø21.5 / 16.0	Ø21.5 / 16.0
OUTDOOR				**UUB1 U20**	**UUC1 U40**
Power Supply			Ø, V, Hz	1, 220-240, 50	1, 220-240, 50
Circuit Breaker		Min	A	20	25
Power Supply Cable (Included Earth)			No x mm^3	3C x 2.5	3C x 2.5
Dimensions	Net	W x H x D	mm	870 x 650 x 330	950 × 834 × 330
Weight	Net		kg	44.5	57.7
Compressor	Type		-	Twin Rotary	Twin Rotary
Refrigerant	Type		-	R32	R32
	GWP (Global Warming Potential)		-	675	675
	Precharged Amount		kg	1.2	1.9
	t-CO_2eq		-	0.81	1.283
	Additional Charge (After 7.5m)		g/m	40	40
Fan	Air Flow Rate	Rated	m^3/min x No.	50 × 1	58 × 1
Total Piping Length		Min / Max	m	5 / 35	5 / 50
Piping Elevation	IDU - ODU	Max	m	30	30

Note :
1. Due to our policy of innovation some specifications may be changed without notification.
2. Performances are based on the following conditions (It is accordance with EN14511)
   - Cooling : Indoor Ambient Temp 27°CDB / 19°CWB, Outdoor Ambient Temp 35°CDB / 24°CWB
   - Heating : Indoor Ambient Temp 20°CDB / 15°CWB, Outdoor Ambient Temp 7°CDB / 6°CWB
   - Interconnected Pipe is standard length and difference of Elevation (Outdoor ~ Indoor Unit) is 0m.
3. Sound Level Values are measured at Noise Measuring chamber accordance with standard. Therefore, these values depend on the ambient conditions and values are normally higher in actual operation.
4. This product contains fluorinated greenhouse gases. (R32)

AHU SOLUTION

AHU COMBINATION

Air Handling Applications

Economically feasible solution for pair application with air handling units.

Return/Room Air Temperature Control

- Temp Sensors
- Comm. Line
- Central Comm. Line to ODU
- Ref. Pipe

T_E = Evaporator Temperature (Liquid Pipe / Gas Pipe)
T_R = Return Air Temperature
T_{ROOM} = Room Air Temperature

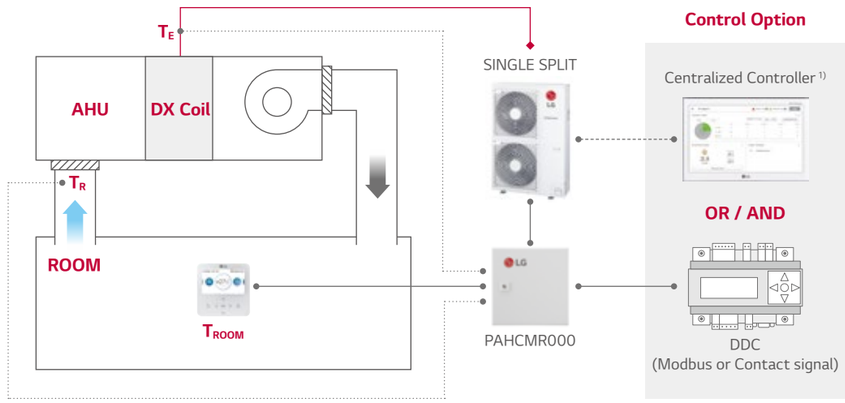

Discharge Air Temperature Control

- Temp Sensors
- Comm. Line
- Central Comm. Line to ODU
- Ref. Pipe

T_E = Evaporator Temperature (Liquid Pipe / Gas Pipe)
T_D = Discharge Air Temperature
T_{ROOM} = Room Air Temperature

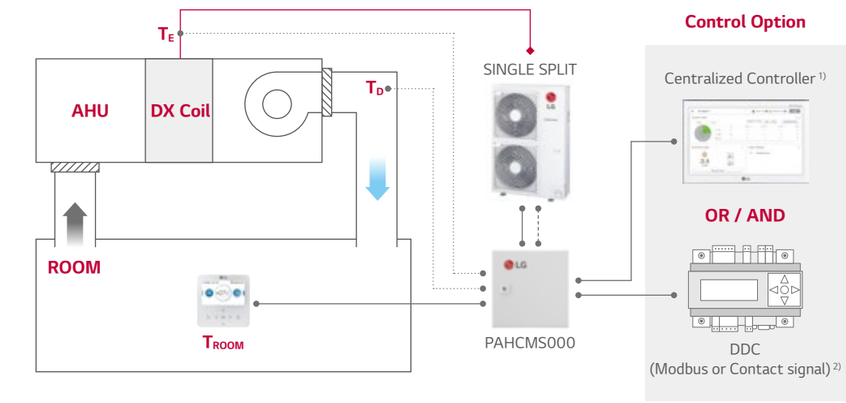

1) PI485(PMNFP14A1) is required for using centralized controller.
2) In case of applying DDC with contact signal, discharge air temperature should be measured and controlled by DDC.
3) For more detail, please refer to the PDB of AHU Communication Kit.

AHU COMBINATION

COMMUNICATION KIT

PAHCMR000
PAHCMS000





Specifications

MODEL	COMBINATION		DESCRIPTION	DIMENSIONS (mm)		
	OUTDOOR UNIT	CENTRALIZED CONTROLLER		W	H	D
PAHCMR000	Single Split	•	Return / Room air temperature control by DDC or LG individual / centralized controller	300	300	155
PAHCMS000	Single Split	•	Discharge air temperature control by DDC or LG individual / centralized controller	380	300	155

Function list for Communication kit

FUNCTION LIST*		PAHCMR000	PAHCMS000	NOTE
Control	Comm. Kit Operation	On / Off	On / Off	
	Operation Mode 1)	Cooling / Heating	Cooling / Heating	
	Return (room) Air Temperature	16~30°C	-	
	Discharge Air Temperature 2)	-	16~30°C	Available in case of using DDC with Modbus or LG Control system
	Fan Speed 3)	Low / Middle / High	Low / Middle / High	It may not be possible depending on the particular condition
	Forced Thermal On / Off	On / Off	-	Available in case of using DDC with contact signal
	Capacity Control	-	•	Available in case of using DDC with Modbus or contact signal
Monitor	Comm. Kit Operation	On / Off	On / Off	
	Operation Mode 1)	Cooling / Heating	Cooling / Heating	Available in case of using DDC with Modbus or LG Control system
	Fan Speed	Low / Middle / High	Low / Middle / High	
	Error Alarm	•	•	
	Compressor On / Off	On / Off	On / Off	Available in case of using DDC with Modbus or LG individual controller PAHCMR000 doesn't provide this in case of using DDC with contact signal

1) Available operation mode can be varied depending on the setting of AHU Communication Kit.
2) This range may differ depending on the type of controller.
3) To control and monitor the fan speed, DO ports for the fan speed status have to be connected with the fan unit.
* Some of functions may not be possible depending on the setting of AHU Communication Kit. For more details of condition, please refer to the product data book.

Combination Table

		R32				R410A	
Model Name		UUA1 UL0	UUB1 U20	UUC1 U40	UUD1 U30 UUD3 U30	UU70W U34	UU85W U74
Capacity Index Range	kBtu/h	9 ~18	18 ~ 30	24 ~ 36	36 ~ 60	70	85
	kW	2.5 ~ 5.0	5.0 ~ 8.0	6.8 ~ 10.0	10.0 ~ 14.6	20.0	25.0
PAHCMR000		X	O	O	O	O	O
PAHCMS000		X	O	O	O	O	O

ACCESSORIES



LG WI-FI MODEM

Users can control air conditioners using Android or iOS-enabled smartphones.



PWFMDD200

Features

- Access LG air conditioner anytime and from anywhere with Wi-Fi equipped device.
- LG's exclusive Home Appliances control app (ThinQ) is available.
- Simple operation for various functions.
  - On / Off
  - Fan Speed
  - Energy Monitoring [1)]
  - Operation Mode
  - Vane Control [2)]
  - Filter Management
  - Current / Set Temperature
  - Reservation (Sleep, Weekly On / Off)
  - Error check

MODEL NAME	PWFMDD200
Size (W x H x D, mm)	48 x 68 x 14
Interfaceable Products	Single Indoor unit [3)]
Connection Type	Indoor unit 1:1
Communication Frequency	2.4 GHz
Wireless Standards	IEEE 802.11b/g/n
Mobile Application	LG ThinQ (Android v4.1(Jellybean) or higher, iPhone iOS 9.0 or higher)
Optional Extension Cable	PWYREW000 (10m extension)

※ Functionality may be different according to each IDU model.
※ User interface of application shall be revised for its design and contents improvement.
※ Application is optimized for smartphone use, so it may not be well functioning with tablet devices.
1) LG Centralized controller and PDI installation is required for this function.
2) Vane Control may not be possible according to the type of Indoor unit.
3) For the compatibility with Indoor unit, please contact regional office.

Download on the App Store GET IT ON Google Play



Overview

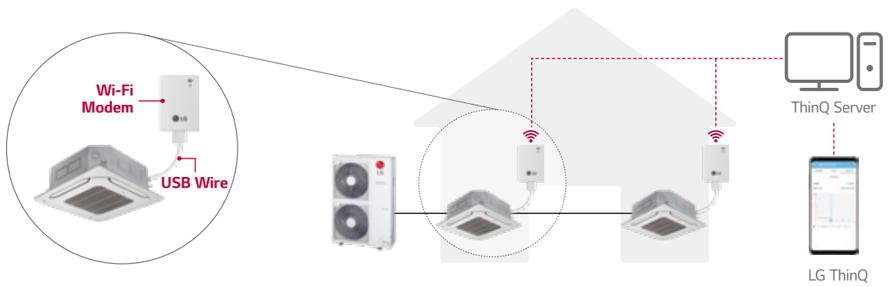

※ Search "LG ThinQ" on Google market or Appstore then download the app.
※ Internet service with Wi-Fi connection has to be available.

ACCESSORIES

Standard Wired Remote Controller

Standard III



PREMTB100



PREMTBB10

Standard II



PREMTB001



PREMTBB01

MODEL NAME	PREMTB100 PREMTBB10	PREMTB001 PREMTBB01
Operation Mode	On / Off, Fan Speed Control, Temperature Setting	
Mode Change	Cooling / Heating / Auto / Dehumidification / Fan	
Auto Swing / Vane Control	•	•
Reservation	Simple / Sleep / On, Off / Weekly / Holiday	
Time Display	•	•
Electrical Failure Compensation	•	•
Child Lock	•	•
Operation Status LED	•	•
Indoor Temperature Display	•	•
Wireless Remote Controller Receiver	-	•
Size (W x H x D, mm)	120 x 120 x 16	120 x 121 x 16
Backlight	•	•

※ Refer to each model PDB for applicable models.

Remote Controller



PQWRHQ0FDB

PI 485



PMNFP14A1

Power : Single phase AC 220V 50/60Hz
Max no of the indoor units that can be connected : 64 UNITS
Model applied : RAC / Multi / Single / Therma V

※ Refer to each product PDB for applicable models.

Dry Contact



PDRYCB000



PDRYCB400



PDRYCB300



PDRYCB500

MODEL NAME	PDRYCB000	PDRYCB400	PDRYCB300/320[1)]	PDRYCB500
Contact Point	1 Control Point	2 Control Point	8 Control Point	Modbus RTU
Power Input	AC 220V from outside power source	DC 5V & 12V from indoor unit PCB	DC 5V & 12V from indoor unit PCB	DC 5V & 12 V from indoor unit PDB
Voltage / Non Voltage Input	-	•	•	-
On / Off Control	•	•	•	•
Lock / Unlock	•	•	•	-
Fan Speed Setting	-	-	•	•
Thermo Off	-	•	•	-
Energy Saving	-	•	-	-
Temperature Setting	-	•	•	•
Error Monitoring	•	•	•	•
Operation Monitoring	•	•	•	•

※ Refer to each product PDB for applicable models.
1) Available April 2020. Can use a universal input port with PDRYCB320 model.

CEILING CASSETTE

H-INVERTER (R32)

UT09FH NQ0 / UT12FH NQ0

(Unit : mm)

	Part Name
1	Gas Pipe Connection
2	Liquid Pipe Connection
3	Drain Pipe Connection
4	Power and Communication Cable Routing Hole
5	Wired Remote Controller Wire Routing Hole
6	Air Inlet
7	Air Outlet
8	Decoration Panel (Accessory)
9	Decoration Corner Cover
10	Decoration Coner Display Cover
11	Flexible Drain Hose
12	Fresh air Intake Hole

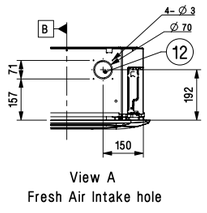

View A
Fresh Air Intake hole

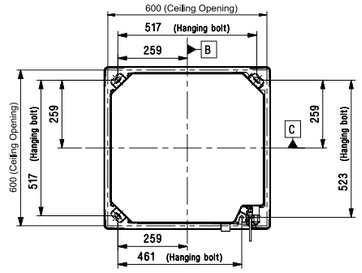

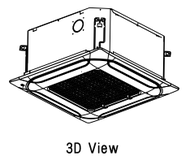

3D View

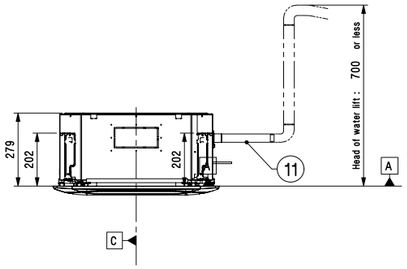

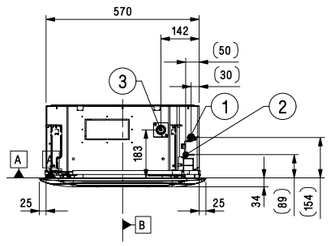

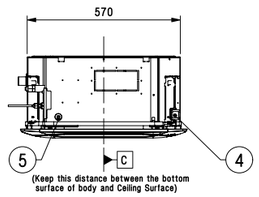

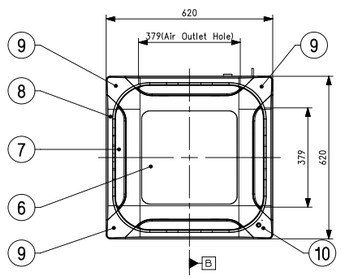

CEILING CASSETTE

H-INVERTER (R32)

UT18FH NB0

(Unit : mm)

	Part Name
1	Gas Pipe Connection
2	Liquid Pipe Connection
3	Drain Pipe Connection
4	Power and Communication Cable Routing Hole
5	Wired Remote Controller Wire Routing Hole
6	Air Inlet
7	Air Outlet
8	Decoration Panel (Accessory)
9	Decoration Corner Cover
10	Flexible Drain Hose
11	Fresh air Intake Hole

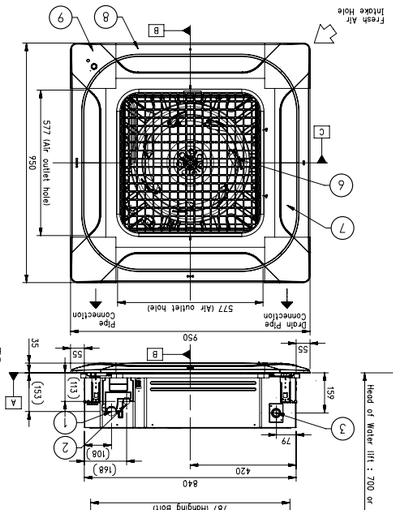

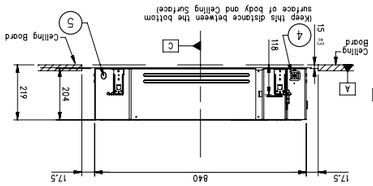

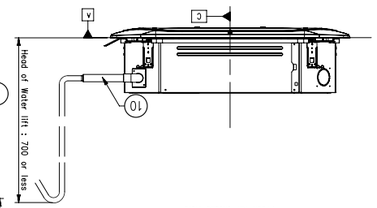

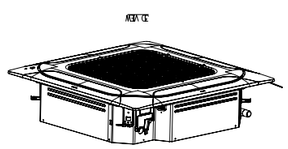

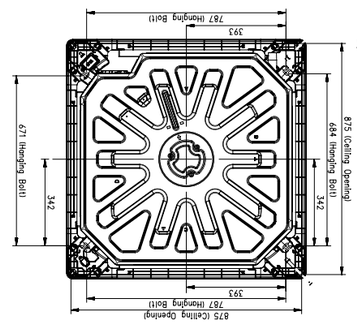

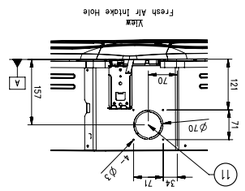

CEILING CASSETTE

H-INVERTER (R32)

UT24FH NA0 / UT30FH NA0 / UT36FH NA0 / UT42FH NA0
UT48FH NA0 / UT60FH NA0

(Unit : mm)

	Part Name
1	Gas Pipe Connection
2	Liquid Pipe Connection
3	Drain Pipe Connection
4	Power and Communication Cable Routing hole
5	Wired Remote Controller Wire Routing Hole
6	Air Inlet
7	Air Outlet
8	Decoration Panel (Accessory)
9	Decoration Corner Cover
10	Flexible Drain Hose
11	Fresh Air Intake Hole

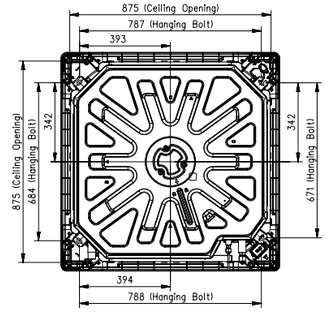

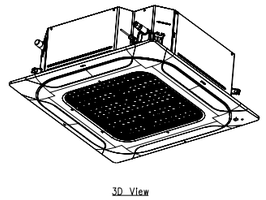

3D View

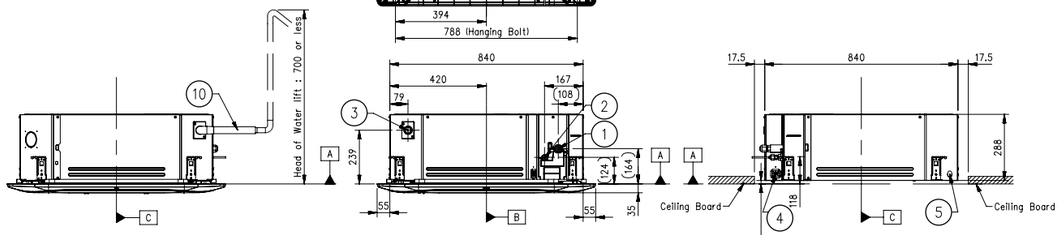

Installation position of body

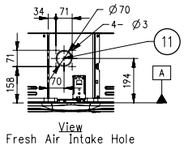

View
Fresh Air Intake Hole

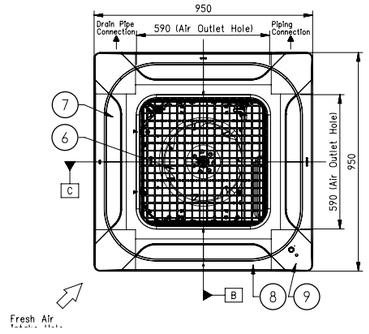

CEILING CASSETTE

STANDARD INVERTER (R32)

CT09F NR0 / CT12F NR0

(Unit : mm)

	Part Name
1	Gas Pipe Connection
2	Liquid Pipe Connection
3	Drain Pipe Connection
4	Power and Communication Cable Routing Hole
5	Wired Remote Controller Wire Routing Hole
6	Air Inlet
7	Air Outlet
8	Decoration Panel (Accessory)
9	Decoration Corner Cover
10	Decoration Corner Display Cover
11	Flexible Drain Hose
12	Fresh Air Intake Hole

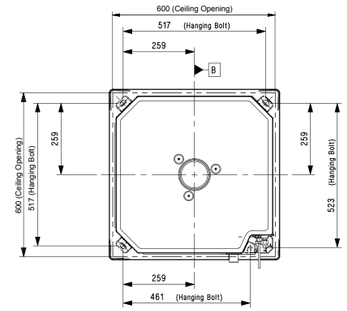

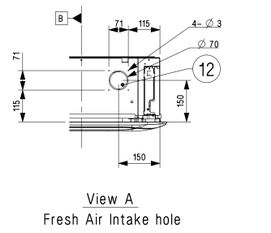

View A
Fresh Air Intake hole

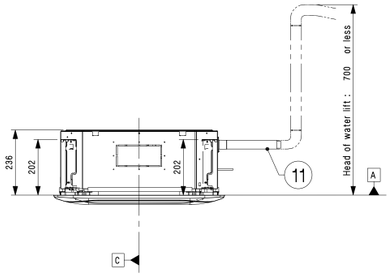

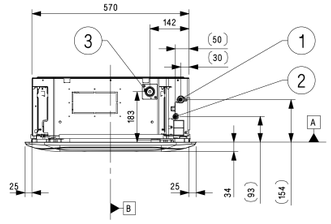

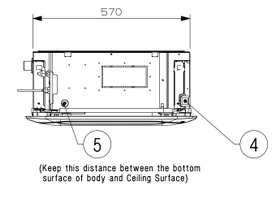

(Keep this distance between the bottom surface of body and Ceiling Surface)

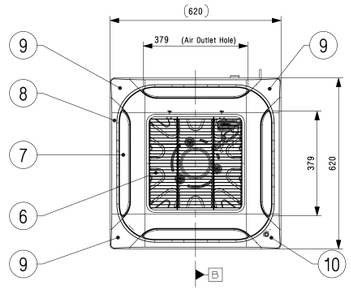

CEILING CASSETTE

STANDARD / COMPACT INVERTER (R32)

CT18F NQ0

(Unit : mm)

	Part Name
1	Gas Pipe Connection
2	Liquid Pipe Connection
3	Drain Pipe Connection
4	Power and Communication cable routing hole
5	Wired Remote Controller Wire Routing Hole
6	Air Inlet
7	Air Outlet
8	Decoration Panel (Accessory)
9	Decoration Corner Cover
10	Decoration Coner Display Cover
11	Flexible Drain Hose
12	Fresh Air Intake Hole

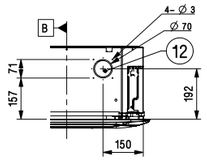

View A
Fresh Air Intake hole

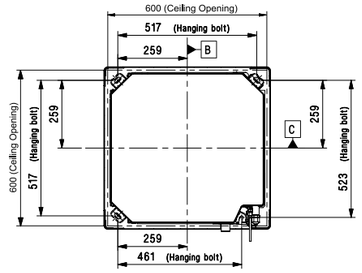

3D View

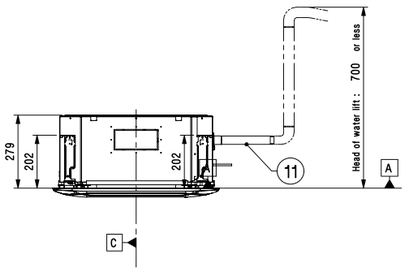

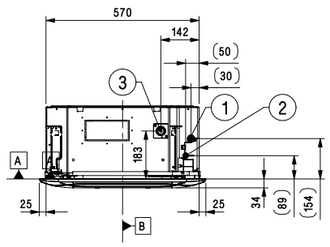

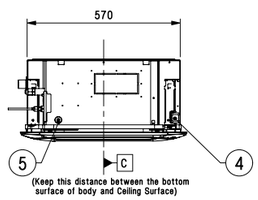

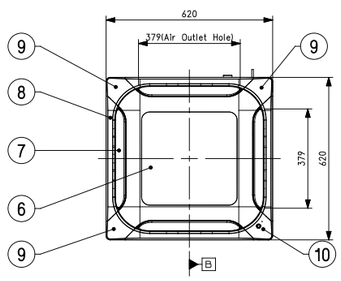

CEILING CASSETTE

STANDARD / COMPACT INVERTER (R32)

CT24F NB0 / UT30F NB0

(Unit : mm)

	Part Name
1	Gas Pipe Connection
2	Liquid Pipe Connection
3	Drain Pipe Connection
4	Power and Communication Cable Routing Hole
5	Wired Remote Controller Wire Routing Hole
6	Air Inlet
7	Air Outlet
8	Decoration Panel (Accessory)
9	Decoration Corner Cover
10	Flexible Drain Hose
11	Fresh Air Intake Hole

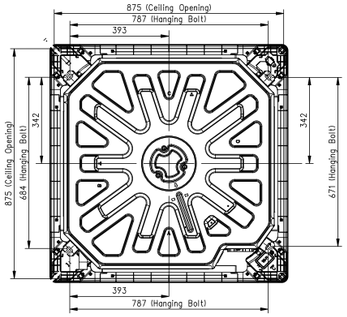

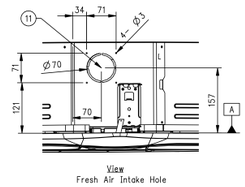

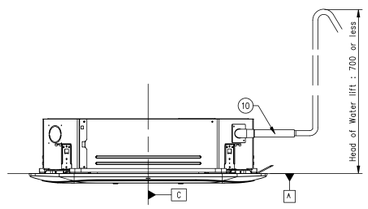

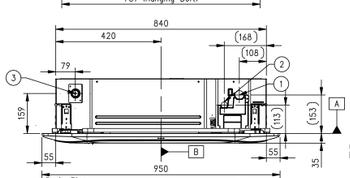

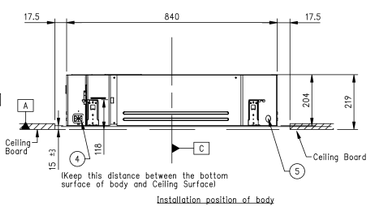

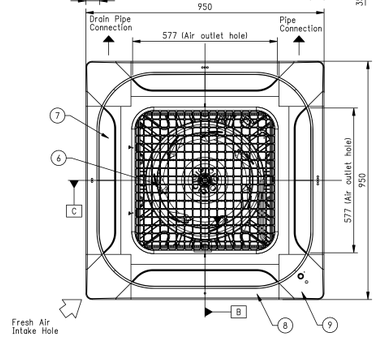

CEILING CASSETTE

STANDARD / COMPACT INVERTER (R32)

UT36F NA0

(Unit : mm)

	Part Name
1	Gas Pipe Connection
2	Liquid Pipe Connection
3	Drain Pipe Connection
4	Power and Communication Cable Routing Hole
5	Wired Remote Controller Wire Routing Hole
6	Air Inlet
7	Air Outlet
8	Decoration Panel (Accessory)
9	Decoration Corner Cover
10	Flexible Drain Hose
11	Fresh Air Intake Hole

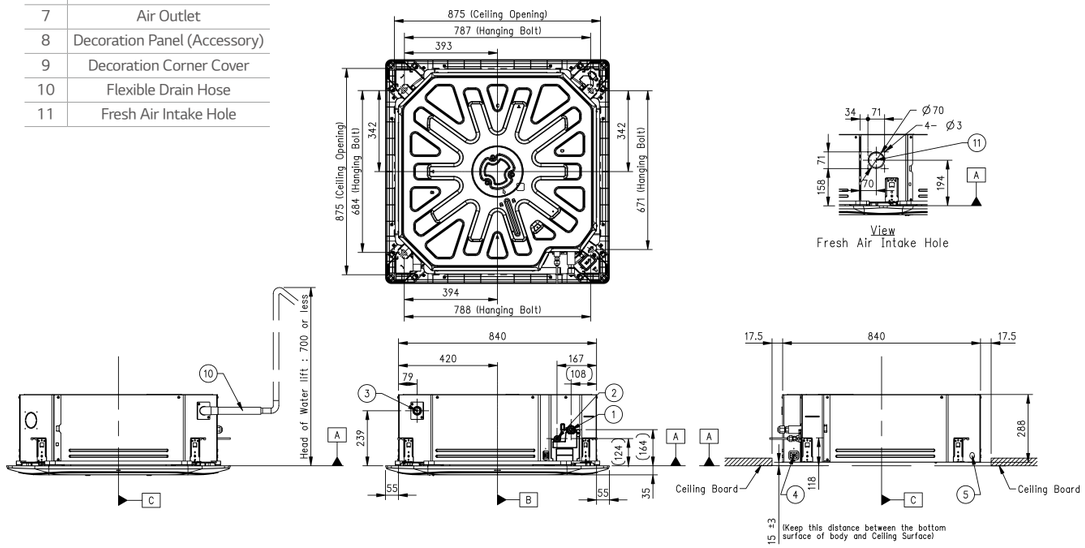

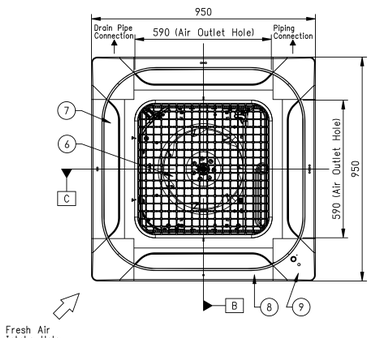

CEILING CASSETTE

STANDARD NVERTER (R32)

UT42F NA0 / UT48F NA0 / UT60F NA0

(Unit : mm)

	Part Name
1	Gas Pipe Connection
2	Liquid Pipe Connection
3	Drain Pipe Connection
4	Power and Communication Cable Routing Hole
5	Wired Remote Controller Wire Routing Hole
6	Air Inlet
7	Air Outlet
8	Decoration Panel (Accessory)
9	Decoration Corner Cover
10	Flexible Drain Hose
11	Fresh Air Intake Hole

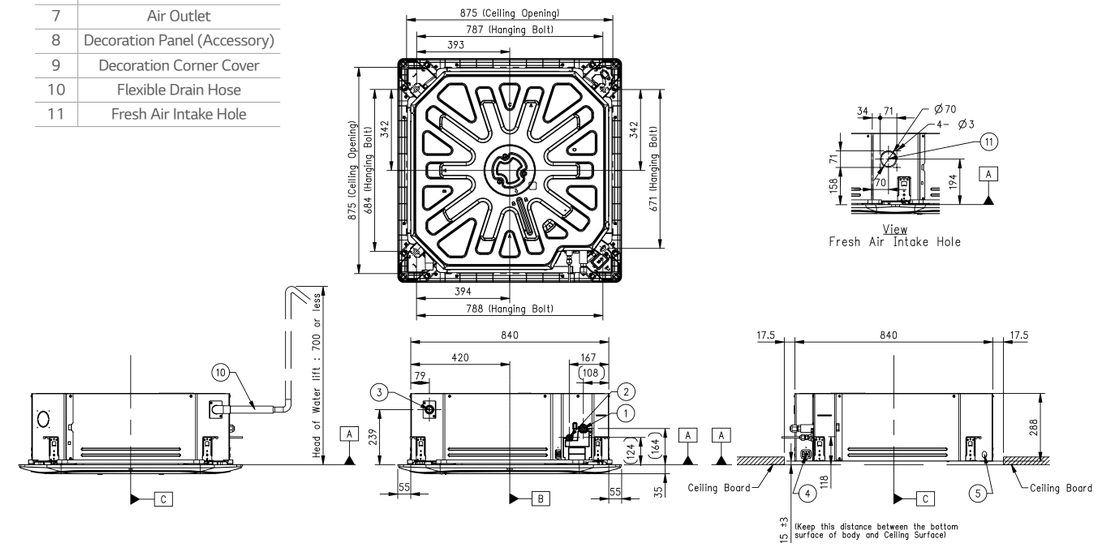

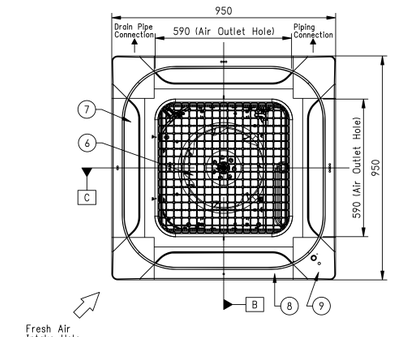

CEILING CONCEALED DUCT

H-INVERTER (R32) / MID STATIC

UM12FH N10 / UM18FH N10

(Unit : mm)

	Part Name
1	Gas Pipe Connection
2	Liquid Pipe Connection
3	Drain Pipe Connection
4	Power and Communication Cable Routing Hole
5	Remote Controller Cable Hole
6	Air Inlet
7	Air Outlet
8	Air Filters
9	Control Cover

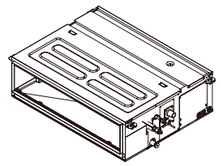

3D View

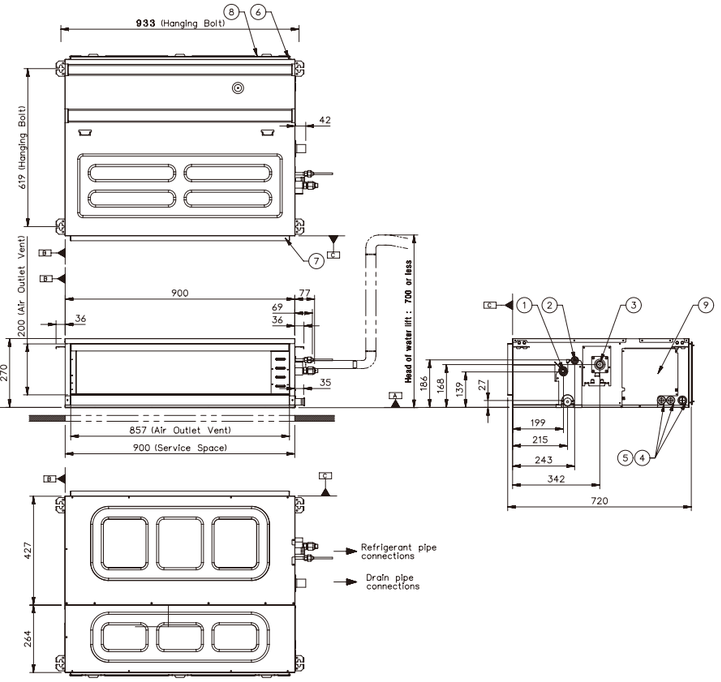

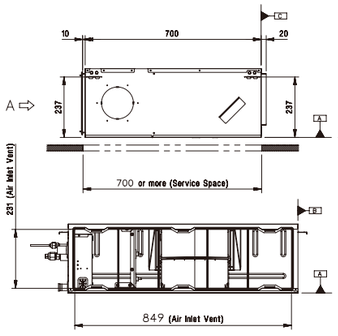

View "A"

CEILING CONCEALED DUCT

H-INVERTER (R32) / MID STATIC

UM24FH N20 / UM30FH N20

(Unit : mm)

	Part Name
1	Gas Pipe Connection
2	Liquid Pipe Connection
3	Drain Pipe Connection
4	Power and Communication Cable Hole
5	Remote Controller Cable hole
6	Air Inlet
7	Air Outlet
8	Air Filters
9	Control Cover

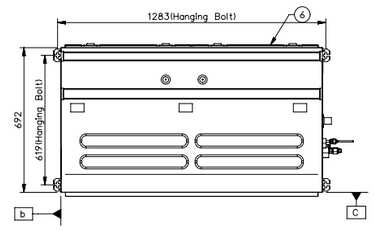

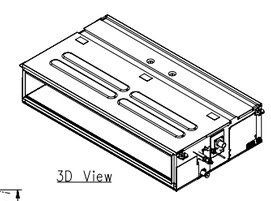

3D View

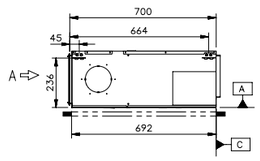

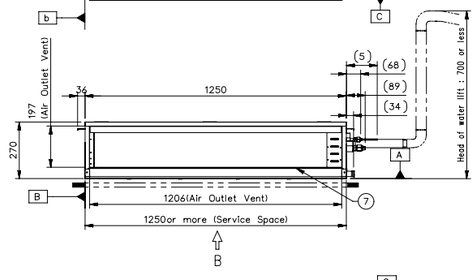

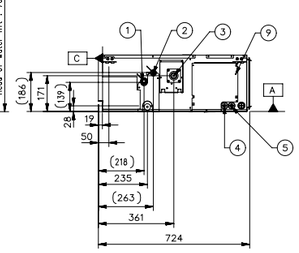

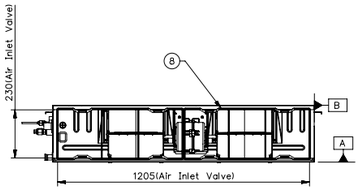

View "A"

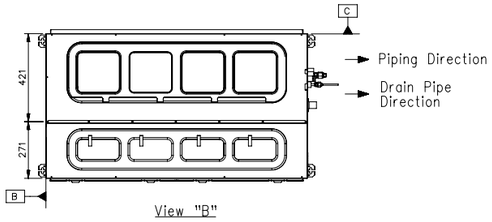

View "B"

CEILING CONCEALED DUCT

H-INVERTER (R32) / MID STATIC

UM36FH N30 / UM42FH N30 / UM48FH N30

(Unit : mm)

	Part Name
1	Gas Pipe Connection
2	Liquid Pipe Connection
3	Drain Pipe Connection
4	Power and Communication Cable Hole
5	Remote Controller Cable Hole
6	Air Inlet
7	Air Outlet
8	Air Filters
9	Control Cover

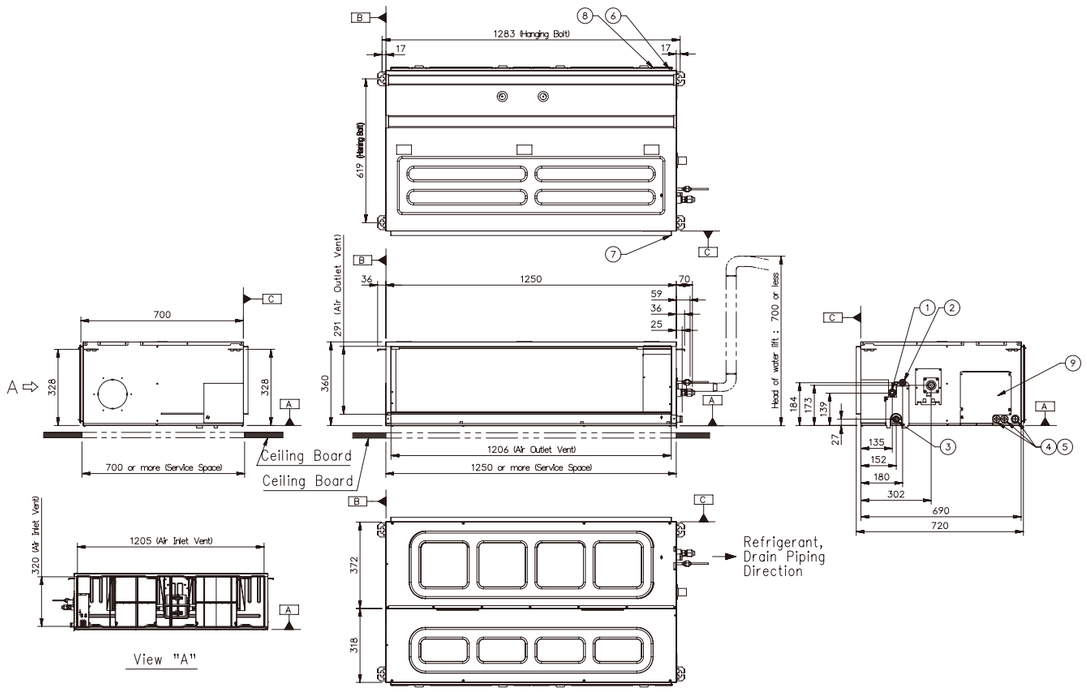

CEILING CONCEALED DUCT

H-INVERTER (R32) / LOW STATIC

UL12FH N50

(Unit : mm)

	Part Name
1	Liquid Pipe Connection
2	Gas Pipe Connection
3	Drain Pipe Connection
4	Power supply Connection
5	Air Discharge
6	Air Suction

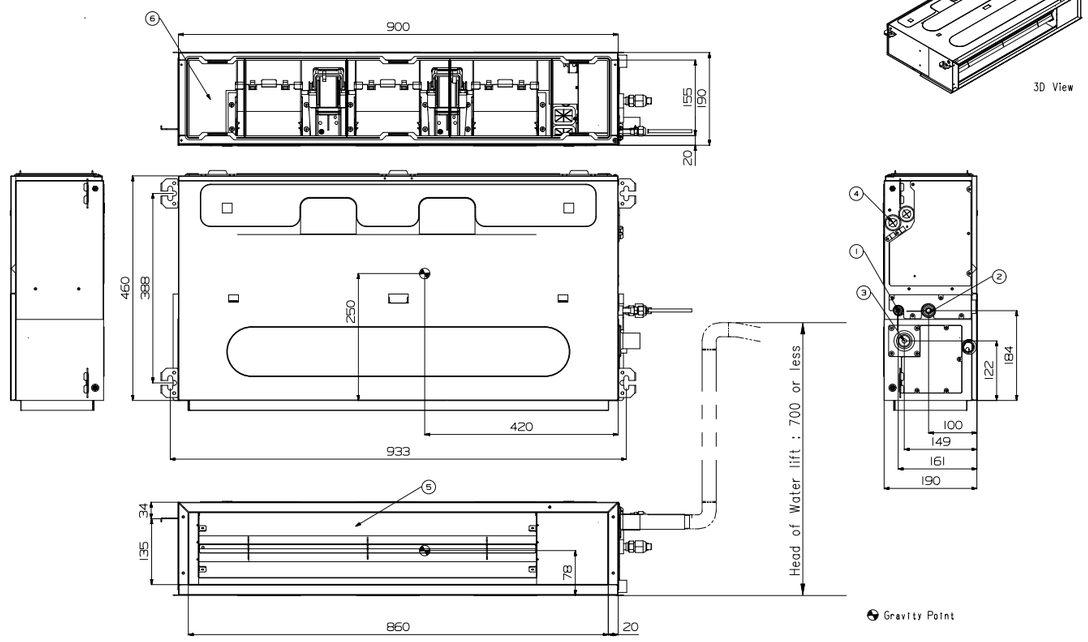

CEILING CONCEALED DUCT

H-INVERTER (R32) / LOW STATIC

UL18FH N30

(Unit : mm)

	Part Name
1	Liquid Pipe Connection
2	Gas Pipe Connection
3	Drain Pipe Connection
4	Power Supply Connection
5	Air Discharge
6	Air Suction

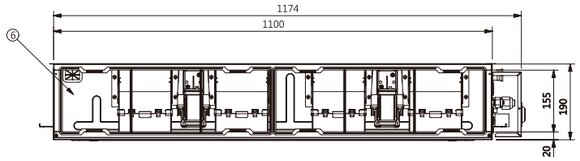

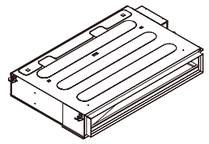

3D-VIEW

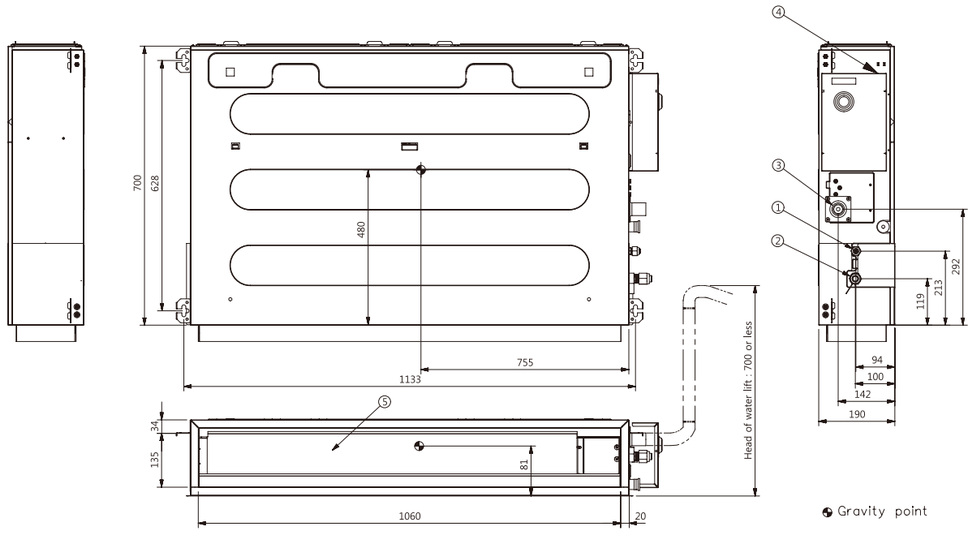

Gravity point

CEILING CONCEALED DUCT

STANDARD / COMPACT INVERTER (R32) / MID STATIC

CM18F N10 / CM24F N10 / UM30F N10

(Unit : mm)

	Part Name
1	Gas Pipe Connection
2	Liquid Pipe Connection
3	Drain Pipe Connection
4	Power and Communication Cable Hole
5	Remote Controller Cable Hole
6	Air Inlet
7	Air Outlet
8	Air Filters
9	Control Cover

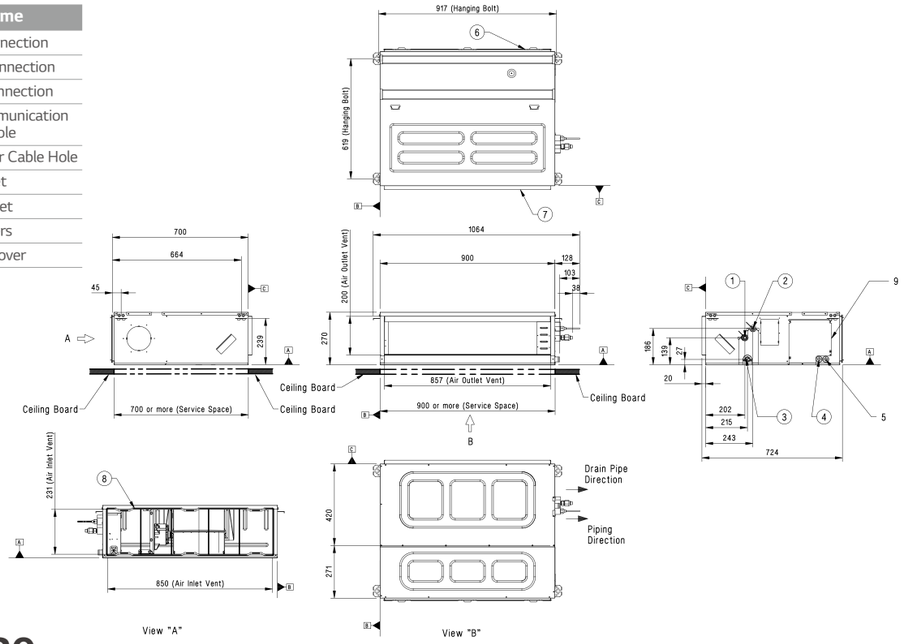

UM36F N20

(Unit : mm)

	Part Name
1	Gas Pipe Connection
2	Liquid Pipe Connection
3	Drain Pipe Connection
4	Power and Communication Cable Hole
5	Remote Controller Cable Hole
6	Air Inlet
7	Air Outlet
8	Air Filters
9	Control Cover

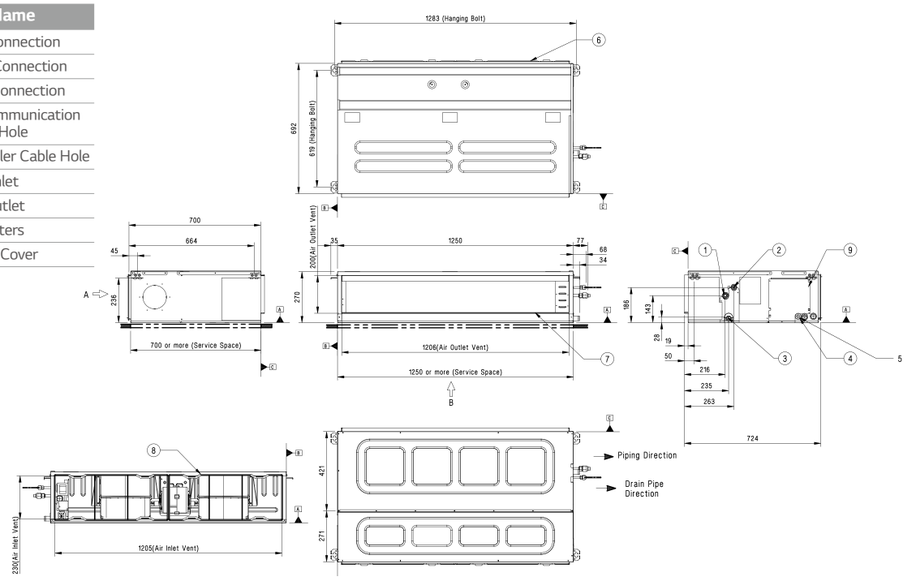

CEILING CONCEALED DUCT

STANDARD INVERTER (R32) / MID STATIC

UM42F N20

(Unit : mm)

	Part Name
1	Gas Pipe Connection
2	Liquid Pipe Connection
3	Drain Pipe Connection
4	Power and Communication Cable Hole
5	Remote Controller Cable Hole
6	Air Inlet
7	Air Outlet
8	Air Filters
9	Control Cover

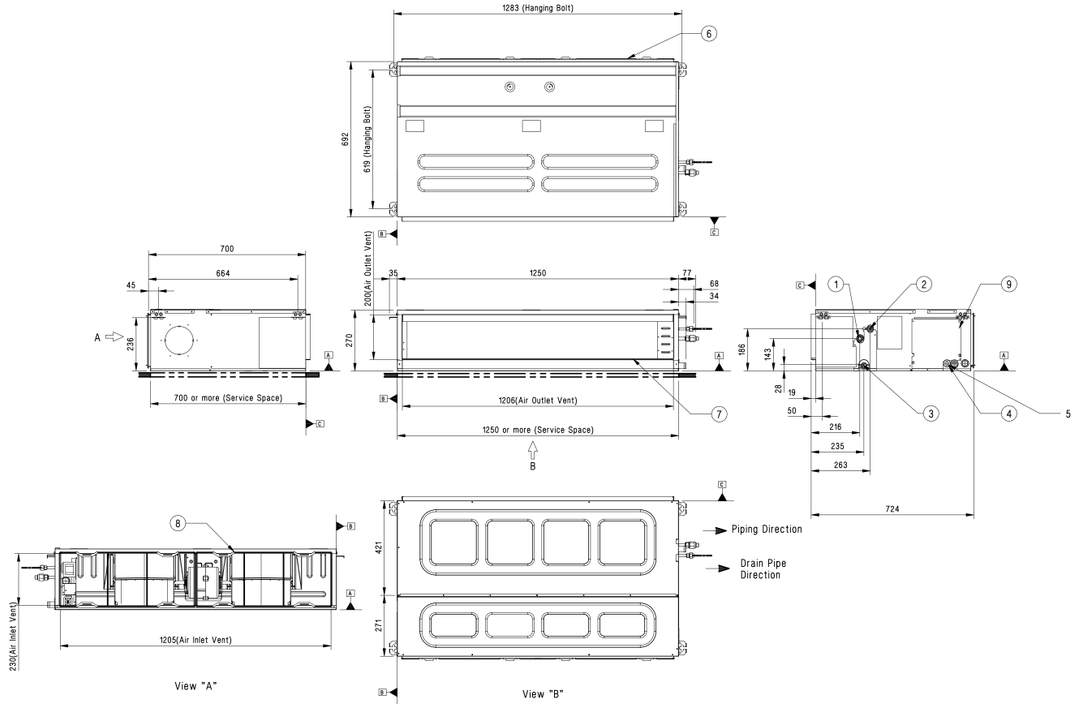

CEILING CONCEALED DUCT

STANDARD INVERTER (R32) / MID STATIC

UM48F N30 / UM60F N30

(Unit : mm)

	Part Name
1	Gas Pipe Connection
2	Liquid Pipe Connection
3	Drain Pipe Connection
4	Power and Communication Cable Hole
5	Remote Controller Cable Hole
6	Air Inlet
7	Air Outlet
8	Air Filters
9	Control Cover

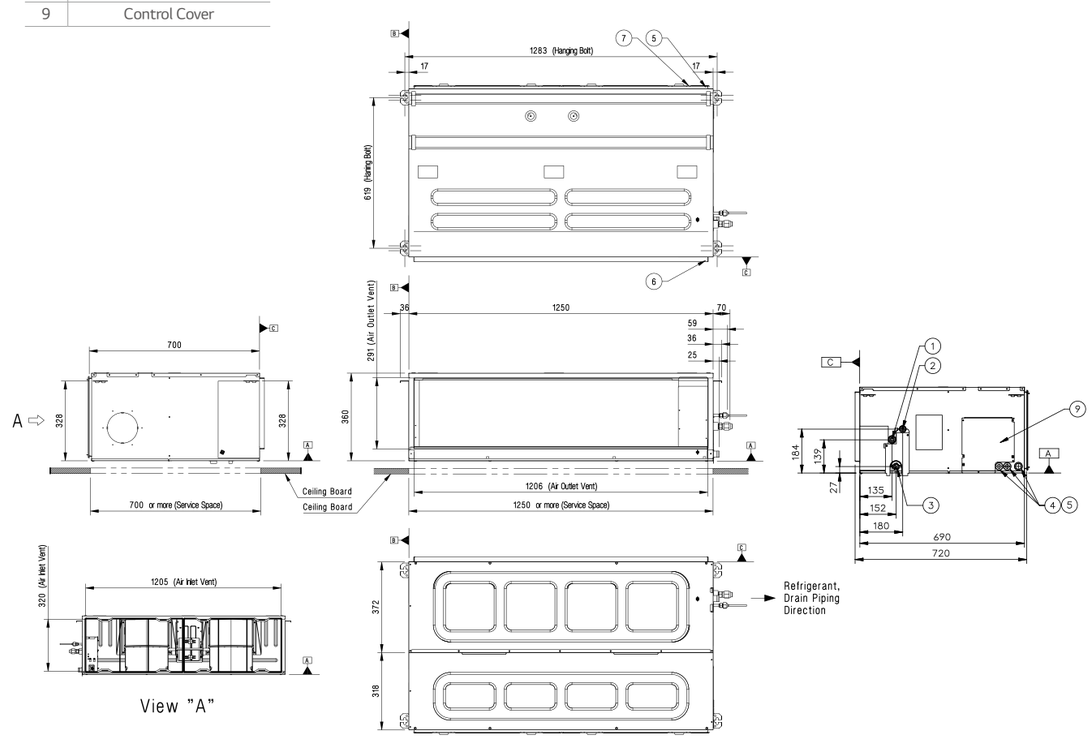

CEILING CONCEALED DUCT

STANDARD INVERTER (R32) / LOW STATIC

CL09F N50 / CL12F N50

(Unit : mm)

	Part Name
1	Liquid Pipe Connection
2	Gas Pipe Connection
3	Drain Pipe Connection
4	Power Supply Connection
5	Air Discharge
6	Air Suction

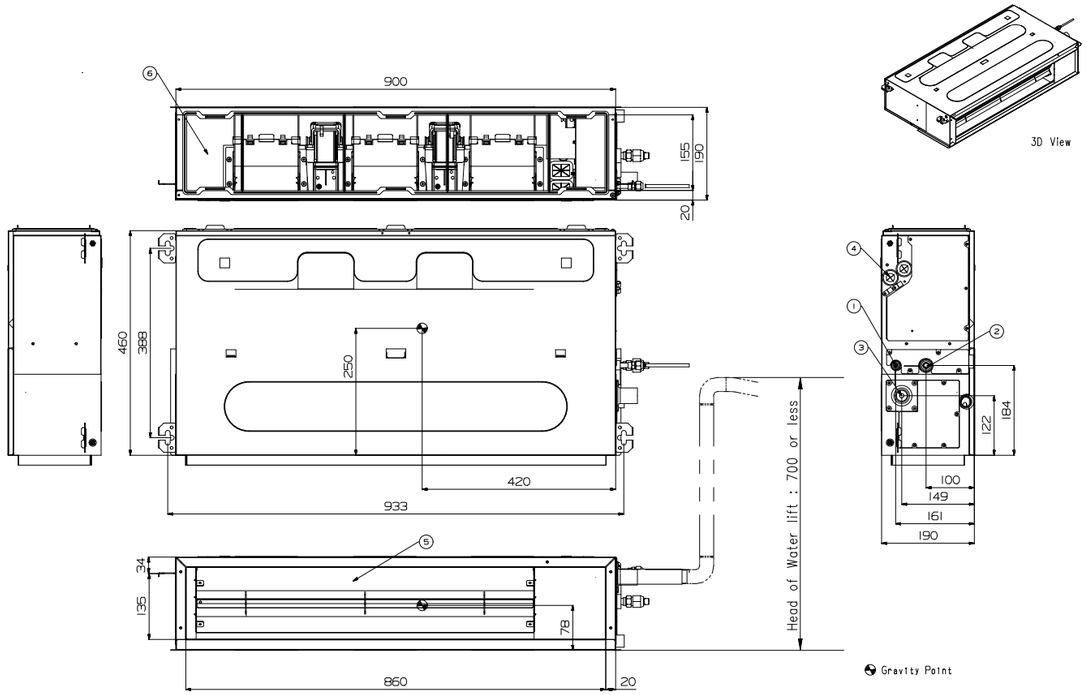

CEILING CONCEALED DUCT

STANDARD / COMPACT INVERTER (R32) / LOW STATIC

CL18F N60

(Unit : mm)

	Part Name
1	Liquid Pipe Connection
2	Gas Pipe Connection
3	Drain Pipe Connection
4	Power Supply Connection
5	Air Discharge
6	Air Suction

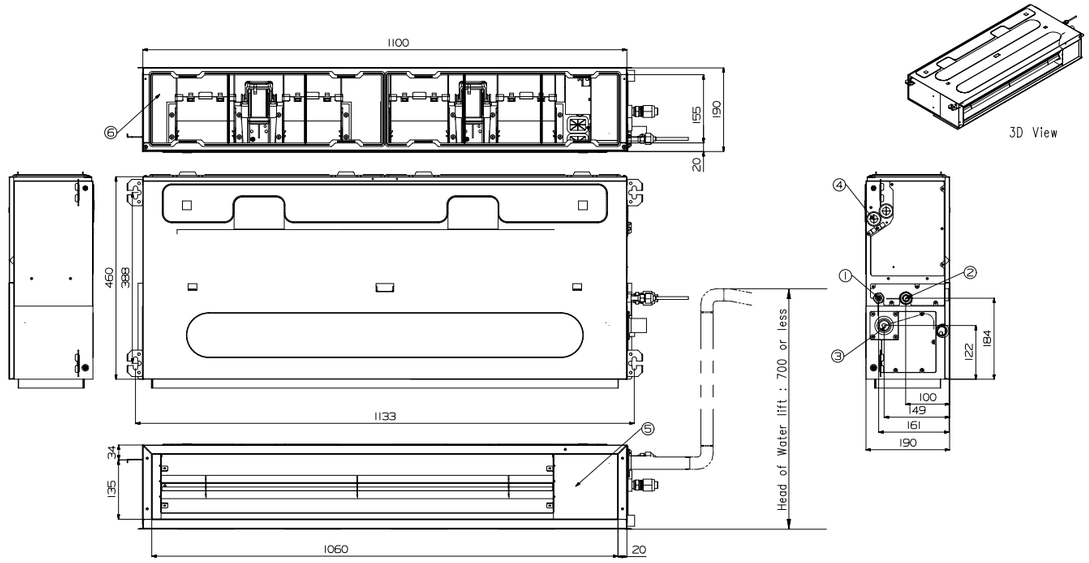

CEILING CONCEALED DUCT

STANDARD / COMPACT INVERTER (R32) / LOW STATIC

CL24F N30

(Unit : mm)

	Part Name
1	Liquid Pipe Connection
2	Gas Pipe Connection
3	Drain Pipe Connection
4	Power Supply Connection
5	Air Discharge
6	Air Suction

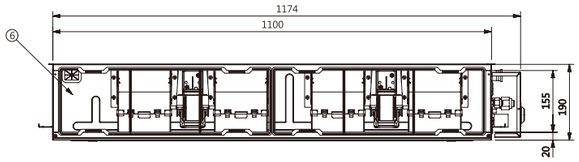

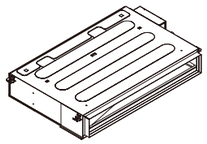

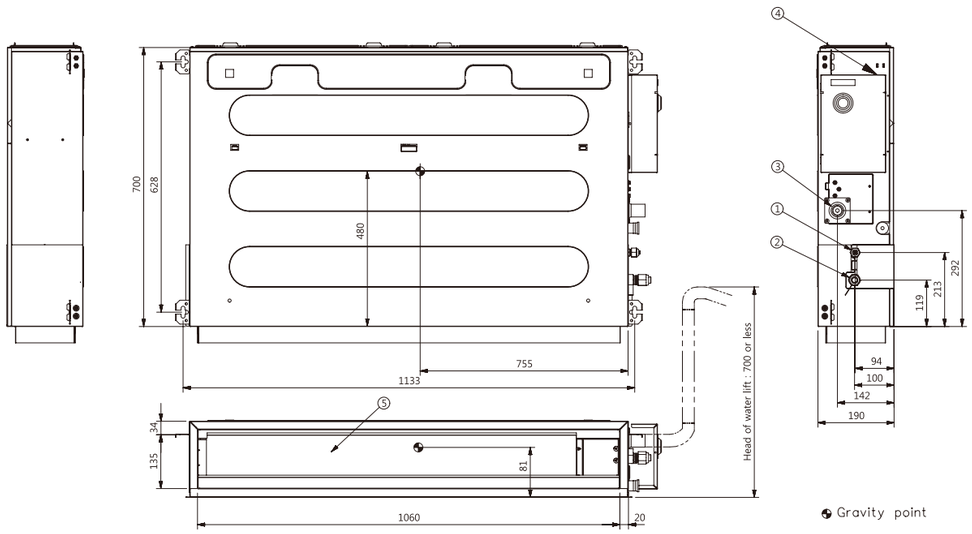

CEILING CONCEALED DUCT

STANDARD INVERTER (R410A) / HIGH STATIC

UB70 N94 / UB85 N94

(Unit : mm)

	Part Name
1	Air Suction Flange
2	Air Discharge Flange
3	Control Box
4	Gas Piping Connection
5	Liquid Pipe Connection
6	Drain Pipe Connection
7	Drain Pump (Option)

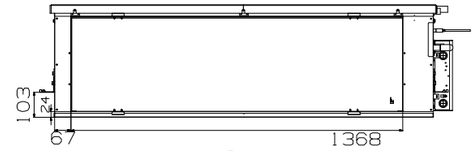

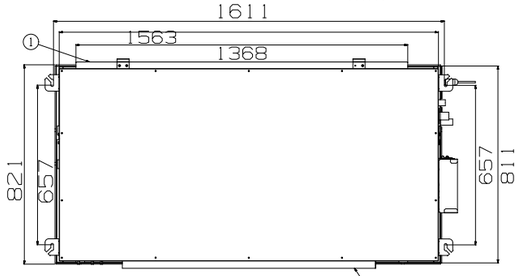

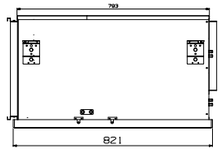

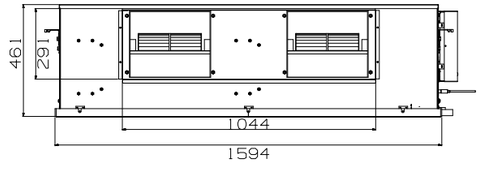

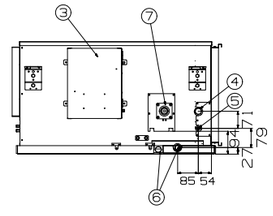

CEILING SUSPENDED

H-INVERTER (R32)

UV18FH N10

(Unit : mm)

	Part Name
1	Air Inlet
2	Air Outlet
3	Remote Controller Signal Receiver
4	Drain Hose Routing Hole
5	Refrigerant Pipe and Routing Hole
6	Gas Pipe Connection
7	Liquid Pipe Connection

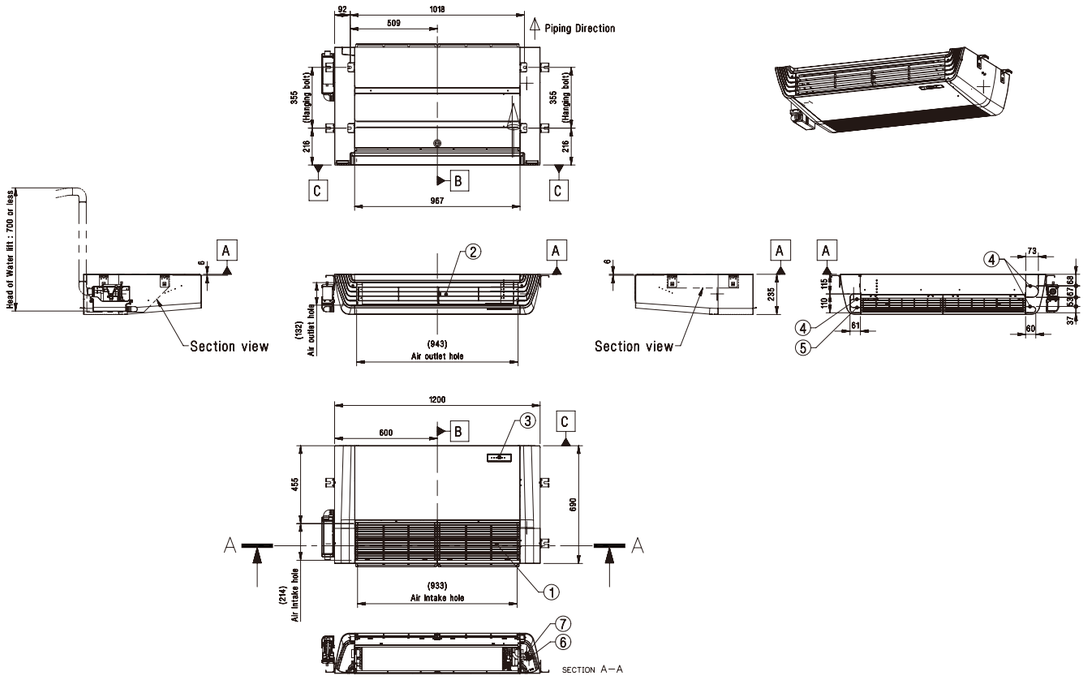

CEILING SUSPENDED

H-INVERTER (R32)

UV24FH N20 / UV30FH N20 / UV36FH N20 / UV42FH N20

(Unit : mm)

	Part Name
1	Air Inlet
2	Air Outlet
3	Remote Controller Signal Receiver
4	Drain Hose Routing Hole
5	Refrigerant Pipe and Routing Hole
6	Gas Pipe Connection
7	Liquid Pipe Connection

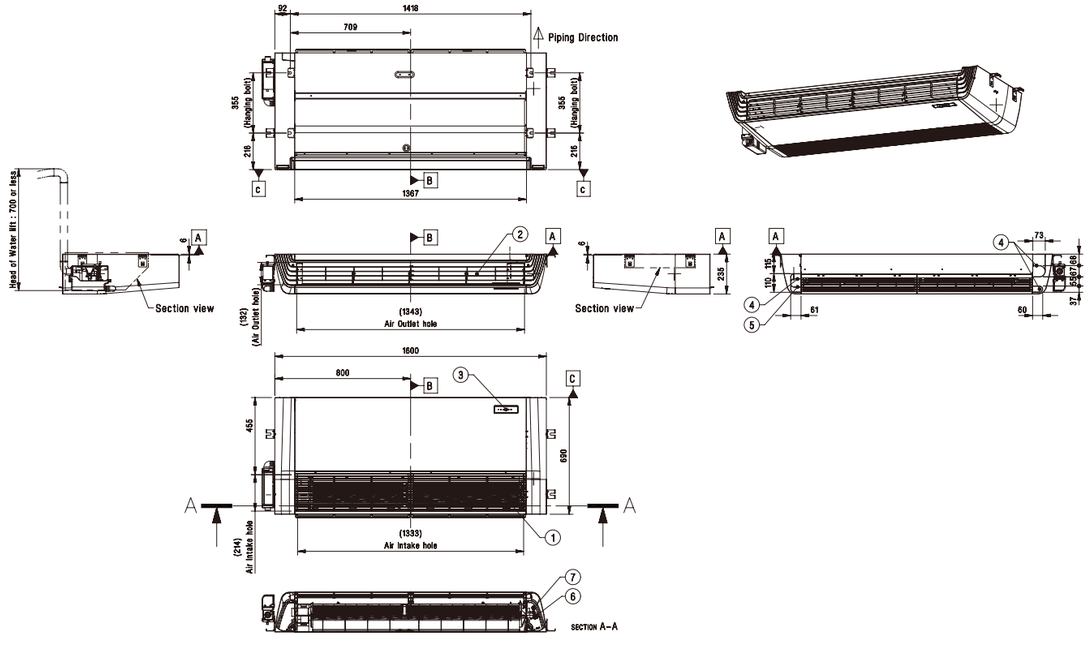

CEILING SUSPENDED

STANDARD / COMPACT INVERTER (R32)

UV18F N10 / UV24F N10 / UV30F N10

(Unit : mm)

	Part Name
1	Air Inlet
2	Air Outlet
3	Remote Controller Signal Receiver
4	Drain Hose Routing Hole
5	Refrigerant Pipe and Cable Routing Hole
6	Gas Pipe Connection
7	Liquid Pipe Connection

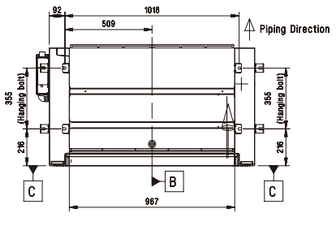



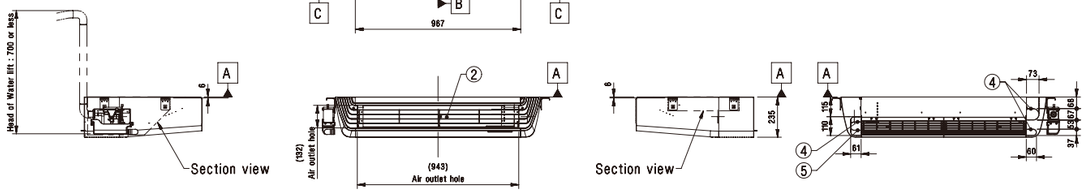

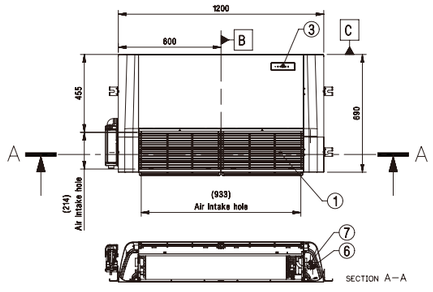

CEILING SUSPENDED

STANDARD INVERTER (R32)

UV36F N20 / UV42F N20 / UV48F N20 / UV60F N20

(Unit : mm)

	Part Name
1	Air Inlet
2	Air Outlet
3	Remote Controller Signal Receiver
4	Drain Hose Routing Hole
5	Refrigerant Pipe and Cable Routing Hole
6	Gas Pipe Connection
7	Liquid Pipe Connection

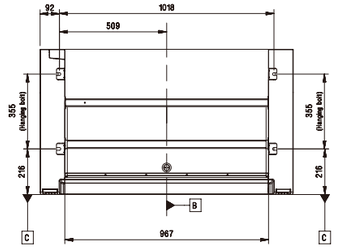

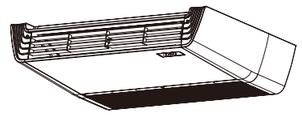

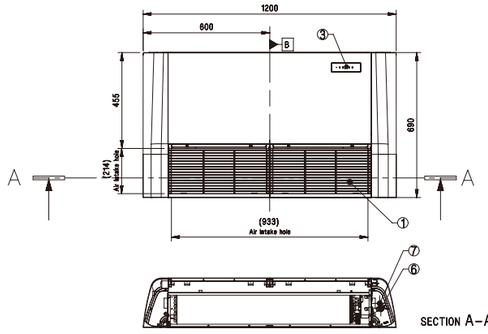

CONSOLE

STANDARD INVERTER (R32)

UQ09 NA0 / UQ12 NA0 / UQ18 NA0

(Unit : mm)

	Part Name
1	Air Suction Grille
2	Remote Controller Signal Reciver
3	Air Discharge Grille
4	Gas Pipe Connection
5	Liquid Pipe Connection
6	Drain Hose Connection
7	Refrigerant / Drain Pipe & Cable Routing Hole
8	Installation Plate
9	Terminal Block for Power Supply & Communication

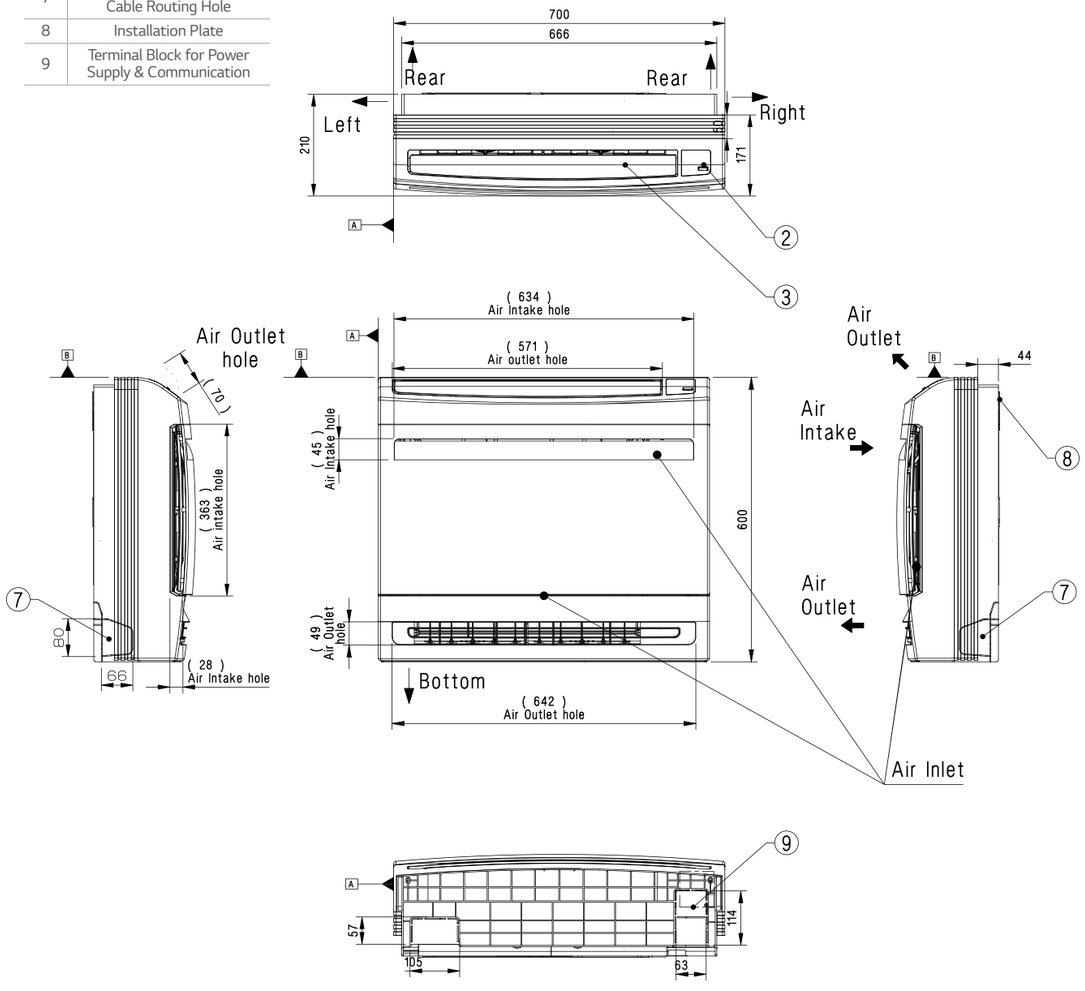

WALL MOUNTED

STANDARD / COMPACT INVERTER (R32)

US30F NR0 / US36F NR0

(Unit : mm)

	Part Name
1	Refrigerant / Drain Pipe and Cabel Routing Hole
2	Installation Plate
3	Drain Hose Connection
4	Terminal Block for Power Supply Communication
5	Display & Remote Controller Signal Receiver
6	Decoration Cover

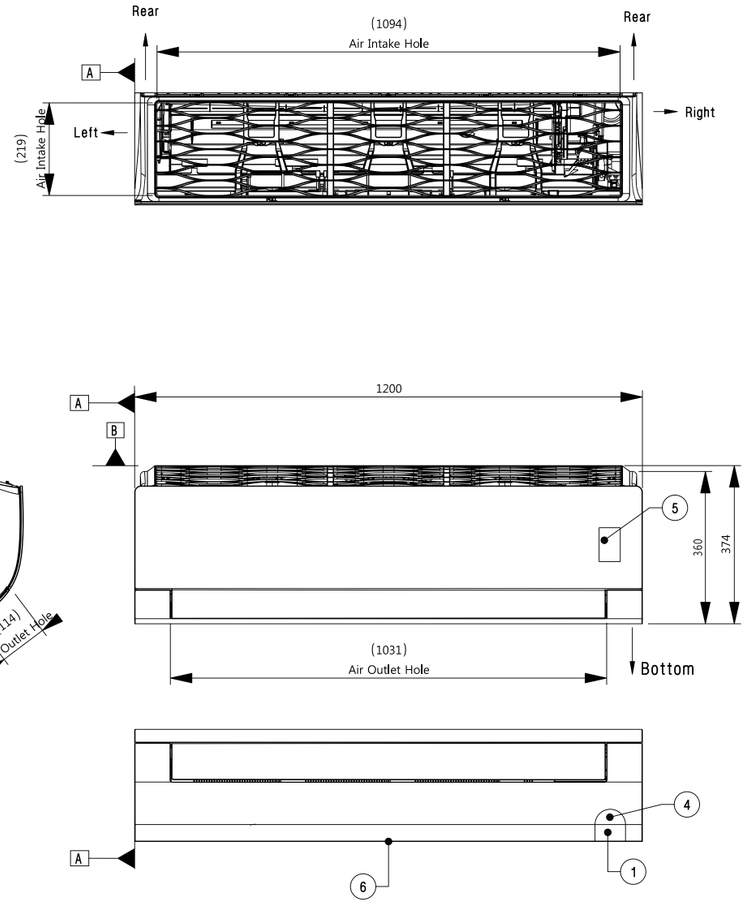

FLOOR STANDING

STANDARD INVERTER (R410A)

UP48 NT2

(Unit : mm)

	Part Name
1	Front Air Discharge Grille
2	Display & Single Receiver
3	Air Suction Grille

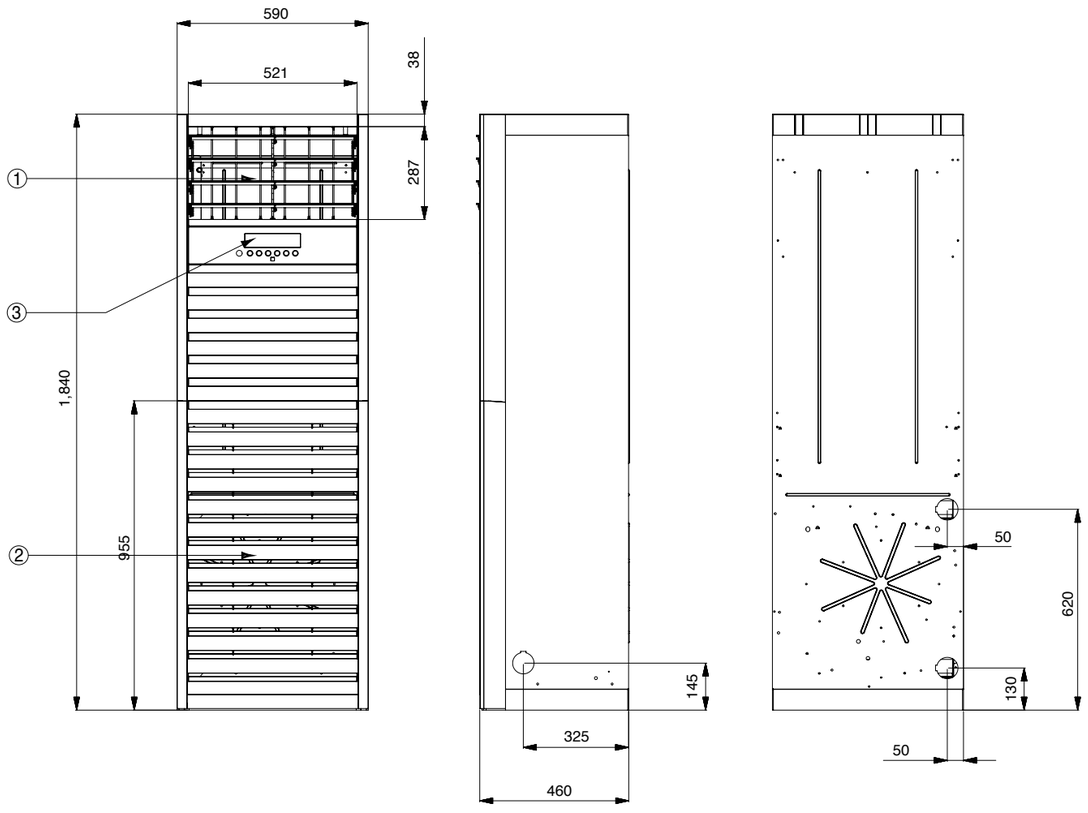

UNIVERSAL OUTDOOR

HIGH / STANDARD / COMPACT INVERTER (R32)

UUA1 UL0

(Unit : mm)

	Part Name
1	Air Outlet
2	Control Cover & SVC Valve Cover
3	Power and Communication Cable Connection
4	Gas Pipe Connection
5	Liquid Pipe Connection
6	Power and Communication Cable Routing hole
7	Refrigerant Pipe Routing Hole
8	Handle
9	Intake Air Temperature Sensor Cover

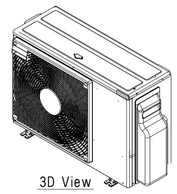

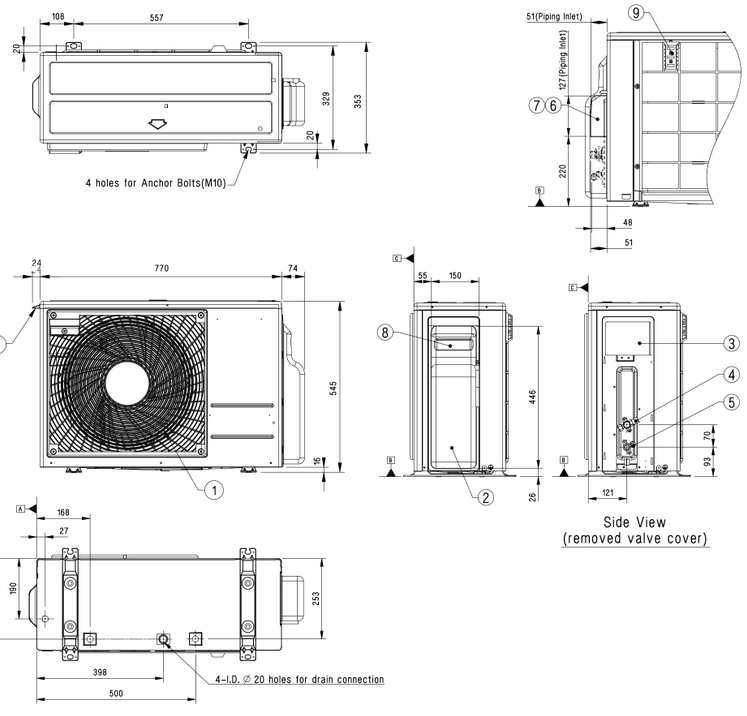

UNIVERSAL OUTDOOR

HIGH / STANDARD / COMPACT INVERTER (R32)

UUB1 U20

(Unit : mm)

	Part Name
1	Air Outlet
2	Control Cover & SVC Valve Cover
3	Power and Communication Cable Connection
4	Gas Pipe Connection
5	Liquid Pipe Connection
6	Handle
7	Intake Air Temperature Sensor Cover

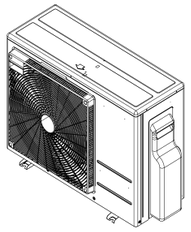

3D View

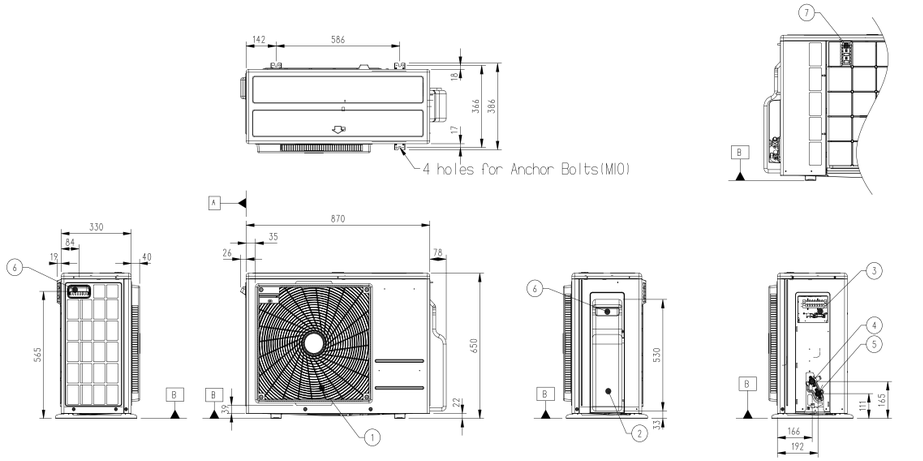

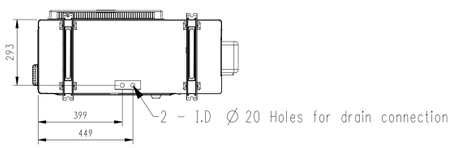

UNIVERSAL OUTDOOR

HIGH / STANDARD / COMPACT INVERTER (R32)

UUC1 U40

(Unit : mm)

	Part Name
1	Air Outlet
2	Power and Communication Cable Hole
3	Gas Pipe Connection
4	Liquid Pipe Connection
5	Handle
6	Pipe Routing Hole (Front)
7	Pipe Routing Hole (Side)
8	Pipe Routing Hole (Back)



3D View

UNIVERSAL OUTDOOR

STANDARD INVERTER (R32)

UUD1 U30 / UUD3 U30

(Unit : mm)

	Part Name
1	Air Outlet
2	Power and Communication Cable Hole
3	Gas Pipe Connection
4	Liquid Pipe Connection
5	Handle
6	Pipe Routing Hole (Front)
7	Pipe Routing Hole (Side)
8	Pipe Routing Hole (Back)

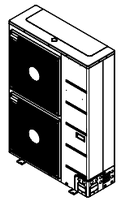

3D View

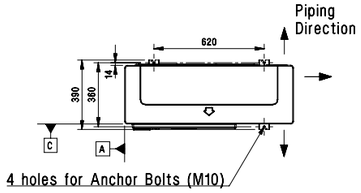

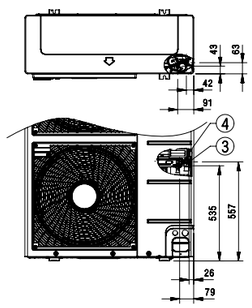

Piping connection port

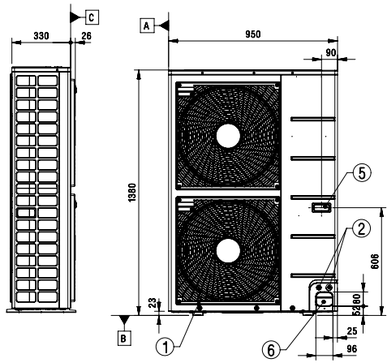

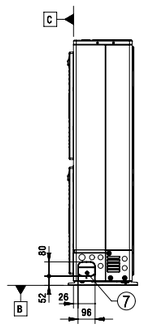

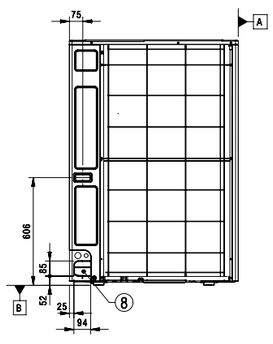

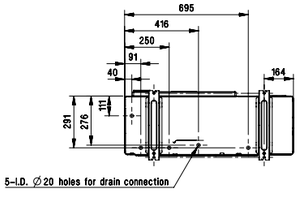

UNIVERSAL OUTDOOR

STANDARD INVERTER (R410A)

UU48WR U30 / UU49WR U30

(Unit : mm)

	Part Name
1	Air Outlet
2	Power and Communication Cable Hole
3	Gas Pipe Connection
4	Liquid Pipe Connection
5	Handle
6	Pipe Routing Hole (front)
7	Pipe Routing Hole (side)
8	Pipe Routing Hole (back)

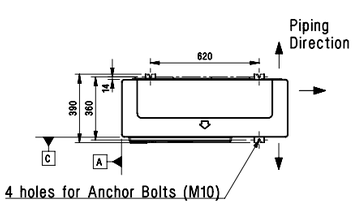



3D View

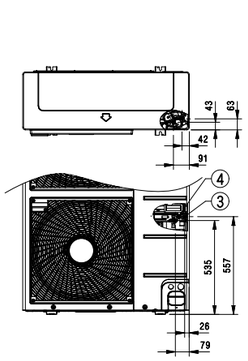

Piping connection port

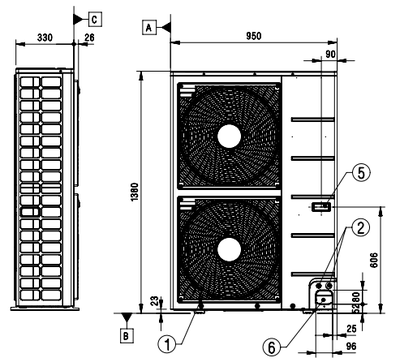

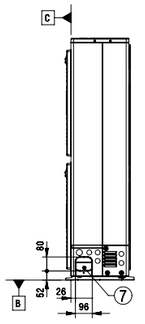

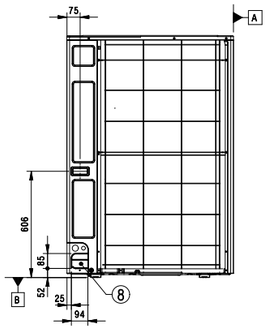

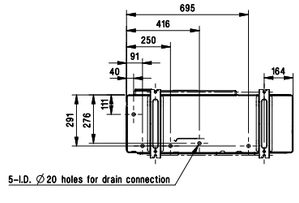

UNIVERSAL OUTDOOR

STANDARD INVERTER (R410A)

UU70W U34

(Unit : mm)

	Part Name
1	Air Discharge Grille
2	Gas Pipe Connection
3	Liquid Pipe Connection
4	Power & Transmission Connection

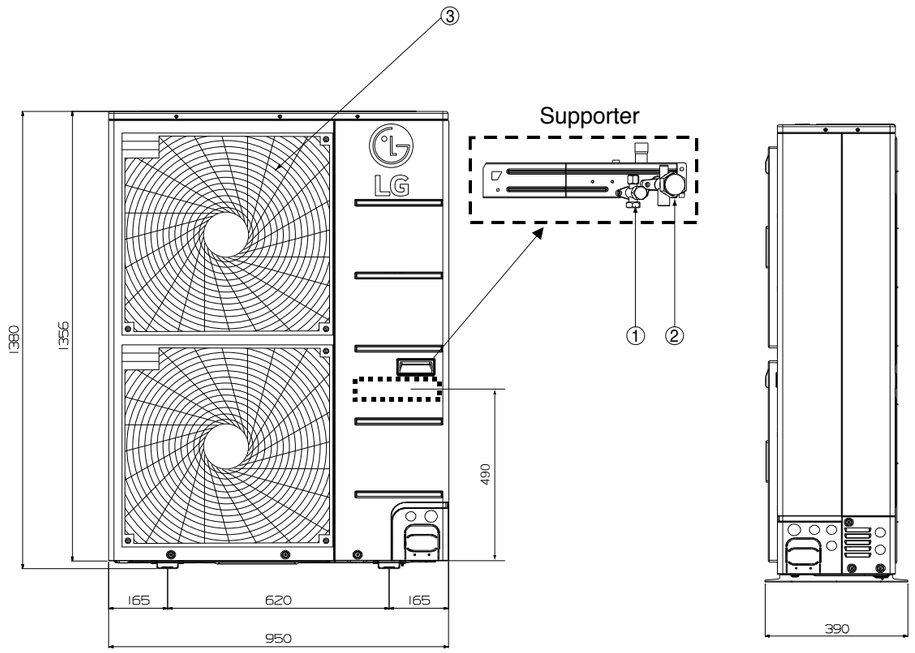

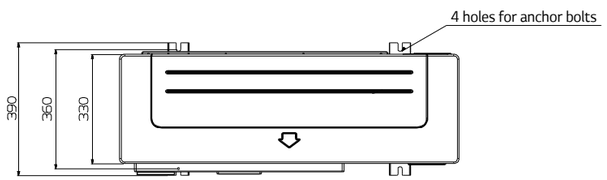

UNIVERSAL OUTDOOR

STANDARD INVERTER (R410A)

UU85W U74

(Unit : mm)

	Part Name
1	Gas Piping Connection
2	Liquid Piping Connection
3	Air Inlet
4	Air Outlet
5	Drain Hole
6	Power and Communication Cable Hole
7	Power and Communication Cable Hole
8	Power and Communication Cable Hole

