MULTI SPLIT



LINE - UP

R32 INDOOR / OUTDOOR UNITS

○ Single Only ○● Compatible ● Multi Only

KBTU/H			5	7	9	12	15	18	24
KW			1.5	2.1	2.6	3.5	4.2	5.3	7.0
Wall Mounted	ARTCOOL Gallery	R32			● MA09R NF1	● MA12R NF1			
	ARTCOOL Mirror	R32 Wi-Fi		● AM07BP NSJ	○● AC09BQ NSJ	○● AC12BQ NSJ		○● AC18BQ NSK	○● AC24BQ NSK
	ARTCOOL Silver	R32 Wi-Fi			○● AC09SQ NSJ	○● AC12SQ NSJ		○● AC18SQ NSK	
	Air - Purification	R32 Wi-Fi NEW			○● AP09RT NSJ	○● AP12RT NSJ			
	Deluxe	R32 Wi-Fi		● DM07RP NSJ	○● DC09RQ NSJ	○● DC12RQ NSJ		○● DC18RQ NSK	○● DC24RQ NSK
	Standard Plus	R32 Wi-Fi	● PM05SP NSJ	● PM07SP NSJ	○● PC09SQ NSJ	○● PC12SQ NSJ	● PM15SP NSJ	○● PC18SQ NSK	○● PC24SQ NSK
		R32 Wi-Fi	● MJ05PC NSJ	● MJ07PC NSJ	● MJ09PC NSJ	● MJ12PC NSJ	● MJ15PC NSJ	● MJ18PC NSK	● MJ24PC NSK
	Standard 2	R32 Wi-Fi NEW		● MS07ET NSJ	○● S09ET NSJ	○● S12ET NSJ		○● S18ET NSK	○● S24ET NSK
Ceiling Mounted Cassette	1 Way Cassette	R32			● MT09R NU1	● MT11R NU1			
	4 Way Cassette	R32 NEW	● MT06R NR0	● MT08R NR0	○● CT09F NR0	○● CT12F NR0		○● CT18F NQ0	○● CT24F NB0
Ceiling Concealed Duct	Mid / High Static Pressure	R32 NEW						○● CM18F N10	○● CM24F N10
	Low Static Pressure	R32 NEW			○● CL09F N50	○● CL12F N50		○● CL18F N60	
		R32 NEW							○● CL24F N30

KBTU/H		14	16	18	21	24	27	30
KW		4.1	4.7	5.3	6.2	7.0	7.9	8.8
Multi		MU2R15 UL0 2-port	MU2R17 UL0 2-port	NEW MU3R19 U21 3-port	NEW MU3R21 U21 3-port	NEW MU4R25 U21 4-port	MU4R27 U40 4-port	MU5R30 U40 5-port

※ All indoor units are compatible with R410A outdoor units.

R410A INDOOR / OUTDOOR UNITS

KBTU/H		5	7	9	12	15	18	24
KW		1.5	2.1	2.6	3.5	4.2	5.3	7.0
Ceiling & Floor Convertible				● CV09 NE2	● CV12 NE2			
Console				● CQ09 NA0	● CQ12 NA0		● CQ18 NA0	

KBTU/H		40	48	56
KW		11.7	14.1	16.4
Multi	Multi Piping	NEW MU5M40 U44 5-port		
	Distribution Box	NEW FM40AH U34 / FM41AH U34 7-IDU	NEW FM48AH U34 / FM49AH U34 8-IDU	NEW FM56AH U34 / FM57AH U34 9-IDU

FEATURE OVERVIEW

REFRIGERANT		R32							R410A			
TYPE		MULTI PIPING							DB BOX TYPE			
kBtu/h		14	16	18	21	24	27	30	40	40	48	56
kW		4.1	4.7	5.3	6.2	7.0	7.9	8.8	11.7	11.7	14.1	16.4
Energy Efficiency	BLDC Comp & Fan Motor	●	●	●	●	●	●	●	●	●	●	●
	Eurovent Certification	●	●	●	●	●	●	●	●	●	●	●
	Variable Voltage Control			●	●	●	●	●	●	●	●	●
	Wide Louver Plus Fin	●	●	●	●	●	●	●	●	●	●	●
	Optimized Heat Exchanger Path	●	●	●	●	●	●	●	●	●	●	●
	Power Saving Start up			●	●	●	●	●	●	●	●	●
	Peak Current Control	●	●	●	●	●	●	●	●	●	●	●
	Standby Mode	●	●	●	●	●	●	●				
	Mode Lock	●	●	●	●	●	●	●	●	●	●	●
Durability	R1 Compressor								●	●	●	●
	Twin Rotary Compressor	●	●	●	●	●	●	●				
	Smart Sensor Pressure Control			●	●	●	●	●	●	●	●	●
	Black Fin Heat Exchanger	●	●	●	●	●	●	●	●	●	●	●
Comfort & Convenience	Fast Cooling & Heating			●	●	●	●	●	●	●	●	●
	Night Silent Operation	●	●	●	●	●	●	●	●	●	●	●
	Wiring Error Check	●	●	●	●	●	●	●	●	●	●	●
	LG MV	●	●	●	●	●	●	●	●	●	●	●
	PI-485 Connection			●	●	●	●	●	●	●	●	●
	Forced Cooling Operation	●	●	●	●	●	●	●	●	●	●	●

KEY FEATURES

PERFECT SOLUTION
FOR MULTIPLE ROOMS



Energy Efficiency | Extreme Durability | Comfort and Convenience

LG's Multi Split system provides powerful, efficient cooling and heating with two, three, four, or up to nine indoor units operating from a single outdoor unit.
LG's advanced inverter technology offers powerful performance while consuming less energy and floor space than that of indivudual single split sytems.



ENERGY EFFICIENCY



Powerful Brushless Direct Current Motor (BLDC) Compressor

LG air conditioners are equipped with a BLDC Inverter Twin Rotary Compressor that uses a neodymium magnetic core. The compressor has high efficiency and superior reliability, because it is excellent in controlling the operating speed depending on the load. With improved efficiency as compared to standard AC inverter products, this compressor is optimized for outdoor load changes and seasonal efficiency.

• Operation Range

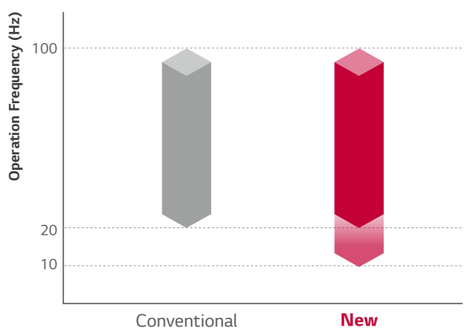

• Motor Efficiency

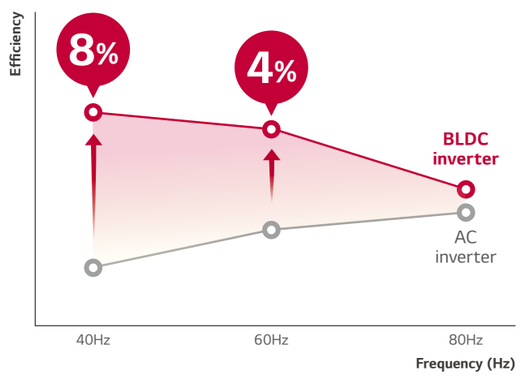

ENERGY EFFICIENCY

Enhanced Heat Exchange

Wide Louver Plus fin technology increases 11% of full load heating performance and 6% of COP compared to conventional fin. It can slow down frosting of heat exchanger and postpone the start of defrosting operation.

• Heating Operation at Defrost Condition

It can slow down frosting of heat exchanger and postpone the start of defrosting operation.

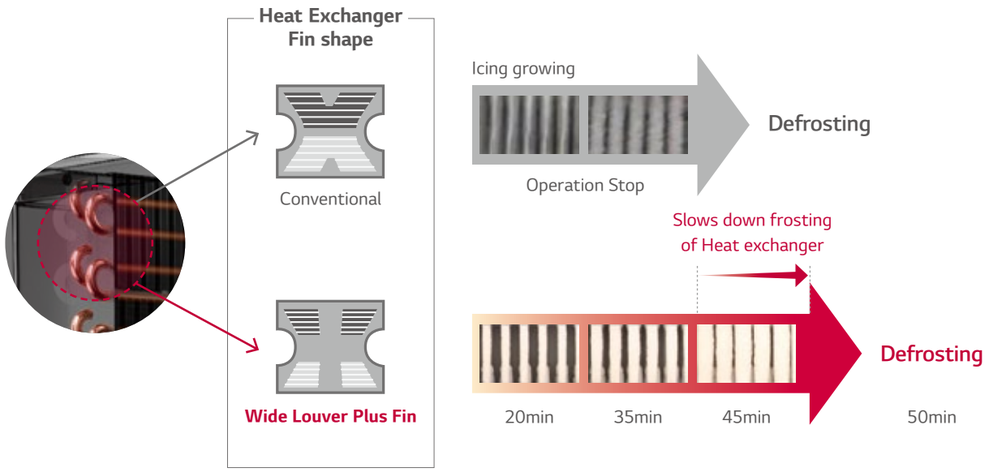

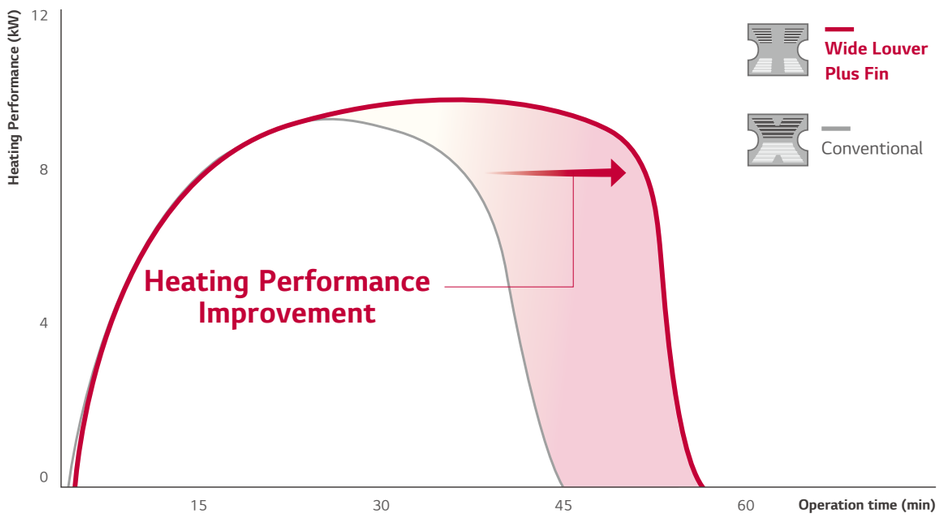

※ LG Internal test data

ENERGY EFFICIENCY

Power Saving Start Up

LG commercial air conditioners will automatically alter the temperature of discharge air by controlling their refrigerant temperature based on the difference between the indoor temperature and the target indoor temperature. During cooling operation, evaporating temperature will increase if the temperature difference reduces. This allows for enhanced comfort and reduced energy consumption.

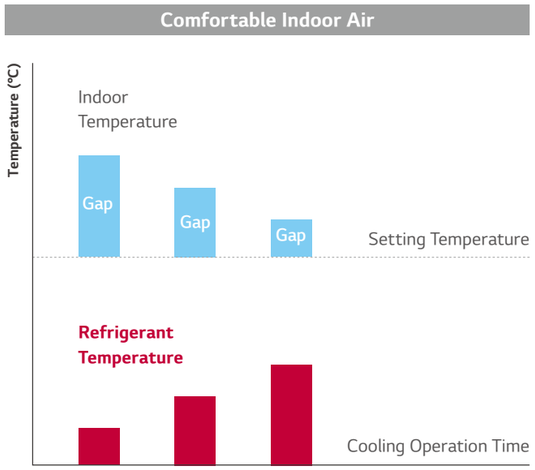

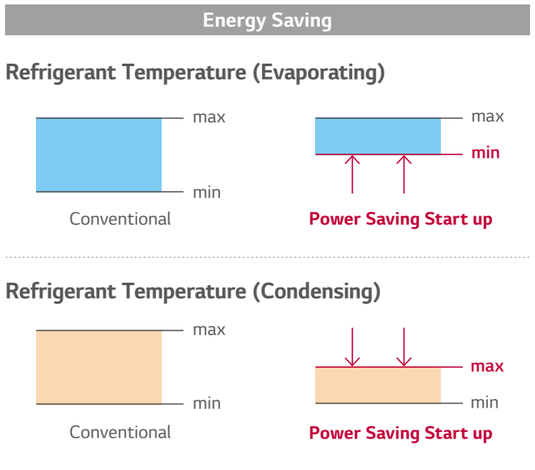

Mode Lock

Set the operation mode to either cooling-only or heating-only; either by adjusting the wired remote controller or setting the DIP switch to avoid combined use of cooling and heating. (Some models need wired remote controller for mode lock function according to feature overview table)

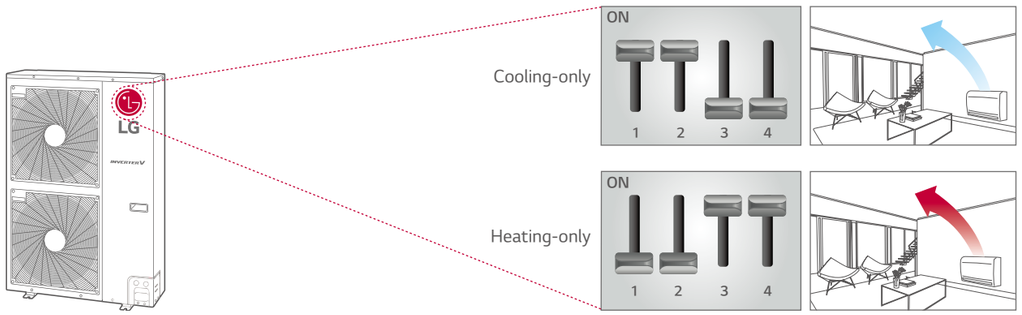

ENERGY EFFICIENCY

Peak Current Control

The peak current control function keeps the air conditioner from running at the maximum level while maintaining current system setting, in order to reduce energy consumption. This function allows for reduced energy costs during the peak energy use periods when energy fees are higher.

- **How to set dip switch**

STEP 1

Max power consumption : 1.9 kW

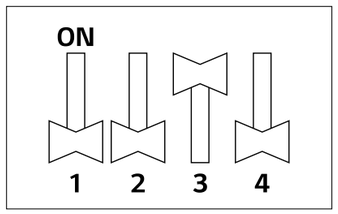

STEP 2

Max power consumption : 1.7 kW

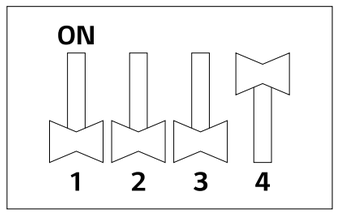

※ Full Load consumption : 2.5kW
※ 7.0kW model
※ LG Internal test result

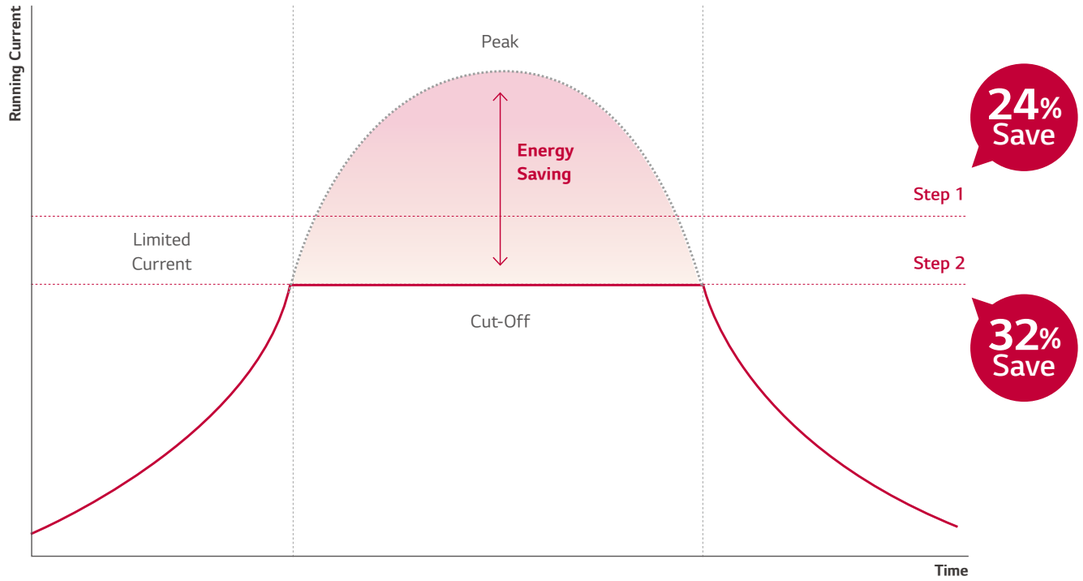

※ When using Peak current control, the cooling capaciy may not be sufficient.
※ 7.0kW model
※ LG Internal test result

EXTREME DURABILITY

Product durability is attested by a 10-year compressor warranty.



Product Safety & Durability Reassured

- Improved BLDC Inverter Twin Rotary compressor
- Smart Sensor
- Black Fin Heat Exchanger

Improved BLDC Inverter Dual Inverter Compressor

Parts of BLDC Inverter Twin Rotary Compressor have been improved to allow a longer life span.

Suction Optimization
Reduced suction loss and improving oil collection through the optimization of suction path.

Flow Optimization
Reduced oil inflow by increasing the length of oil discharge pipe, leading to a sufficient oil quantity inside compressor hence preventing compressor abrasion.

Surface Coating
Shaft coating and polishing has been improved.

Concentrated Winding Motor
- Oil path area is improved by over 50% by increasing the extra stator cavity.
- Due to this, caloric value of motor is reduced, improving the cooling function of stator coil.

Twin Rotary Rotor
- Upper and lower part rotor offset imbalance in shaft rotor rotation. Max Torque has been decreased by 45% compared to single rotor.
- Vibration and noise is also reduced.

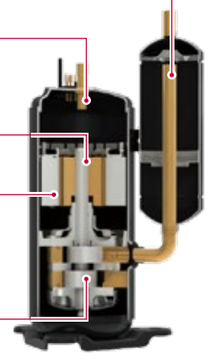

Twin Rotary Inverter Compressor

Pressure Control Technology by Smart Sensor

Quicker and more reliable operation made possible by pressure control technology.

- **Field Failure Rate of Outdoor Unit**



※ LG Internal result
※ FFR Period : 2 years before / after applying pressure sensor

Smart Sensor



Directly Sensing refrigerant pressure ▶ Operate Compressor

Quick and Precise sensing enables reliable operation

EXTREME DURABILITY

Corrosion Resistance Black Fin

The black coating with enhanced epoxy resin is applied for strong protection from various corrosive external conditions such as salt contamination and air pollution including fumes from factories.

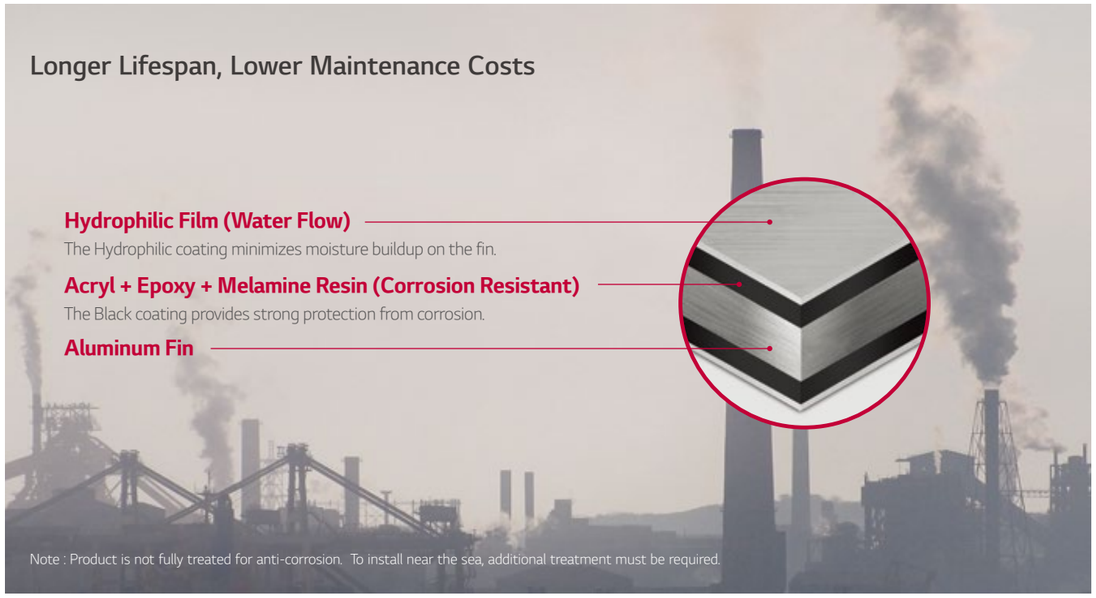

SST (Salt Spray Test)

Test Process

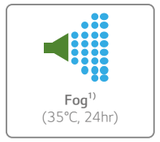

× Process repeated

Test process is conducted according to ISO 9227.
1) Salty water concentration : NaCl aqueous solution (5%)

Test Result (5% Area of defects compared to initial)



100% copper material to prevent corrosion & refrigerant leakage

CCT (Cyclic Corrosion Test)

Test Process

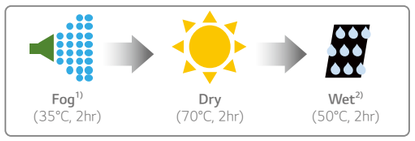

× Process Repeated

Test process is conducted according to ISO 14933.
1) Salty water concentration : NaCl aqueous solution (5%)
※ Dry condition changed : 60°C, 4hr → 70°C, 2hr
2) Deionized water

Test Result (5% Area of defects compared to initial)



100% copper material to prevent corrosion & refrigerant leakage

EXTREME DURABILITY

R1 Compressor



Shaft-through Structure & Support both ends of shaft
- Solid compressor operation assuring higher durability

Extended Operation Range (Max 150Hz)
- Higher Heating Performance

Centrifugal oil return & Oil separating guide for oil discharge reduction
- Higher Energy Efficiency (*SEER 22% ↑)

Bottom Compression & Simple Structure
- Lower Noise & Vibration (**Max 4dB(A) ↓)
- Less Weight (**20% ↓)
- Superior Reliability

R1 Compressor™

* LG Internal test result, Based on single split 10 kW Cassette
** LG Internal test result, Based on conventional compressor (Rotary type GPT442M)
※ R1 Compressor application
Model : 40-56k (7 models)

EXTREME DURABILITY

Revolutionary Scroll Compressor

Revolutionary Scroll Compressor is applied for high-efficiency and reliability. This type of compressor is more advanced compared to the conventional one. Especially tilting motion of scroll has been improved. Further, the operation range is improved compared to the conventional type.

- Scroll compressor with simple structure
- High efficiency (Low load at low speed / total efficiency)
- Low noise (High speed possible)
- Improved Tilting Motion of scroll
- 20% weight reduction (vs. Conventional compressor)

※ Applied Model : 40~56k (7 models)

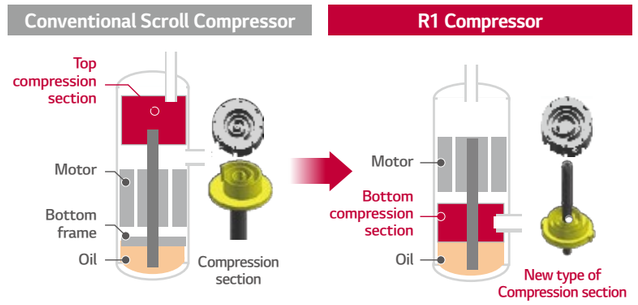

• Seasonal energy efficiency

SEER 22%, SCOP 5% improvement (vs. Rotary)

※ Multi 40k

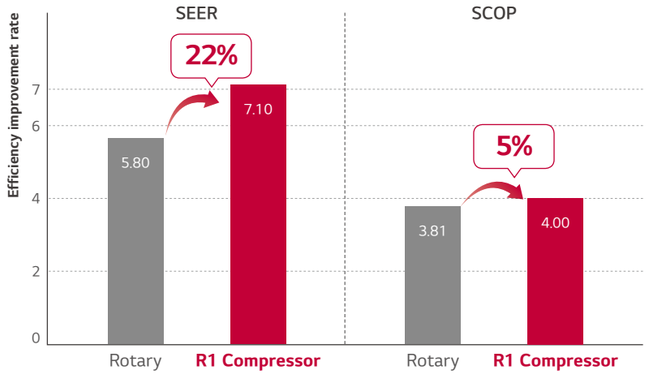

• Wide Operation Range

- Optimized for various cooling & heat load operation
- World best compressor speed (Up to 150 Hz)
- Optimized for even low load operation (Down to 10 Hz) (Efficiency increases / Improved comfort)

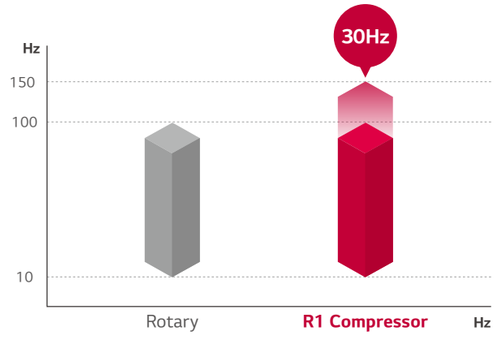



COMFORT AND CONVENIENCE

LG air conditioners are designed to provide users with maximum levels of comfort and professionals with easy, efficient installation capabilities.

- Fast cooling and heating
- Night Silent operation
- Easy installation and maintenance

Fast Cooling & Heating

Pressure control takes less time to reach the desired temperature up to 30% in cooling and 44% in heating with high level of accuracy and stability.

• Cooling

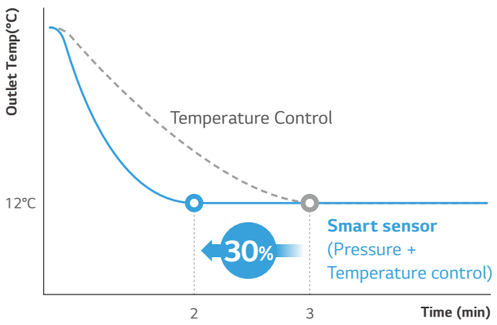

• Heating

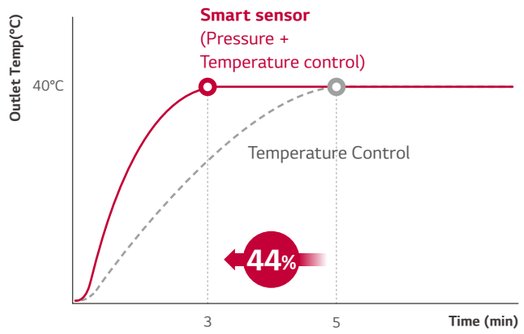

※ LG Internal test result

COMFORT AND CONVENIENCE

Night Silent Operation

Night Silent Operation can reduce noise levels at night time by simply setting the dip switch on the PCB of the outdoor unit.

Cooling Mode

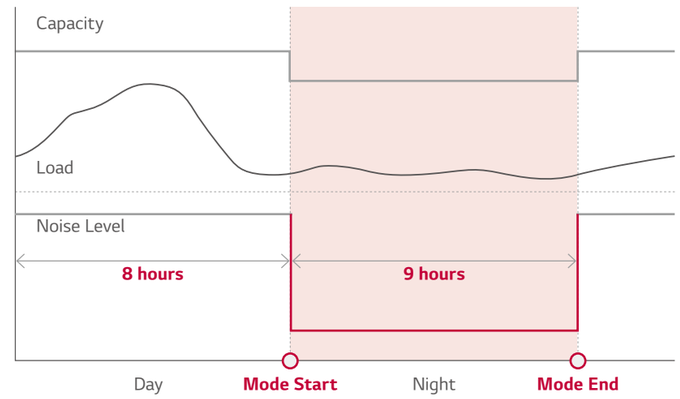

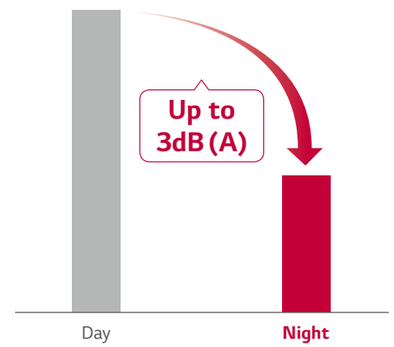

※ This function is only available for Cooling Mode.
※ If you want to stop the Night Quiet Mode, Change the Dip Switch.

Wiring Error Check

Installers can check whether the transmission cable has been connected correctly by using the wiring error check function. The wiring error check function can reduce the time taken to check for transmission cable errors.

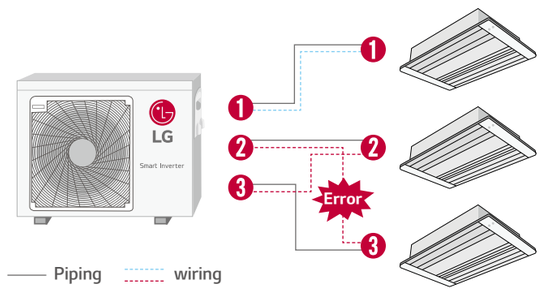

※ How to set dip switch

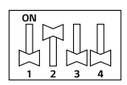

• LED Result

- If the wiring is correct, the Green LED will light up.
- If the wiring is wrong, display as below.
  - Red LED : Piping Number
  - Green LED : Wiring Number (Room)

Ex) If the Red LED blinks twice and the Green LED blinks 3 times, 2nd pipe is connected to 3rd room

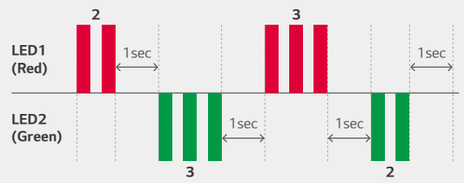

QUIET OPERATION

Advanced Grille & Fan

The improved grille shape design on the outdoor unit helps to distribute air more efficiently which improves heat exchange and reduces the noise level. The new axial Fan has a thick front edge and a smooth rear edge, thus providing not only high efficiency, low noise, wide fan, but also improving the air flow rate.

Grille



Fan Type 1

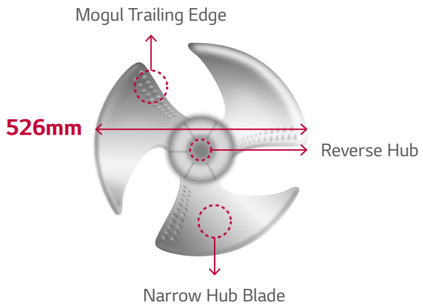

Fan Type 2

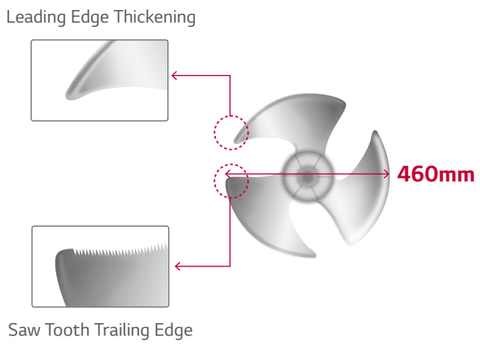

COMFORT AND CONVENIENCE

LG MV (Monitoring View)

LG MV helps engineers to inspect and monitor air conditioning units easily.



Mobile MV



PC based LGMV
(for service)



LGMV module
(for service)



Operation Information



Cycle View

- IDU & ODU Information
- Cycle & Valves
- Sensors & Electricity
- Cycle Diagram
- Actuator Information

Forced Cooling Operation

The forced cooling operation allows refrigerant to be recharged or pumped down, regardless of the indoor temperature.
More importantly this function can be used when indoor units are being moved or repaired.

Recharging

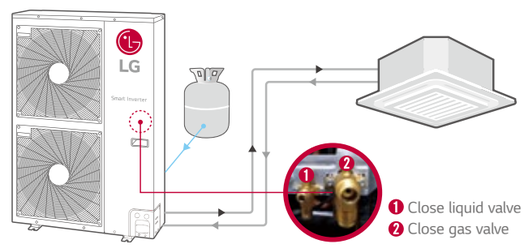

Pump Down

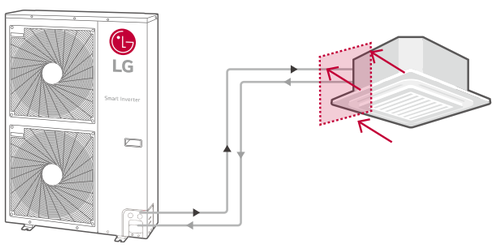

R32
MULTI SPLIT

OUTDOOR UNITS

MU2R15
MU2R17

(Unit : mm)

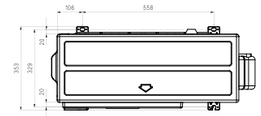



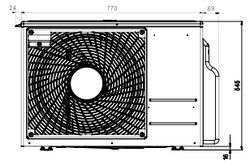

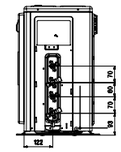

LG participates in the ECP programme for EUROVENT AC program.
Check ongoing validity of certification
: www.eurovent-certification.com

OUTDOOR UNITS				MU2R15 UL0	MU2R17 UL0
Compressor	Type			Twin Rotary	Twin Rotary
Capacity *	Cooling	Min / Nom / Max	kW	0.9 / 4.1 / 4.7	0.9 / 4.7 / 5.4
	Heating	Min / Nom / Max	kW	1.0 / 4.7 / 5.4	1.0 / 5.3 / 5.7
Low Temperature Capacity	Heating -7°C	Max	kW	3.3	3.7
Power Input *	Cooling	Min / Nom / Max	kW	0.2 / 1.0 / 1.4	0.2 / 1.3 / 1.7
	Heating	Min / Nom / Max	kW	0.2 / 1.1 / 1.4	0.2 / 1.3 / 1.6
Running Current	Cooling	Min / Nom / Max	A	1.1 / 4.6 / 6.4	1.1 / 5.6 / 7.9
	Heating	Min / Nom / Max	A	1.1 / 4.9 / 6.6	1.1 / 5.5 / 7.6
EER				4.14	3.75
COP				4.38	4.22
SEER				8.50	7.80
SCOP				4.20	4.20
Pdesign (@-10°C)			kW	4.10	4.10
Seasonal Energy Label	Cooling / Heating (A+++ to D Scale)			A+++ / A+	A++ / A+
Annual Energy Consumption	Cooling / Heating			169 / 1,367	210 / 1,367
Airflow Rate	Nom		m^3/min	28.2	28.2
Sound Pressure	Cooling	Nom	dB(A)	48	48
	Heating	Nom	dB(A)	51	51
Sound Power	Cooling	Max	dB(A)	61	63
Dimensions	W x H x D		mm	770 x 545 x 288	770 x 545 x 288
Net Weight			Kg	36	36
Refrigerant	Type			R32	R32
	Charge		Kg	1.1	1.1
	Additional Charge		g/m	20	20
	GWP			675	675
	t-CO_2 eq			0.74	0.74
Operation Range (Outdoor)	Cooling	Min / Max	°C DB	-10 / 48	-10 / 48
	Heating	Min / Max	°C WB	-18 / 18	-18 / 18
Power Supply			Ø, V, Hz	1, 220-240, 50	1, 220-240, 50
Power Supply Cable			No. x mm^2	3C x 2.5	3C x 2.5
Transmission Cable			No. x mm^2	4C x 0.75	4C x 0.75
Circuit Breaker			A	15	15
Piping Length Total			m	30	30
Piping Length per Branch		Max	m	20	20
Piping Elevation Difference	IDU - ODU	Max	m	15	15
	IDU - IDU	Max	m	7.5	7.5
Piping Connection	Liquid		mm (inch) x No.	Ø6.35 (1/4) x 2	Ø6.35 (1/4) x 2
	Gas		mm (inch) x No.	Ø9.52 (3/8) x 2	Ø9.52 (3/8) x 2

Notes :
1. Capacities are based on the following conditions:
   Cooling : - Indoor Temperature 27°C (80.6°F) DB / 19°C (66.2°F) WB - Outdoor Temperature 35°C (95°F) DB / 24°C (75.2°F) WB
   Heating : - Indoor Temperature 20°C (68°F) DB / 15°C (59°F) WB - Outdoor Temperature 7°C (44.6°F) DB / 6°C (42.8°F) WB
   Piping Length - Interconnecting Piping Length 7.5m - Level Difference of Zero.
2. * : See page "Combination Table".
3. Due to our policy of innovation some specifications may be changed without notification.
4. At least two indoor units should be connected
5. Minimum combination ratio should be more than 40%.
6. This product contains fluorinated greenhouse gases (R32)

OUTDOOR UNITS

MU3R19
MU3R21
MU4R25

(Unit : mm)

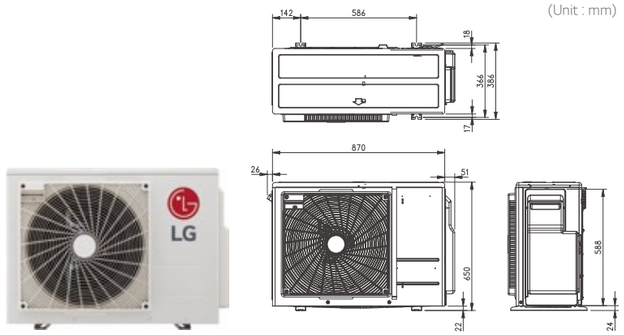

OUTDOOR UNITS				MU3R19 U21	MU3R21 U21	MU4R25 U21
Compressor	Type			Twin Rotary	Twin Rotary	Twin Rotary
Capacity *	Cooling	Min / Nom / Max	kW	1.1 / 5.3 / 6.3	1.1 / 6.2 / 7.3	1.1 / 7.0 / 8.5
	Heating	Min / Nom / Max	kW	1.2 / 6.3 / 7.3	1.2 / 7.0 / 7.8	1.2 / 8.1 / 9.1
Low Temperature Capacity	Heating -7°C	Max	kW	5.2	5.5	5.9
Power Input *	Cooling	Min / Nom / Max	kW	0.3 / 1.1 / 2.0	0.3 / 1.4 / 2.5	0.3 / 1.8 / 2.8
	Heating	Min / Nom / Max	kW	0.3 / 1.3 / 2.0	0.3 / 1.5 / 2.4	0.3 / 1.8 / 2.9
Running Current	Cooling	Min / Nom / Max	A	1.3 / 5.0 / 9.2	1.3 / 6.5 / 11.1	1.3 / 8.0 / 12.6
	Heating	Min / Nom / Max	A	1.3 / 5.7 / 9.2	1.3 / 6.9 / 10.8	1.3 / 8.3 / 12.9
EER				4.75	4.28	4.00
COP				5.00	4.60	4.40
SEER				8.50	8.50	8.00
SCOP				4.40	4.40	4.40
Pdesign (@-10°C)			kW	5.20	5.20	5.40
Seasonal Energy Label	Cooling / Heating (A+++ to D Scale)			A+++ / A+	A+++ / A+	A++ / A+
Annual Energy Consumption	Cooling / Heating			217 / 1,655	253 / 1,655	308 / 1,718
Airflow Rate	Nom		m^3/min	50	50	50
Sound Pressure	Cooling	Nom	dB(A)	48	49	50
	Heating	Nom	dB(A)	53	54	54
Sound Power	Cooling	Max	dB(A)	63	64	66
Dimensions	W x H x D		mm	870 × 650 × 330	870 × 650 × 330	870 × 650 × 330
Net Weight			Kg	46	46	46.2
Refrigerant	Type			R32	R32	R32
	Charge		Kg	1.4	1.4	1.4
	Additional Charge		g/m	20	20	20
	GWP			675	675	675
	t-CO_2 eq			0.945	0.945	0.945
Operation Range (Outdoor)	Cooling	Min / Max	°C DB	-10 ~ 48	-10 ~ 48	-10 ~ 48
	Heating	Min / Max	°C WB	-18 ~ 18	-18 ~ 18	-18 ~ 18
Power Supply			Ø, V, Hz	1, 220-240, 50	1, 220-240, 50	1, 220-240, 50
Power Supply Cable			No. x mm^2	3C × 2.5	3C × 2.5	3C × 2.5
Transmission Cable			No. x mm^2	4C × 0.75	4C × 0.75	4C × 0.75
Circuit Breaker			A	20	20	20
Piping Length Total			m	50	50	70
Piping Length per Branch		Max	m	25	25	25
Piping Elevation Difference	IDU - ODU	Max	m	15	15	15
	IDU - IDU	Max	m	7.5	7.5	7.5
Piping Connection	Liquid		mm (inch) x No.	Ø6.35 (1/4) × 3	Ø6.35 (1/4) × 3	Ø6.35 (1/4) × 4
	Gas		mm (inch) x No.	Ø9.52 (3/8) × 3	Ø9.52 (3/8) × 3	Ø9.52 (3/8) × 4

※ This Product is avable from Apr.2020

Notes :
1. Capacities are based on the following conditions:
   Cooling : - Indoor Temperature 27°C (80.6°F) DB / 19°C (66.2°F) WB - Outdoor Temperature 35°C (95°F) DB / 24°C (75.2°F) WB
   Heating : - Indoor Temperature 20°C (68°F) DB / 15°C (59°F) WB - Outdoor Temperature 7°C (44.6°F) DB / 6°C (42.8°F) WB
   Piping Length - Interconnecting Piping Length 7.5m - Level Difference of Zero.
2. * : See page "Combination Table".
3. Due to our policy of innovation some specifications may be changed without notification.
4. At least two indoor units should be connected
5. Minimum combination ratio should be more than 40%.
6. This product contains fluorinated greenhouse gases (R32)

R32 MULTI SPLIT SPECIFICATION

OUTDOOR UNITS

MU4R27
MU5R30

(Unit : mm)

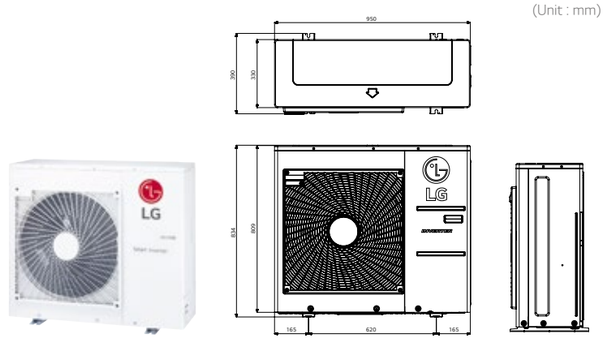

LG participates in the ECP programme for EUROVENT AC program.
Check ongoing validity of certification
: www.eurovent-certification.com

OUTDOOR UNITS				MU4R27 U40	MU5R30 U40
Compressor	Type			Twin Rotary	Twin Rotary
Capacity *	Cooling	Min / Nom / Max	kW	1.3 / 7.9 / 9.5	1.3 / 8.8 / 10.6
	Heating	Min / Nom / Max	kW	1.5 / 9.1 / 10.6	1.5 / 10.1 / 12.1
Low Temperature Capacity	Heating -7°C	Max	kW	6.4	7.1
Power Input *	Cooling	Min / Nom / Max	kW	0.4 / 1.8 / 2.9	0.4 / 2.0 / 3.4
	Heating	Min / Nom / Max	kW	0.6 / 2.1 / 3.4	0.6 / 2.2 / 3.6
Running Current	Cooling	Min / Nom / Max	A	1.9 / 8.1 / 13.1	1.9 / 9.1 / 15.2
	Heating	Min / Nom / Max	A	2.8 / 9.4 / 15.3	2.8 / 9.7 / 16.3
EER				4.39	4.40
COP				4.39	4.70
SEER				8.00	8.20
SCOP				4.20	4.20
Pdesign (@-10°C)			kW	7.00	7.40
Seasonal Energy Label	Cooling / Heating (A+++ to D Scale)			A++ / A+	A++ / A+
Annual Energy Consumption	Cooling / Heating			346 / 2,333	376 / 2,467
Airflow Rate	Nom		m^3/min	60	60
Sound Pressure	Cooling	Nom	dB(A)	50	50
	Heating	Nom	dB(A)	54	54
Sound Power	Cooling	Max	dB(A)	65	66
Dimensions	W x H x D		mm	950 x 834 x 330	950 x 834 x 330
Net Weight			Kg	61	61
Refrigerant	Type			R32	R32
	Charge		Kg	2.3	2.6
	Additional Charge		g/m	20	20
	GWP			675	675
	t-CO_2 eq			1.55	1.76
Operation Range (Outdoor)	Cooling	Min / Max	°C DB	-10 / 48	-10 / 48
	Heating	Min / Max	°C WB	-18 / 18	-18 / 18
Power Supply			Ø, V, Hz	1, 220-240, 50	1, 220-240, 50
Power Supply Cable			No. x mm^2	3C x 2.5	3C x 2.5
Transmission Cable			No. x mm^2	4C x 0.75	4C x 0.75
Circuit Breaker			A	25	25
Piping Length Total			m	70	75
Piping Length per Branch		Max	m	25	25
Piping Elevation Difference	IDU - ODU	Max	m	15	15
	IDU - IDU	Max	m	7.5	7.5
Piping Connection	Liquid		mm (inch) x No.	Ø6.35 (1/4) x 4	Ø6.35 (1/4) x 5
	Gas		mm (inch) x No.	Ø9.52 (3/8) x 4	Ø9.52 (3/8) x 5

Notes :
1. Capacities are based on the following conditions:
   Cooling : - Indoor Temperature 27°C (80.6°F) DB / 19°C (66.2°F) WB - Outdoor Temperature 35°C (95°F) DB / 24°C (75.2°F) WB
   Heating : - Indoor Temperature 20°C (68°F) DB / 15°C (59°F) WB - Outdoor Temperature 7°C (44.6°F) DB / 6°C (42.8°F) WB
   Piping Length - Interconnecting Piping Length 7.5m - Level Difference of Zero.
2. * : See page "Combination Table".
3. Due to our policy of innovation some specifications may be changed without notification.
4. At least two indoor units should be connected
5. Minimum combination ratio should be more than 40%.
6. This product contains fluorinated greenhouse gases (R32)

WALL MOUNTED

KBTU/H			5	7	9	12	15	18	24
KW			1.5	2.1	2.6	3.5	4.2	5.3	7.0
Wall Mounted	Gallery		-	-	● MA09R NF1	● MA12R NF1	-	-	-
	Mirror		-	● AM07BP NSJ	○● AC09BQ NSJ	○● AC12BQ NSJ	-	○● AC18BQ NSK	○● AC24BQ NSK

ARTCOOL Gallery

INDOOR				MA09R NF1	MA12R NF1
Capacity	Cooling / Heating	Nom	kW	2.6 / 2.9	3.5 / 3.9
Power Input			W x No.	40 x 1	40 x 1
Running Current			A	0.1	0.1
Power Supply			Ø, V, Hz	1, 220-240, 50	1, 220-240, 50
Air Flow Rate		H / M / L	m³/min	7.7 / 5.9 / 4.4	8.9 / 7.3 / 5.6
Sound Pressure	Cooling	H / M / L	dB(A)	38 / 32 / 27	44 / 38 / 32
Sound Power	Cooling		dB(A)	52	54
Dehumidification Rate			l/h	1.2	1.4
Dimensions	Body	W x H x D	mm	600 x 600 x 145	600 x 600 x 145
Net Weight	Body		kg	15.0	15.0
Piping Connections	Liquid		mm (inch)	Ø6.35 (1/4)	Ø6.35 (1/4)
	Gas		mm (inch)	Ø9.52 (3/8)	Ø9.52 (3/8)

ARTCOOL Mirror

INDOOR				AM07BP NSJ	AC09BQ NSJ	AC12BQ NSJ	AC18BQ NSK	AC24BQ NSK
Capacity	Cooling / Heating	Nom	kW	2.1 / 2.3	2.5 / 3.2	3.5 / 3.8	5.0 / 5.8	6.6 / 7.5
Power Input		Nom	W	17	18	19	39	45
Running Current		Nom	A	0.14	0.16	0.17	0.28	0.33
Power Supply			Ø, V, Hz	1, 220-240, 50	1, 220-240, 50	1, 220-240, 50	1, 220-240, 50	1, 220-240, 50
Air Flow Rate		H / M / L	m³/min	8.6 / 7.2 / 5.6	9.2 / 7.4 / 5.6	9.6 / 8.1 / 5.6	14.2 / 11.3 / 9.9	15.2 / 12.7 / 10.2
Sound Pressure	Cooling	H / M / L	dB(A)	35 / 32 / 27	36 / 33 / 27	40 / 35 / 27	44 / 38 / 35	46 / 41 / 36
Sound Power	Cooling		dB(A)	57	57	57	59	65
Dehumidification Rate			l/h	0.9	1.1	1.2	1.9	2.6
Dimension		W x H x D	mm	837 x 308 x 192	837 x 308 x 192	837 x 308 x 192	998 x 345 x 212	998 x 345 x 212
Net weight			kg	9.1	9.9	9.9	13.2	11.6
Piping Connection	Liquid		mm (inch)	Ø6.35 (1/4)	Ø6.35 (1/4)	Ø6.35 (1/4)	Ø6.35 (1/4)	Ø6.35 (1/4)
	Gas		mm (inch)	Ø9.52 (3/8)	Ø9.52 (3/8)	Ø9.52 (3/8)	Ø12.7 (1/2)	Ø12.7 (1/2)

※ This product contains Fluorinated greenhouse gases (R32).
※ For our policy of continuous product improvement, specification, design and features are subject to change without prior notice.

R32 MULTI SPLIT SPECIFICATION

WALL MOUNTED

KBTU/H			5	7	9	12	15	18	24
KW			1.5	2.1	2.6	3.5	4.2	5.3	7.0
Wall Mounted	Silver		-	-	○● AC09SQ NSJ	○● AC12SQ NSJ	-	○● AC18SQ NSK	-
	Air Purification	NEW 	-	-	○● AP09RT NSJ	○● AP12RT NSJ	-	-	-

ARTCOOL Silver

INDOOR				AC09SQ NSJ	AC12SQ NSJ	AC18SQ NSK
Capacity	Cooling / Heating	Nom	kW	2.5 / 3.2	3.5 / 3.8	5.0 / 5.8
Power Input		Nom	W	18	19	39
Running Current		Nom	A	0.16	0.17	0.28
Power Supply			Ø, V, Hz	1, 220-240, 50	1, 220-240, 50	1, 220-240, 50
Air Flow Rate		H / M / L	m³/min	9.2 / 7.4 / 5.6	9.6 / 8.1 / 5.6	14.2 / 11.3 / 9.9
Sound Pressure	Cooling	H / M / L	dB(A)	36 / 33 / 27	40 / 35 / 27	44 / 38 / 35
Sound Power	Cooling		dB(A)	57	57	59
Dehumidification Rate			l/h	1.1	1.2	1.9
Dimension		W x H x D	mm	837 x 308 x 192	837 x 308 x 192	998 x 345 x 212
Net weight			kg	9.9	9.9	13.2
Piping Connection	Liquid		mm (inch)	Ø6.35 (1/4)	Ø6.35 (1/4)	Ø6.35 (1/4)
	Gas		mm (inch)	Ø9.52 (3/8)	Ø9.52 (3/8)	Ø12.7 (1/2)

Air Purification

INDOOR				AP09RT NSJ	AP12RT NSJ
Capacity	Cooling / Heating	Nom	kW	2.5/ 3.3	3.5/ 4.0
Power Input			W x No.	21	22
Running Current			A	0.18	0.19
Power Supply			Ø, V, Hz	1, 220-240, 50	1, 220-240, 50
Air Flow Rate		H / M / L	m³/min	10 / 6.6 / 4.2	10 / 6.6 / 4.2
Sound Pressure	Cooling	H / M / L	dB(A)	42 / 35 / 27	42 / 35 / 27
Sound Power	Cooling		dB(A)	59	59
Dehumidification Rate			l/h	0.9	0.9
Dimensions	Body	W x H x D	mm	857 x 348 x 189	857 x 348 x 189
Net Weight	Body		kg	9.5	9.5
Piping Connections	Liquid		mm (inch)	Ø6.35 (1/4)	Ø6.35 (1/4)
	Gas		mm (inch)	Ø9.52 (3/8)	Ø9.52 (3/8)

※ This product contains Fluorinated greenhouse gases (R32).
※ For our policy of continuous product improvement, specification, design and features are subject to change without prior notice.

WALL MOUNTED

KBTU/H		5	7	9	12	15	18	24
KW		1.5	2.1	2.6	3.5	4.2	5.3	7.0
Wall Mounted Unit	Deluxe	-	● DM07RP NSJ	○● DC09RQ NSJ	○● DC12RQ NSJ	-	○● DC18RQ NSK	○● DC24RQ NSK

DELUXE

INDOOR				DM07RP NSJ	DC09RQ NSJ	DC12RQ NSJ	DC18RQ NSK	DC24RQ NSK
Capacity	Cooling / Heating	Nom	kW	2.1 / 2.3	2.5 / 3.2	3.5 / 4.0	5.0 / 5.8	6.6 / 7.5
Power Input		Nom	W	17	18	19	39	45
Running Current		Nom	A	0.15	0.16	0.17	0.28	0.33
Power Supply			Ø, V, Hz	1, 220-240, 50	1, 220-240, 50	1, 220-240, 50	1, 220-240, 50	1, 220-240, 50
Air Flow Rate		H / M / L	m^3/min	7.5 / 6.1 / 4.9	7.7 / 6.4 / 5.0	8.1 / 6.7 / 5.3	14.2 / 11.3 / 9.9	15.2 / 12.7 / 10.2
Sound Pressure	Cooling	H / M / L	dB(A)	35 / 31 / 26	36 / 32 / 27	38 / 34 / 29	44 / 38 / 34	47 / 41 / 36
Sound Power	Cooling		dB(A)	56	56	56	60	64
Dehumidification Rate			l/h	0.9	1.1	1.2	1.9	2.6
Dimension		W x H x D	mm	837 x 308 x 189	837 x 308 x 189	837 x 308 x 189	998 x 345 x 210	998 x 345 x 210
Net weight			kg	8.3	8.3	8.3	12.0	12.0
Piping Connection	Liquid		mm (inch)	Ø6.35 (1/4)	Ø6.35 (1/4)	Ø6.35 (1/4)	Ø6.35 (1/4)	Ø6.35 (1/4)
	Gas		mm (inch)	Ø9.52 (3/8)	Ø9.52 (3/8)	Ø9.52 (3/8)	Ø12.7 (1/2)	Ø12.7 (1/2)

※ This product contains Fluorinated greenhouse gases (R32).
※ For our policy of continuous product improvement, specification, design and features are subject to change without prior notice.

WALL MOUNTED

KBTU/H		5	7	9	12	15	18	24
KW		1.5	2.1	2.6	3.5	4.2	5.3	7.0
Wall Mounted Unit	Standard Plus	● PM05SP NSJ	● PM07SP NSJ	○● PC09SQ NSJ	○● PC12SQ NSJ	● PM15SP NSJ	○● PC18SQ NSK	○● PC24SQ NSK
		● MJ05PC NSJ	● MJ07PC NSJ	● MJ09PC NSJ	● MJ12PC NSJ	● MJ15PC NSJ	● MJ18PC NSK	● MJ24PC NSK

STANDARD PLUS

INDOOR				PM05SP NSJ	PM07SP NSJ	PC09SQ NSJ	PC12SQ NSJ	PM15SP NSJ	PC18SQ NSK	PC24SQ NSK
Capacity	Cooling / Heating	Nom	kW	1.5 / 1.6	2.1 / 2.3	2.5 / 3.2	3.5 / 3.8	4.2 / 5.4	5.0 / 5.8	6.6 / 7.5
Power Input		Nom	W	16	17	18	19	21	39	45
Running Current		Nom	A	0.13	0.14	0.16	0.17	0.18	0.28	0.33
Power Supply			Ø, V, Hz	1, 220-240, 50	1, 220-240, 50	1, 220-240, 50	1, 220-240, 50	1, 220-240, 50	1, 220-240, 50	1, 220-240, 50
Air Flow Rate		H / M / L	m^3/min	8.3 / 6.7 / 5.6	8.6 / 7.2 / 5.6	9.2 / 7.4 / 5.6	9.6 / 8.1 / 5.6	100/85/61	142/113/99	152/127/102
Sound Pressure		H / M / L	dB(A)	34 / 31 / 27	35 / 32 / 27	36 / 33 / 27	40 / 35 / 27	41 / 36 / 29	44 / 38 / 35	46 / 41 / 36
Sound Power			dB(A)	57	57	57	57	57	59	65
Dehumidification Rate			l/h	0.9	0.9	1.1	1.2	1.2	1.9	2.6
Dimension		W x H x D	mm	837 x 308 x 189	837 x 308 x 189	837 x 308 x 189	837 x 308 x 189	837 x 308 x 189	998 x 345 x 210	998 x 345 x 210
Net weight			kg	7.4	7.4	8.7	8.7	8.7	12.0	12.8
Piping Connection	Liquid		mm (inch)	Ø6.35 (1/4)	Ø6.35 (1/4)	Ø6.35 (1/4)	Ø6.35 (1/4)	Ø6.35 (1/4)	Ø6.35 (1/4)	Ø6.35 (1/4)
	Gas		mm (inch)	Ø9.52 (3/8)	Ø9.52 (3/8)	Ø9.52 (3/8)	Ø9.52 (3/8)	Ø9.52 (3/8)	Ø12.7 (1/2)	Ø12.7 (1/2)

INDOOR				MJ05PC NSJ	MJ07PC NSJ	MJ09PC NSJ	MJ12PC NSJ	MJ15PC NSJ	MJ18PC NSK	MJ24PC NSK
Capacity	Cooling / Heating	Nom	kW	1.5 / 1.6	2.1 / 2.3	2.5 / 3.2	3.5 / 3.8	4.2 / 5.4	5.0 / 5.8	6.6 / 7.5
Power Input		Nom	W	16	17	18	19	21	39	45
Running Current		Nom	A	0.13	0.14	0.16	0.17	0.18	0.28	0.33
Power Supply			Ø, V, Hz	1, 220-240, 50	1, 220-240, 50	1, 220-240, 50	1, 220-240, 50	1, 220-240, 50	1, 220-240, 50	1, 220-240, 50
Air Flow Rate		H / M / L	m^3/min	8.3 / 6.7 / 5.6	8.6 / 7.2 / 5.6	9.2 / 7.4 / 5.6	9.6 / 8.1 / 5.6	10.0 / 8.5 / 6.1	14.2 / 11.3 / 9.9	15.2 / 12.7 / 10.2
Sound Pressure		H / M / L	dB(A)	34 / 31 / 27	35 / 32 / 27	36 / 33 / 27	40 / 35 / 27	41 / 36 / 29	44 / 38 / 35	46 / 41 / 36
Sound Power			dB(A)	57	57	57	57	57	59	65
Dehumidification Rate			l/h	0.9	0.9	1.1	1.2	1.2	1.9	2.6
Dimension		W x H x D	mm	837 x 308 x 189	837 x 308 x 189	837 x 308 x 189	837 x 308 x 189	837 x 308 x 189	998 x 345 x 210	998 x 345 x 210
Net weight			kg	8.7	8.7	8.7	8.7	8.7	12.0	12.8
Piping Connection	Liquid		mm (inch)	Ø6.35 (1/4)	Ø6.35 (1/4)	Ø6.35 (1/4)	Ø6.35 (1/4)	Ø6.35 (1/4)	Ø6.35 (1/4)	Ø6.35 (1/4)
	Gas		mm (inch)	Ø9.52 (3/8)	Ø9.52 (3/8)	Ø9.52 (3/8)	Ø9.52 (3/8)	Ø9.52 (3/8)	Ø12.7 (1/2)	Ø12.7 (1/2)

※ This product contains Fluorinated greenhouse gases (R32).
※ For our policy of continuous product improvement, specification, design and features are subject to change without prior notice.

WALL MOUNTED

KBTU/H		5	7	9	12	15	18	24
KW		1.5	2.1	2.6	3.5	4.2	5.3	7.0
Wall Mounted Unit	Standard2	-	● MS07ET NSJ	○● S09ET NSJ	○● S12ET NSJ	-	○● S18ET NSK	○● S24ET NSK

Standard 2

INDOOR				MS07ET NSJ	S09ET NSJ	S12ET NSJ	S18ET NSJ	S24ET NSJ
Capacity	Cooling / Heating	Nom	kW	2.1 / 2.3	2.5/ 3.2	3.5/ 3.8	5.0 / 5.8	6.6 / 7.5
Power Input		Nom	W	17	18	19	39	45
Running Current		Nom	A	0.14	0.16	0.17	0.28	0.33
Power Supply			Ø, V, Hz	1, 220-240, 50	1, 220-240, 50	1, 220-240, 50	1, 220-240, 50	1, 220-240, 50
Air Flow Rate		H / M / L	m³/min	8.6 / 7.2 / 5.6	9.2 / 7.4 / 5.6	9.6 / 8.1 / 5.6	14.2 / 11.3 / 9.9	15.2 / 12.7 / 10.2
Sound Pressure	Cooling	H / M / L	dB(A)	35 / 32 / 27	36 / 33 / 27	40 / 35 / 27	44 / 38 / 35	46 / 41 / 36
Sound Power	Cooling		dB(A)	57	57	57	59	65
Dehumidification Rate			l/h	0.9	0.9	0.9	0.9	0.9
Dimension		W x H x D	mm	837 x 308 x 189	837 x 308 x 189	837 x 308 x 189	998 x 345 x 210	998 x 345 x 210
Net weight			kg	8.7	8.7	8.7	11.9	12.7
Piping Connection	Liquid		mm (inch)	Ø6.35 (1/4)	Ø6.35 (1/4)	Ø6.35 (1/4)	Ø6.35 (1/4)	Ø12.7 (1/2)
	Gas		mm (inch)	Ø9.52 (3/8)	Ø9.52 (3/8)	Ø9.52 (3/8)	Ø12.7 (1/2)	Ø12.7 (1/2)

※ This product contains Fluorinated greenhouse gases (R32).
※ For our policy of continuous product improvement, specification, design and features are subject to change without prior notice.

CEILING MOUNTED

KBTU/H		5	7	9	12	15	18	24
KW		1.5	2.1	2.6	3.5	4.2	5.3	7.0
Ceiling Mounted Cassette	1 Way Cassette	-	-	● MT09R NU1	● MT11R NU1	-	-	-
	4 Way Cassette	● MT06R NR0	● MT08R NR0	●○ CT09F NR0	●○ CT12F NR0	-	●○ CT18F NQ0	●○ CT24F NB0

※ Dual vane is applied to 24k (4 Way cassette)

1 Way Cassette

INDOOR				MT09R NU1	MT11R NU1
Capacity	Cooling / Heating	Nom	kW	2.6 / 2.9	3.5 / 3.9
Power Input		Nom	W	20	20
Running Current		Nom	A	0.2	0.2
Power Supply			Ø, V, Hz	1, 220-240, 50	1, 220-240, 50
Air Flow Rate		H / M / L	m³/min	7.5 / 7.3 / 6.8	8.1 / 7.4 / 7.0
Sound Pressure	Cooling	H / M / L	dB(A)	36 / 34 / 32	37 / 36 / 33
Sound Power	Cooling	Max	dB(A)	54	57
Dehumidification Rate			l/h	1.1	1.2
Dimensions	Body	W x H x D	mm	860 × 132 × 450	860 × 132 × 450
Net Weight	Body		kg	13.5	13.5
Piping Connection	Liquid		mm (inch)	Ø6.35 (1/4)	Ø6.35 (1/4)
	Gas		mm (inch)	Ø9.52 (3/8)	Ø9.52 (3/8)
Decoration Panel	Model			PT-UUC1	PT-UUC1
	Color			Morning Fog (RAL120-4)	Morning Fog (RAL120-4)
	Dimensions	W x H x D	mm	1,100 × 34 × 500	1,100 × 34 × 500
	Weight		kg	4.4	4.4

4 Way Cassette

INDOOR				MT06R NR0	MT08R NR0	CT09F NR0	CT12F NR0	CT18F NQ0	CT24F NB0
Capacity	Cooling / Heating	Nom	kW	1.5 / 1.6	2.1 / 2.3	2.6 / 2.9	3.5 / 3.9	5.3 / 5.8	6.7 / 7.5
Power Input		Nom	W	20	20	20	20	40	60
Running Current		Nom	A	0.40	0.40	0.40	0.40	0.40	0.60
Power Supply			Ø, V, Hz	1, 220-240, 50	1, 220-240, 50	1, 220-240, 50	1, 220-240, 50	1, 220-240, 50	1, 220-240, 50
Air Flow Rate		H / M / L	m³/min	7.5 / 6.0 / 5.0	7.5 / 6.0 / 5.0	8.5 / 7.0 / 6.0	9.5 / 8.0 / 7.0	13.0 / 12.0 / 11.0	17.0 / 15.0 / 13.0
Sound Pressure		H / M / L	dB(A)	31 / 27 / 24	31 / 27 / 24	36 / 33 / 30	38 / 35 / 32	41 / 39 / 36	38 / 36 / 34
Sound Power			dB(A)	48	48	52	52	57	57
Dehumidification Rate			l/h	-	-	0.9	1.4	2.0	2.7
Dimension		W x H x D	mm	570 x 214 x 570	570 x 214 x 570	570 x 214 x 570	570 x 214 x 570	570 x 256 x 570	840 x 204 x 840
Net weight			kg	14.0	14.0	14.0	14.0	14.3	20.5
Piping Connection	Liquid		mm (inch)	Ø6.35 (1/4)	Ø6.35 (1/4)	Ø6.35 (1/4)	Ø6.35 (1/4)	Ø6.35 (1/4)	Ø6.35 (1/4)
	Gas		mm (inch)	Ø9.52 (3/8)	Ø9.52 (3/8)	Ø9.52 (3/8)	Ø9.52 (3/8)	Ø12.7 (1/2)	Ø12.7 (1/2)
Decoration Panel	Model			PT-QCHW0	PT-QCHW0	PT-QCHW0	PT-QCHW0	PT-QCHW0	PT-AAGW0
	Color			Morning Fog (RAL 120-4)					White
	Dimensions	W x H x D	mm	620 x 20 x 620	620 x 20 x 620	620 x 20 x 620	620 x 20 x 620	620 x 20 x 620	950 x 35 x 950
	Weight		kg	3.0	3.0	3.0	3.0	3.0	7.1

※ This product contains Fluorinated greenhouse gases (R32).
※ For our policy of continuous product improvement, specification, design and features are subject to change without prior notice.

CEILING CONCEALED DUCT

kBtu/h			05	07	09	12	15	18	24
kW			1.5	2.1	2.6	3.5	4.2	5.3	7.0
Ceiling Concealed Duct	Mid / High Static Pressure	 NEW	-	-	-	-	-	●○ CM18F N10	●○ CM24F N10
	Low Static Pressure	 NEW	-	-	●○ CL09F N50	●○ CL12F N50	-	●○ CL18F N60	-
		 NEW	-	-	-	-	-	-	●○ CL24F N30

Duct (Mid Static)

MODEL NAME				CM18F N10	CM24F N10
Capacity	Cooling / Heating	Nom	kW	5.3 / 5.8	7.0 / 7.7
Power Input		H / M / L	W	150 / 130 / 110	180 / 150 / 130
Running Current		H / M / L	A	0.85 / 0.76 / 0.67	0.98 / 0.85 / 0.76
Power Supply			Ø, V, Hz	1, 220-240, 50	1, 220-240, 50
Air Flow Rate		H / M / L	m³/min	16.5 / 14.5 / 13.0	18.0 / 16.5 / 14.5
Sound Pressure		H / M / L	dB(A)	34 / 32 / 30	35 / 34 / 32
Sound Power Level		Rated	dB(A)	59	60
Dehumidification Rate			l/h	1.5	2.5
Dimensions		W x H x D	mm	900 × 270 × 700	900 × 270 × 700
Net Weight			kg	24.6	24.6
Piping Connections	Liquid Side		mm (inch)	Ø 6.35 (1/4)	Ø 9.52 (3/8)
	Gas Side		mm (inch)	Ø 12.7 (1/2)	Ø 15.88 (5/8)
External static pressure	Min ~ Max		Pa (mmAq)	58.8 (6)	58.8 (6)

Duct (Low Static)

MODEL NAME				CL09F N50	CL12F N50	CL18F N60	CL24F N30
Capacity	Cooling / Heating	Nom	kW	2.5 / 3.2	3.4 / 4.0	5.0 / 5.8	6.8 / 7.5
Power Input		H / M / L	W	21 / 15 / 13	21 / 15 / 13	100 / 90 / 80	150 / 130 / 110
Running Current		H / M / L	A	0.21 / 0.16 / 0.14	0.21 / 0.16 / 0.14	0.43 / 0.39 / 0.34	0.65 / 0.56 / 0.47
Power Supply			Ø, V, Hz	1, 220-240, 50	1, 220-240, 50	1, 220-240, 50	1, 220-240, 50
Air Flow Rate		H / M / L	m³/min	11.5 / 9.5 / 8.0	11.5 / 9.5 / 8.0	15.0 / 12.0 / 10.0	20.0 / 16.0 / 12.0
Sound Pressure		H / M / L	dB(A)	35 / 30 / 27	35 / 30 / 27	34 / 31 / 29	39 / 35 / 32
Sound Power Level		Rated	dB(A)	55	55	56	58
Dehumidification Rate			l/h	0.5	0.9	1.7	2.5
Dimensions		W x H x D	mm	900 x 190 x 460	900 x 190 x 460	1,100 x 190 x 460	1,100 x 190 x 700
Net Weight			kg	18.0	18.0	20.9	26.0
Piping Connections	Liquid Side		mm (inch)	Ø 6.35 (1/4)	Ø 6.35 (1/4)	Ø 6.35 (1/4)	Ø 9.52 (3/8)
	Gas Side		mm (inch)	Ø 9.52 (3/8)	Ø 9.52 (3/8)	Ø 12.7 (1/2)	Ø 15.88 (5/8)
External static pressure	Min ~ Max		Pa (mmAq)	0 ~ 5 (0 ~ 50)	0 ~ 5 (0 ~ 50)	0 ~ 5 (0 ~ 50)	0 ~ 5 (0 ~ 50)

※ This product contains Fluorinated greenhouse gases (R32).
※ For our policy of continuous product improvement, specification, design and features are subject to change without prior notice.

NOTE

COMBINATION TABLE

MU2R15

Cooling														
Operation	Combination of Indoor Unit (kBtu/h Class)					Total Capacity						Input(W)		
						Min		Rated		Max				
	UNIT-A	UNIT-B	UNIT-C	UNIT-D	Total	Btu/h	kW	Btu/h	kW	Btu/h	kW	Min	Rated	Max
1 UNIT	5				5	3,000	0.88	5,000	1.47	5,750	1.69	226	381	477
	7				7	4,200	1.23	7,000	2.05	8,050	2.36	303	540	683
	9				9	5,400	1.58	9,000	2.64	10,350	3.03	408	676	864
	12				12	7,200	2.11	12,000	3.52	13,800	4.04	540	926	1,176
2 UNIT	5	5			10	6,000	1.76	10,000	2.93	11,500	3.37	414	682	889
	5	7			12	7,200	2.11	12,000	3.52	13,800	4.04	486	833	1,106
	5	9			14	8,400	2.46	14,000	4.10	16,100	4.72	583	988	1,376
	7	7			14	8,400	2.46	14,000	4.10	16,100	4.72	583	988	1,376
	7	9			16	8,400	2.46	14,000	4.10	16,100	4.72	583	988	1,376
	5	12			17	8,400	2.46	14,000	4.10	16,100	4.72	583	988	1,376
	9	9			18	8,400	2.46	14,000	4.10	16,100	4.72	583	988	1,376
	7	12			19	8,400	2.46	14,000	4.10	16,100	4.72	583	988	1,376
	9	12			21	8,400	2.46	14,000	4.10	16,100	4.72	583	988	1,376

Heating														
Operation	Combination of Indoor Unit (kBtu/h Class)					Total Capacity						Input(W)		
						Min		Rated		Max				
	UNIT-A	UNIT-B	UNIT-C	UNIT-D	Total	Btu/h	kW	Btu/h	kW	Btu/h	kW	Min	Rated	Max
1 UNIT	5				5	3,300	0.97	5,500	1.61	6,050	1.77	235	380	472
	7				7	5,040	1.48	8,400	2.46	9,240	2.71	355	604	721
	9				9	6,480	1.90	10,800	3.17	11,880	3.48	454	784	949
	12				12	7,920	2.32	13,200	3.87	14,520	4.26	554	969	1,185
2 UNIT	5	5			10	6,600	1.93	11,000	3.22	12,100	3.55	408	706	854
	5	7			12	7,920	2.32	13,200	3.87	14,520	4.26	498	872	1,066
	5	9			14	9,600	2.81	16,000	4.69	18,400	5.39	613	1,066	1,433
	7	7			14	9,600	2.81	16,000	4.69	18,400	5.39	613	1,066	1,433
	7	9			16	9,600	2.81	16,000	4.69	18,400	5.39	613	1,066	1,433
	5	12			17	9,600	2.81	16,000	4.69	18,400	5.39	613	1,066	1,433
	9	9			18	9,600	2.81	16,000	4.69	18,400	5.39	613	1,066	1,433
	7	12			19	9,600	2.81	16,000	4.69	18,400	5.39	613	1,066	1,433
	9	12			21	9,600	2.81	16,000	4.69	18,400	5.39	613	1,066	1,433

※ For our policy of continuous product improvement, specification, design and features are subject to change without prior notice.

COMBINATION TABLE

MU2R17

Cooling														
Operation	Combination of Indoor Unit (kBtu/h Class)					Total Capacity						Input(W)		
						Min		Rated		Max				
	UNIT-A	UNIT-B	UNIT-C	UNIT-D	Total	Btu/h	kW	Btu/h	kW	Btu/h	kW	Min	Rated	Max
1 UNIT	5				5	3,000	0.88	5,000	1.47	5,750	1.69	226	381	477
	7				7	4,200	1.23	7,000	2.05	8,050	2.36	303	540	683
	9				9	5,400	1.58	9,000	2.64	10,350	3.03	408	676	864
	12				12	7,200	2.11	12,000	3.52	13,800	4.04	540	926	1,176
	15				15	8,520	2.50	14,200	4.16	16,330	4.79	648	1,196	1,588
2 UNIT	5	5			10	6,000	1.76	10,000	2.93	11,500	3.37	414	682	889
	5	7			12	7,200	2.11	12,000	3.52	13,800	4.04	486	833	1,058
	5	9			14	8,400	2.46	14,000	4.10	16,100	4.72	583	988	1,376
	7	7			14	8,400	2.46	14,000	4.10	16,100	4.72	583	988	1,376
	7	9			16	9,600	2.81	16,000	4.69	18,400	5.39	657	1,251	1,699
	5	12			17	9,600	2.81	16,000	4.69	18,400	5.39	657	1,251	1,699
	9	9			18	9,600	2.81	16,000	4.69	18,400	5.39	657	1,251	1,699
	7	12			19	9,600	2.81	16,000	4.69	18,400	5.39	657	1,251	1,699
	5	15			20	9,600	2.81	16,000	4.69	18,400	5.39	657	1,251	1,699
	9	12			21	9,600	2.81	16,000	4.69	18,400	5.39	657	1,251	1,699
	7	15			22	9,600	2.81	16,000	4.69	18,400	5.39	657	1,251	1,699
	9	15			24	9,600	2.81	16,000	4.69	18,400	5.39	657	1,251	1,699
	12	12			24	9,600	2.81	16,000	4.69	18,400	5.39	657	1,251	1,699

Heating														
Operation	Combination of Indoor Unit (kBtu/h Class)					Total Capacity						Input(W)		
						Min		Rated		Max				
	UNIT-A	UNIT-B	UNIT-C	UNIT-D	Total	Btu/h	kW	Btu/h	kW	Btu/h	kW	Min	Rated	Max
1 UNIT	5				5	3,300	0.97	5,500	1.61	6,050	1.77	235	380	472
	7				7	5,040	1.48	8,400	2.46	9,240	2.71	355	604	721
	9				9	6,480	1.90	10,800	3.17	11,880	3.48	454	758	920
	12				12	7,920	2.32	13,200	3.87	14,520	4.26	554	942	1,155
	15				15	9,900	2.90	16,500	4.84	18,150	5.32	706	1,187	1,489
2 UNIT	5	5			10	6,600	1.93	11,000	3.22	12,100	3.55	408	706	854
	5	7			12	7,920	2.32	13,200	3.87	14,520	4.26	498	872	1,066
	5	9			14	9,600	2.81	16,000	4.69	18,400	5.39	613	1,066	1,433
	7	7			14	9,600	2.81	16,000	4.69	18,400	5.39	613	1,066	1,433
	7	9			16	10,800	3.17	18,000	5.28	19,400	5.69	706	1,247	1,633
	5	12			17	10,800	3.17	18,000	5.28	19,400	5.69	706	1,247	1,633
	9	9			18	10,800	3.17	18,000	5.28	19,400	5.69	706	1,247	1,633
	7	12			19	10,800	3.17	18,000	5.28	19,400	5.69	706	1,247	1,633
	5	15			20	10,800	3.17	18,000	5.28	19,400	5.69	706	1,247	1,633
	9	12			21	10,800	3.17	18,000	5.28	19,400	5.69	706	1,247	1,633
	7	15			22	10,800	3.17	18,000	5.28	19,400	5.69	706	1,247	1,633
	9	15			24	10,800	3.17	18,000	5.28	19,400	5.69	706	1,247	1,633
	12	12			24	10,800	3.17	18,000	5.28	19,400	5.69	706	1,247	1,633

COMBINATION TABLE

MU3R19

Cooling															
Operation	Combination of Indoor Unit (kBtu/h Class)					Total Capacity						Input(W)		
						Min		Rated		Max				
	UNIT-A	UNIT-B	UNIT-C	UNIT-D	Total	Btu/h	kW	Btu/h	kW	Btu/h	kW	Min	Rated	Max
1 UNIT	5				5	3,600	1.06	5,000	1.47	6,000	1.76	288	363	571
	7				7	4,200	1.23	7,000	2.05	8,400	2.46	319	478	645
	9				9	5,400	1.58	9,000	2.64	10,800	3.17	378	595	847
	12				12	7,200	2.11	12,000	3.52	14,400	4.22	478	822	1,139
	15				15	8,520	2.50	15,000	4.40	17,040	4.99	573	1,003	1,356
	18				18	10,800	3.17	18,000	5.28	21,600	6.33	747	1,302	1,827
2 UNIT	5	5			10	7,200	2.11	10,000	2.93	12,000	3.52	350	532	788
	5	7			12	7,200	2.11	12,000	3.52	14,400	4.22	350	669	991
	5	9			14	8,400	2.46	14,000	4.10	16,800	4.92	408	821	1,215
	7	7			14	8,400	2.46	14,000	4.10	16,800	4.92	408	821	1,215
	7	9			16	9,600	2.81	16,000	4.69	19,200	5.63	469	991	1,467
	5	12			17	10,200	2.99	17,000	4.98	20,400	5.98	532	1,083	1,603
	9	9			18	10,800	3.17	18,000	5.28	21,600	6.33	599	1,182	2,040
	7	12			19	10,800	3.17	18,000	5.28	21,600	6.33	599	1,182	2,040
	5	15			20	10,800	3.17	18,000	5.28	21,600	6.33	599	1,182	2,040
	9	12			21	10,800	3.17	18,000	5.28	21,600	6.33	599	1,182	2,040
	7	15			22	10,800	3.17	18,000	5.28	21,600	6.33	599	1,182	2,040
	5	18			23	10,800	3.17	18,000	5.28	21,600	6.33	599	1,182	2,040
	9	15			24	10,800	3.17	18,000	5.28	21,600	6.33	599	1,182	2,040
	12	12			24	10,800	3.17	18,000	5.28	21,600	6.33	599	1,182	2,040
	7	18			25	10,800	3.17	18,000	5.28	21,600	6.33	599	1,182	2,040
	9	18			27	10,800	3.17	18,000	5.28	21,600	6.33	599	1,182	2,040
	12	15			27	10,800	3.17	18,000	5.28	21,600	6.33	599	1,182	2,040
	5	24			29	10,800	3.17	18,000	5.28	21,600	6.33	599	1,182	2,040
	12	18			30	10,800	3.17	18,000	5.28	21,600	6.33	599	1,182	2,040
	15	15			30	10,800	3.17	18,000	5.28	21,600	6.33	599	1,182	2,040
3 UNIT	5	5	5		15	9,000	2.64	15,000	4.40	18,000	5.28	422	837	1,239
	5	5	7		17	10,200	2.99	17,000	4.98	20,400	5.98	481	1,013	1,500
	5	5	9		19	10,800	3.17	18,000	5.28	21,600	6.33	544	1,111	1,918
	5	7	7		19	10,800	3.17	18,000	5.28	21,600	6.33	544	1,111	1,918
	5	7	9		21	10,800	3.17	18,000	5.28	21,600	6.33	544	1,111	1,918
	7	7	7		21	10,800	3.17	18,000	5.28	21,600	6.33	544	1,111	1,918
	5	5	12		22	10,800	3.17	18,000	5.28	21,600	6.33	544	1,111	1,918
	5	9	9		23	10,800	3.17	18,000	5.28	21,600	6.33	544	1,111	1,918
	7	7	9		23	10,800	3.17	18,000	5.28	21,600	6.33	544	1,111	1,918
	5	7	12		24	10,800	3.17	18,000	5.28	21,600	6.33	544	1,111	1,918
	5	5	15		25	10,800	3.17	18,000	5.28	21,600	6.33	544	1,111	1,918
	7	9	9		25	10,800	3.17	18,000	5.28	21,600	6.33	544	1,111	1,918
	5	9	12		26	10,800	3.17	18,000	5.28	21,600	6.33	544	1,111	1,918
	7	7	12		26	10,800	3.17	18,000	5.28	21,600	6.33	544	1,111	1,918
	5	7	15		27	10,800	3.17	18,000	5.28	21,600	6.33	544	1,111	1,918
	9	9	9		27	10,800	3.17	18,000	5.28	21,600	6.33	544	1,111	1,918
	7	9	12		28	10,800	3.17	18,000	5.28	21,600	6.33	544	1,111	1,918
	5	5	18		28	10,800	3.17	18,000	5.28	21,600	6.33	544	1,111	1,918
	5	9	15		29	10,800	3.17	18,000	5.28	21,600	6.33	544	1,111	1,918
	5	12	12		29	10,800	3.17	18,000	5.28	21,600	6.33	544	1,111	1,918
	7	7	15		29	10,800	3.17	18,000	5.28	21,600	6.33	544	1,111	1,918
	5	7	18		30	10,800	3.17	18,000	5.28	21,600	6.33	544	1,111	1,918
	9	9	12		30	10,800	3.17	18,000	5.28	21,600	6.33	544	1,111	1,918

※ For our policy of continuous product improvement, specification, design and features are subject to change without prior notice.

COMBINATION TABLE

Heating															
Operation	Combination of Indoor Unit (kBtu/h Class)					Total Capacity						Input(W)		
						Min		Rated		Max				
	UNIT-A	UNIT-B	UNIT-C	UNIT-D	Total	Btu/h	kW	Btu/h	kW	Btu/h	kW	Min	Rated	Max
1 UNIT	5				5	4,000	1.17	5,500	1.61	6,325	1.85	279	384	589
	7				7	5,040	1.48	8,400	2.46	9,660	2.83	342	579	743
	9				9	6,480	1.90	10,800	3.17	12,420	3.64	483	757	997
	12				12	7,920	2.32	13,200	3.87	15,180	4.45	537	954	1,234
	15				15	9,900	2.90	16,500	4.84	18,975	5.56	688	1,189	1,593
	18				18	11,880	3.48	19,800	5.80	22,770	6.67	845	1,483	1,978
2 UNIT	5	5			10	7,200	2.11	12,000	3.52	14,400	4.22	329	598	861
	5	7			12	8,640	2.53	14,400	4.22	17,280	5.06	430	904	1,301
	5	9			14	10,080	2.95	16,800	4.92	20,160	5.91	484	945	1,360
	7	7			14	10,080	2.95	16,800	4.92	20,160	5.91	484	945	1,360
	7	9			16	11,520	3.38	19,200	5.63	23,040	6.75	540	1,118	1,610
	5	12			17	12,240	3.59	20,400	5.98	24,480	7.17	598	1,319	1,899
	9	9			18	12,960	3.80	21,600	6.33	25,000	7.33	660	1,391	2,040
	7	12			19	12,960	3.80	21,600	6.33	25,000	7.33	660	1,391	2,040
	5	15			20	12,960	3.80	21,600	6.33	25,000	7.33	660	1,391	2,040
	9	12			21	12,960	3.80	21,600	6.33	25,000	7.33	660	1,391	2,040
	7	15			22	12,960	3.80	21,600	6.33	25,000	7.33	660	1,391	2,040
	5	18			23	12,960	3.80	21,600	6.33	25,000	7.33	660	1,391	2,040
	9	15			24	12,960	3.80	21,600	6.33	25,000	7.33	660	1,391	2,040
	12	12			24	12,960	3.80	21,600	6.33	25,000	7.33	660	1,391	2,040
	7	18			25	12,960	3.80	21,600	6.33	25,000	7.33	660	1,391	2,040
	9	18			27	12,960	3.80	21,600	6.33	25,000	7.33	660	1,391	2,040
	12	15			27	12,960	3.80	21,600	6.33	25,000	7.33	660	1,391	2,040
	5	24			29	12,960	3.80	21,600	6.33	25,000	7.33	660	1,391	2,040
	12	18			30	12,960	3.80	21,600	6.33	25,000	7.33	660	1,391	2,040
	15	15			30	12,960	3.80	21,600	6.33	25,000	7.33	660	1,391	2,040
3 UNIT	5	5	5		15	10,800	3.17	18,000	5.28	21,600	6.33	497	946	1,363
	5	5	7		17	12,240	3.59	20,400	5.98	24,480	7.17	551	1,118	1,610
	5	5	9		19	12,960	3.80	21,600	6.33	25,000	7.33	725	1,266	1,823
	5	7	7		19	12,960	3.80	21,600	6.33	25,000	7.33	725	1,266	1,823
	5	7	9		21	12,960	3.80	21,600	6.33	25,000	7.33	725	1,266	1,823
	7	7	7		21	12,960	3.80	21,600	6.33	25,000	7.33	725	1,266	1,823
	5	5	12		22	12,960	3.80	21,600	6.33	25,000	7.33	725	1,266	1,823
	5	9	9		23	12,960	3.80	21,600	6.33	25,000	7.33	725	1,266	1,823
	7	7	9		23	12,960	3.80	21,600	6.33	25,000	7.33	725	1,266	1,823
	5	7	12		24	12,960	3.80	21,600	6.33	25,000	7.33	725	1,266	1,823
	5	5	15		25	12,960	3.80	21,600	6.33	25,000	7.33	725	1,266	1,823
	7	9	9		25	12,960	3.80	21,600	6.33	25,000	7.33	725	1,266	1,823
	5	9	12		26	12,960	3.80	21,600	6.33	25,000	7.33	725	1,266	1,823
	7	7	12		26	12,960	3.80	21,600	6.33	25,000	7.33	725	1,266	1,823
	5	7	15		27	12,960	3.80	21,600	6.33	25,000	7.33	725	1,266	1,823
	9	9	9		27	12,960	3.80	21,600	6.33	25,000	7.33	725	1,266	1,823
	7	9	12		28	12,960	3.80	21,600	6.33	25,000	7.33	725	1,266	1,823
	5	5	18		28	12,960	3.80	21,600	6.33	25,000	7.33	725	1,266	1,823
	5	9	15		29	12,960	3.80	21,600	6.33	25,000	7.33	725	1,266	1,823
	5	12	12		29	12,960	3.80	21,600	6.33	25,000	7.33	725	1,266	1,823
	7	7	15		29	12,960	3.80	21,600	6.33	25,000	7.33	725	1,266	1,823
	5	7	18		30	12,960	3.80	21,600	6.33	25,000	7.33	725	1,266	1,823
	9	9	12		30	12,960	3.80	21,600	6.33	25,000	7.33	725	1,266	1,823

COMBINATION TABLE

MU3R21

Cooling															
Operation	Combination of Indoor Unit (kBtu/h Class)					Total Capacity						Input(W)		
						Min		Rated		Max				
	UNIT-A	UNIT-B	UNIT-C	UNIT-D	Total	Btu/h	kW	Btu/h	kW	Btu/h	kW	Min	Rated	Max
1 UNIT	5				5	3,600	1.06	5,000	1.47	6,000	1.76	288	363	571
	7				7	4,200	1.23	7,000	2.05	8,400	2.46	319	478	645
	9				9	5,400	1.58	9,000	2.64	10,800	3.17	378	595	847
	12				12	7,200	2.11	12,000	3.52	14,400	4.22	478	822	1,139
	15				15	8,520	2.50	15,000	4.40	17,040	4.99	573	1,003	1,356
	18				18	10,800	3.17	18,000	5.28	21,600	6.33	747	1,302	1,827
2 UNIT	5	5			10	7,200	2.11	10,000	2.93	12,000	3.52	350	532	788
	5	7			12	7,200	2.11	12,000	3.52	14,400	4.22	350	669	991
	5	9			14	8,400	2.46	14,000	4.10	16,800	4.92	408	821	1,215
	7	7			14	8,400	2.46	14,000	4.10	16,800	4.92	408	821	1,215
	7	9			16	9,600	2.81	16,000	4.69	19,200	5.63	469	991	1,467
	5	12			17	10,200	2.99	17,000	4.98	20,400	5.98	532	1,083	1,603
	9	9			18	10,800	3.17	18,000	5.28	21,600	6.33	599	1,182	1,890
	7	12			19	11,400	3.34	19,000	5.57	22,800	6.68	669	1,290	2,064
	5	15			20	12,000	3.52	20,000	5.86	24,000	7.03	669	1,406	2,249
	9	12			21	12,600	3.69	21,000	6.15	24,150	7.08	743	1,530	2,450
	7	15			22	12,600	3.69	21,000	6.15	24,150	7.08	743	1,530	2,450
	5	18			23	12,600	3.69	21,000	6.15	24,150	7.08	743	1,530	2,450
	9	15			24	12,600	3.69	21,000	6.15	25,000	7.33	743	1,530	2,450
	12	12			24	12,600	3.69	21,000	6.15	25,000	7.33	743	1,530	2,450
	7	18			25	12,600	3.69	21,000	6.15	25,000	7.33	743	1,530	2,450
	9	18			27	12,600	3.69	21,000	6.15	25,000	7.33	743	1,530	2,450
	12	15			27	12,600	3.69	21,000	6.15	25,000	7.33	743	1,530	2,450
	5	24			29	12,600	3.69	21,000	6.15	25,000	7.33	743	1,530	2,450
	12	18			30	12,600	3.69	21,000	6.15	25,000	7.33	743	1,530	2,450
	15	15			30	12,600	3.69	21,000	6.15	25,000	7.33	743	1,530	2,450
	7	24			31	12,600	3.69	21,000	6.15	25,000	7.33	743	1,530	2,450
	9	24			33	12,600	3.69	21,000	6.15	25,000	7.33	743	1,530	2,450
	15	18			33	12,600	3.69	21,000	6.15	25,000	7.33	743	1,530	2,450
3 UNIT	5	5	5		15	9,000	2.64	15,000	4.40	18,000	5.28	422	837	1,239
	5	5	7		17	10,200	2.99	17,000	4.98	20,400	5.98	481	1,013	1,500
	5	5	9		19	11,400	3.34	19,000	5.57	22,800	6.68	544	1,212	1,940
	5	7	7		19	11,400	3.34	19,000	5.57	22,800	6.68	544	1,212	1,940
	5	7	9		21	12,600	3.69	21,000	6.15	25,000	7.33	682	1,438	2,301
	7	7	7		21	12,600	3.69	21,000	6.15	25,000	7.33	682	1,438	2,301
	5	5	12		22	12,600	3.69	21,000	6.15	25,000	7.33	682	1,438	2,301
	5	9	9		23	12,600	3.69	21,000	6.15	25,000	7.33	682	1,438	2,301
	7	7	9		23	12,600	3.69	21,000	6.15	25,000	7.33	682	1,438	2,301
	5	7	12		24	12,600	3.69	21,000	6.15	25,000	7.33	682	1,438	2,301
	5	5	15		25	12,600	3.69	21,000	6.15	25,000	7.33	682	1,438	2,301
	7	9	9		25	12,600	3.69	21,000	6.15	25,000	7.33	682	1,438	2,301
	5	9	12		26	12,600	3.69	21,000	6.15	25,000	7.33	682	1,438	2,301
	7	7	12		26	12,600	3.69	21,000	6.15	25,000	7.33	682	1,438	2,301
	5	7	15		27	12,600	3.69	21,000	6.15	25,000	7.33	682	1,438	2,301
	9	9	9		27	12,600	3.69	21,000	6.15	25,000	7.33	682	1,438	2,301
	7	9	12		28	12,600	3.69	21,000	6.15	25,000	7.33	682	1,438	2,301
	5	5	18		28	12,600	3.69	21,000	6.15	25,000	7.33	682	1,438	2,301
	5	9	15		29	12,600	3.69	21,000	6.15	25,000	7.33	682	1,438	2,301
	5	12	12		29	12,600	3.69	21,000	6.15	25,000	7.33	682	1,438	2,301
	7	7	15		29	12,600	3.69	21,000	6.15	25,000	7.33	682	1,438	2,301
	5	7	18		30	12,600	3.69	21,000	6.15	25,000	7.33	682	1,438	2,301
	9	9	12		30	12,600	3.69	21,000	6.15	25,000	7.33	682	1,438	2,301
	7	9	15		31	12,600	3.69	21,000	6.15	25,000	7.33	682	1,438	2,301
	7	12	12		31	12,600	3.69	21,000	6.15	25,000	7.33	682	1,438	2,301
	5	12	15		32	12,600	3.69	21,000	6.15	25,000	7.33	682	1,438	2,301
	5	9	18		32	12,600	3.69	21,000	6.15	25,000	7.33	682	1,438	2,301
	7	7	18		32	12,600	3.69	21,000	6.15	25,000	7.33	682	1,438	2,301
	9	9	15		33	12,600	3.69	21,000	6.15	25,000	7.33	682	1,438	2,301
	9	12	12		33	12,600	3.69	21,000	6.15	25,000	7.33	682	1,438	2,301

※ For our policy of continuous product improvement, specification, design and features are subject to change without prior notice.

COMBINATION TABLE

Heating															
Operation	Combination of Indoor Unit (kBtu/h Class)					Total Capacity						Input(W)		
						Min		Rated		Max				
	UNIT-A	UNIT-B	UNIT-C	UNIT-D	Total	Btu/h	kW	Btu/h	kW	Btu/h	kW	Min	Rated	Max
1 UNIT	5				5	4,000	1.17	5,500	1.61	6,325	1.85	279	384	589
	7				7	5,040	1.48	8,400	2.46	9,660	2.83	342	579	743
	9				9	6,480	1.90	10,800	3.17	12,420	3.64	483	757	997
	12				12	7,920	2.32	13,200	3.87	15,180	4.45	537	954	1,234
	15				15	9,900	2.90	16,500	4.84	18,975	5.56	688	1,189	1,593
	18				18	11,880	3.48	19,800	5.80	22,770	6.67	845	1,483	1,978
2 UNIT	5	5			10	7,200	2.11	12,000	3.52	14,400	4.22	329	598	861
	5	7			12	8,640	2.53	14,400	4.22	17,280	5.06	430	904	1,301
	5	9			14	10,080	2.95	16,800	4.92	20,160	5.91	484	945	1,360
	7	7			14	10,080	2.95	16,800	4.92	20,160	5.91	484	945	1,360
	7	9			16	11,520	3.38	19,200	5.63	23,040	6.75	540	1,118	1,610
	5	12			17	12,240	3.59	20,400	5.98	24,480	7.17	598	1,319	1,899
	9	9			18	12,960	3.80	21,600	6.33	25,920	7.60	660	1,430	2,059
	7	12			19	13,680	4.01	22,800	6.68	26,600	7.80	725	1,543	2,221
	5	15			20	14,400	4.22	24,000	7.03	26,600	7.80	764	1,662	2,380
	9	12			21	14,400	4.22	24,000	7.03	26,600	7.80	764	1,662	2,380
	7	15			22	14,400	4.22	24,000	7.03	26,600	7.80	764	1,662	2,380
	5	18			23	14,400	4.22	24,000	7.03	26,600	7.80	764	1,662	2,380
	9	15			24	14,400	4.22	24,000	7.03	26,600	7.80	764	1,662	2,380
	12	12			24	14,400	4.22	24,000	7.03	26,600	7.80	764	1,662	2,380
	7	18			25	14,400	4.22	24,000	7.03	26,600	7.80	764	1,662	2,380
	9	18			27	14,400	4.22	24,000	7.03	26,600	7.80	764	1,662	2,380
	12	15			27	14,400	4.22	24,000	7.03	26,600	7.80	764	1,662	2,380
	5	24			29	14,400	4.22	24,000	7.03	26,600	7.80	764	1,662	2,380
	12	18			30	14,400	4.22	24,000	7.03	26,600	7.80	764	1,662	2,380
	15	15			30	14,400	4.22	24,000	7.03	26,600	7.80	764	1,662	2,380
	7	24			31	14,400	4.22	24,000	7.03	26,600	7.80	764	1,662	2,380
	9	24			33	14,400	4.22	24,000	7.03	26,600	7.80	764	1,662	2,380
	15	18			33	14,400	4.22	24,000	7.03	26,600	7.80	764	1,662	2,380
3 UNIT	5	5	5		15	10,800	3.17	18,000	5.28	21,600	6.33	497	946	1,363
	5	5	7		17	12,240	3.59	20,400	5.98	24,480	7.17	551	1,118	1,610
	5	5	9		19	13,680	4.01	22,800	6.68	26,600	7.80	725	1,419	2,044
	5	7	7		19	13,680	4.01	22,800	6.68	26,600	7.80	725	1,419	2,044
	5	7	9		21	14,400	4.22	24,000	7.03	26,600	7.80	730	1,529	2,202
	7	7	7		21	14,400	4.22	24,000	7.03	26,600	7.80	730	1,529	2,202
	5	5	12		22	14,400	4.22	24,000	7.03	26,600	7.80	730	1,529	2,202
	5	9	9		23	14,400	4.22	24,000	7.03	26,600	7.80	730	1,529	2,202
	7	7	9		23	14,400	4.22	24,000	7.03	26,600	7.80	730	1,529	2,202
	5	7	12		24	14,400	4.22	24,000	7.03	26,600	7.80	730	1,529	2,202
	5	5	15		25	14,400	4.22	24,000	7.03	26,600	7.80	730	1,529	2,202
	7	9	9		25	14,400	4.22	24,000	7.03	26,600	7.80	730	1,529	2,202
	5	9	12		26	14,400	4.22	24,000	7.03	26,600	7.80	730	1,529	2,202
	7	7	12		26	14,400	4.22	24,000	7.03	26,600	7.80	730	1,529	2,202
	5	7	15		27	14,400	4.22	24,000	7.03	26,600	7.80	730	1,529	2,202
	9	9	9		27	14,400	4.22	24,000	7.03	26,600	7.80	730	1,529	2,202
	7	9	12		28	14,400	4.22	24,000	7.03	26,600	7.80	730	1,529	2,202
	5	5	18		28	14,400	4.22	24,000	7.03	26,600	7.80	730	1,529	2,202
	5	9	15		29	14,400	4.22	24,000	7.03	26,600	7.80	730	1,529	2,202
	5	12	12		29	14,400	4.22	24,000	7.03	26,600	7.80	730	1,529	2,202
	7	7	15		29	14,400	4.22	24,000	7.03	26,600	7.80	730	1,529	2,202
	5	7	18		30	14,400	4.22	24,000	7.03	26,600	7.80	730	1,529	2,202
	9	9	12		30	14,400	4.22	24,000	7.03	26,600	7.80	730	1,529	2,202
	7	9	15		31	14,400	4.22	24,000	7.03	26,600	7.80	730	1,529	2,202
	7	12	12		31	14,400	4.22	24,000	7.03	26,600	7.80	730	1,529	2,202
	5	12	15		32	14,400	4.22	24,000	7.03	26,600	7.80	730	1,529	2,202
	5	9	18		32	14,400	4.22	24,000	7.03	26,600	7.80	730	1,529	2,202
	7	7	18		32	14,400	4.22	24,000	7.03	26,600	7.80	730	1,529	2,202
	9	9	15		33	14,400	4.22	24,000	7.03	26,600	7.80	730	1,529	2,202
	9	12	12		33	14,400	4.22	24,000	7.03	26,600	7.80	730	1,529	2,202

COMBINATION TABLE

MU4R25

Cooling															
Operation	Combination of Indoor Unit (kBtu/h Class)					Total Capacity						Input(W)		
						Min		Rated		Max				
	UNIT-A	UNIT-B	UNIT-C	UNIT-D	Total	Btu/h	kW	Btu/h	kW	Btu/h	kW	Min	Rated	Max
1 UNIT	5				5	3,600	1.06	5,000	1.47	6,000	1.76	288	363	571
	7				7	4,200	1.23	7,000	2.05	8,400	2.46	319	478	645
	9				9	5,400	1.58	9,000	2.64	10,800	3.17	378	595	847
	12				12	7,200	2.11	12,000	3.52	14,400	4.22	478	822	1,139
	15				15	8,520	2.50	15,000	4.40	17,040	4.99	573	1,003	1,356
	18				18	10,800	3.17	18,000	5.28	21,600	6.33	747	1,302	1,827
2 UNIT	5	5			10	7,200	2.11	10,000	2.93	12,000	3.52	350	532	788
	5	7			12	7,200	2.11	12,000	3.52	14,400	4.22	350	669	991
	5	9			14	8,400	2.46	14,000	4.10	16,800	4.92	408	821	1,215
	7	7			14	8,400	2.46	14,000	4.10	16,800	4.92	408	821	1,215
	7	9			16	9,600	2.81	16,000	4.69	19,200	5.63	469	991	1,467
	5	12			17	10,200	2.99	17,000	4.98	20,400	5.98	532	1,083	1,603
	9	9			18	10,800	3.17	18,000	5.28	21,600	6.33	599	1,182	1,749
	7	12			19	11,400	3.34	19,000	5.57	22,800	6.68	669	1,290	1,909
	5	15			20	12,000	3.52	20,000	5.86	24,000	7.03	669	1,406	2,080
	9	12			21	12,600	3.69	21,000	6.15	24,150	7.08	743	1,530	2,264
	7	15			22	13,200	3.87	22,000	6.45	25,300	7.42	743	1,638	2,425
	5	18			23	13,800	4.04	23,000	6.74	26,450	7.75	821	1,752	2,593
	9	15			24	14,400	4.22	24,000	7.03	27,000	7.91	904	1,871	2,770
	12	12			24	14,400	4.22	24,000	7.03	27,000	7.91	904	1,871	2,770
	7	18			25	14,400	4.22	24,000	7.03	27,000	7.91	904	1,871	2,770
	9	18			27	14,400	4.22	24,000	7.03	27,000	7.91	904	1,871	2,770
	12	15			27	14,400	4.22	24,000	7.03	27,000	7.91	904	1,871	2,770
	5	24			29	14,400	4.22	24,000	7.03	27,000	7.91	904	1,871	2,770
	12	18			30	14,400	4.22	24,000	7.03	27,000	7.91	904	1,871	2,770
	15	15			30	14,400	4.22	24,000	7.03	27,000	7.91	904	1,871	2,770
	7	24			31	14,400	4.22	24,000	7.03	27,000	7.91	904	1,871	2,770
	9	24			33	14,400	4.22	24,000	7.03	27,000	7.91	904	1,871	2,770
	15	18			33	14,400	4.22	24,000	7.03	27,000	7.91	904	1,871	2,770
	18	18			36	14,400	4.22	24,000	7.03	27,000	7.91	904	1,871	2,770
	12	24			36	14,400	4.22	24,000	7.03	27,000	7.91	904	1,871	2,770
	15	24			39	14,400	4.22	24,000	7.03	27,000	7.91	904	1,871	2,770
3 UNIT	5	5	5		15	9,000	2.64	15,000	4.40	18,000	5.28	422	837	1,239
	5	5	7		17	10,200	2.99	17,000	4.98	20,400	5.98	481	1,013	1,500
	5	5	9		19	11,400	3.34	19,000	5.57	22,800	6.68	544	1,212	1,794
	5	7	7		19	11,400	3.34	19,000	5.57	22,800	6.68	544	1,212	1,794
	5	7	9		21	12,600	3.69	21,000	6.15	25,200	7.39	682	1,438	2,128
	7	7	7		21	12,600	3.69	21,000	6.15	25,200	7.39	682	1,438	2,128
	5	5	12		22	13,200	3.87	22,000	6.45	26,400	7.74	731	1,540	2,279
	5	9	9		23	13,800	4.04	23,000	6.74	27,600	8.09	731	1,647	2,437
	7	7	9		23	13,800	4.04	23,000	6.74	27,600	8.09	731	1,647	2,437
	5	7	12		24	14,400	4.22	24,000	7.03	29,000	8.50	837	1,758	2,603
	5	5	15		25	14,400	4.22	24,000	7.03	29,000	8.50	837	1,758	2,603
	7	9	9		25	14,400	4.22	24,000	7.03	29,000	8.50	837	1,758	2,603
	5	9	12		26	14,400	4.22	24,000	7.03	29,000	8.50	837	1,758	2,603
	7	7	12		26	14,400	4.22	24,000	7.03	29,000	8.50	837	1,758	2,603
	5	7	15		27	14,400	4.22	24,000	7.03	29,000	8.50	837	1,758	2,603
	9	9	9		27	14,400	4.22	24,000	7.03	29,000	8.50	837	1,758	2,603
	7	9	12		28	14,400	4.22	24,000	7.03	29,000	8.50	837	1,758	2,603
	5	5	18		28	14,400	4.22	24,000	7.03	29,000	8.50	837	1,758	2,603
	5	9	15		29	14,400	4.22	24,000	7.03	29,000	8.50	837	1,758	2,603
	5	12	12		29	14,400	4.22	24,000	7.03	29,000	8.50	837	1,758	2,603
	7	7	15		29	14,400	4.22	24,000	7.03	29,000	8.50	837	1,758	2,603
	5	7	18		30	14,400	4.22	24,000	7.03	29,000	8.50	837	1,758	2,603
	9	9	12		30	14,400	4.22	24,000	7.03	29,000	8.50	837	1,758	2,603
	7	9	15		31	14,400	4.22	24,000	7.03	29,000	8.50	837	1,758	2,603
	7	12	12		31	14,400	4.22	24,000	7.03	29,000	8.50	837	1,758	2,603
	5	12	15		32	14,400	4.22	24,000	7.03	29,000	8.50	837	1,758	2,603
	5	9	18		32	14,400	4.22	24,000	7.03	29,000	8.50	837	1,758	2,603
	7	7	18		32	14,400	4.22	24,000	7.03	29,000	8.50	837	1,758	2,603
	9	9	15		33	14,400	4.22	24,000	7.03	29,000	8.50	837	1,758	2,603
	9	12	12		33	14,400	4.22	24,000	7.03	29,000	8.50	837	1,758	2,603
	7	9	18		34	14,400	4.22	24,000	7.03	29,000	8.50	837	1,758	2,603
	7	12	15		34	14,400	4.22	24,000	7.03	29,000	8.50	837	1,758	2,603
	5	5	24		34	14,400	4.22	24,000	7.03	29,000	8.50	837	1,758	2,603
	5	12	18		35	14,400	4.22	24,000	7.03	29,000	8.50	837	1,758	2,603
	5	15	15		35	14,400	4.22	24,000	7.03	29,000	8.50	837	1,758	2,603
	5	7	24		36	14,400	4.22	24,000	7.03	29,000	8.50	837	1,758	2,603
	9	12	15		36	14,400	4.22	24,000	7.03	29,000	8.50	837	1,758	2,603
	12	12	12		36	14,400	4.22	24,000	7.03	29,000	8.50	837	1,758	2,603
	9	9	18		36	14,400	4.22	24,000	7.03	29,000	8.50	837	1,758	2,603
	7	12	18		37	14,400	4.22	24,000	7.03	29,000	8.50	837	1,758	2,603
	7	15	15		37	14,400	4.22	24,000	7.03	29,000	8.50	837	1,758	2,603
	5	9	24		38	14,400	4.22	24,000	7.03	29,000	8.50	837	1,758	2,603
	5	15	18		38	14,400	4.22	24,000	7.03	29,000	8.50	837	1,758	2,603
	7	7	24		38	14,400	4.22	24,000	7.03	29,000	8.50	837	1,758	2,603
	9	12	18		39	14,400	4.22	24,000	7.03	29,000	8.50	837	1,758	2,603
	9	15	15		39	14,400	4.22	24,000	7.03	29,000	8.50	837	1,758	2,603
	12	12	15		39	14,400	4.22	24,000	7.03	29,000	8.50	837	1,758	2,603

※ For our policy of continuous product improvement, specification, design and features are subject to change without prior notice.

COMBINATION TABLE

Cooling															
Operation	Combination of Indoor Unit (kBtu/h Class)					Total Capacity						Input(W)		
						Min		Rated		Max				
	UNIT-A	UNIT-B	UNIT-C	UNIT-D	Total	Btu/h	kW	Btu/h	kW	Btu/h	kW	Min	Rated	Max
4 UNIT	5	5	5	5	20	12,000	3.52	20,000	5.86	24,000	7.03	592	1,265	1,872
	5	5	5	7	22	13,200	3.87	22,000	6.45	29,000	8.50	659	1,495	2,212
	5	5	5	9	24	14,400	4.22	24,000	7.03	29,000	8.50	731	1,758	2,603
	5	5	7	7	24	14,400	4.22	24,000	7.03	29,000	8.50	731	1,758	2,603
	5	5	7	9	26	14,400	4.22	24,000	7.03	29,000	8.50	731	1,758	2,603
	5	7	7	7	26	14,400	4.22	24,000	7.03	29,000	8.50	731	1,758	2,603
	5	5	5	12	27	14,400	4.22	24,000	7.03	29,000	8.50	731	1,758	2,603
	5	5	9	9	28	14,400	4.22	24,000	7.03	29,000	8.50	731	1,758	2,603
	5	7	7	9	28	14,400	4.22	24,000	7.03	29,000	8.50	731	1,758	2,603
	7	7	7	7	28	14,400	4.22	24,000	7.03	29,000	8.50	731	1,758	2,603
	5	5	7	12	29	14,400	4.22	24,000	7.03	29,000	8.50	731	1,758	2,603
	5	5	5	15	30	14,400	4.22	24,000	7.03	29,000	8.50	731	1,758	2,603
	5	7	9	9	30	14,400	4.22	24,000	7.03	29,000	8.50	731	1,758	2,603
	7	7	7	9	30	14,400	4.22	24,000	7.03	29,000	8.50	731	1,758	2,603
	5	5	9	12	31	14,400	4.22	24,000	7.03	29,000	8.50	731	1,758	2,603
	5	7	7	12	31	14,400	4.22	24,000	7.03	29,000	8.50	731	1,758	2,603
	5	5	7	15	32	14,400	4.22	24,000	7.03	29,000	8.50	731	1,758	2,603
	7	7	9	9	32	14,400	4.22	24,000	7.03	29,000	8.50	731	1,758	2,603
	5	9	9	9	32	14,400	4.22	24,000	7.03	29,000	8.50	731	1,758	2,603
	5	5	5	18	33	14,400	4.22	24,000	7.03	29,000	8.50	731	1,758	2,603
	5	7	9	12	33	14,400	4.22	24,000	7.03	29,000	8.50	731	1,758	2,603
	7	7	7	12	33	14,400	4.22	24,000	7.03	29,000	8.50	731	1,758	2,603
	5	5	9	15	34	14,400	4.22	24,000	7.03	29,000	8.50	731	1,758	2,603
	5	5	12	12	34	14,400	4.22	24,000	7.03	29,000	8.50	731	1,758	2,603
	5	7	7	15	34	14,400	4.22	24,000	7.03	29,000	8.50	731	1,758	2,603
	7	9	9	9	34	14,400	4.22	24,000	7.03	29,000	8.50	731	1,758	2,603
	5	5	7	18	35	14,400	4.22	24,000	7.03	29,000	8.50	731	1,758	2,603
	5	9	9	12	35	14,400	4.22	24,000	7.03	29,000	8.50	731	1,758	2,603
	7	7	9	12	35	14,400	4.22	24,000	7.03	29,000	8.50	731	1,758	2,603
	5	7	9	15	36	14,400	4.22	24,000	7.03	29,000	8.50	731	1,758	2,603
	5	7	12	12	36	14,400	4.22	24,000	7.03	29,000	8.50	731	1,758	2,603
	7	7	7	15	36	14,400	4.22	24,000	7.03	29,000	8.50	731	1,758	2,603
	9	9	9	9	36	14,400	4.22	24,000	7.03	29,000	8.50	731	1,758	2,603
	5	5	9	18	37	14,400	4.22	24,000	7.03	29,000	8.50	731	1,758	2,603
	5	5	12	15	37	14,400	4.22	24,000	7.03	29,000	8.50	731	1,758	2,603
	5	7	7	18	37	14,400	4.22	24,000	7.03	29,000	8.50	731	1,758	2,603
	7	9	9	12	37	14,400	4.22	24,000	7.03	29,000	8.50	731	1,758	2,603
	5	9	9	15	38	14,400	4.22	24,000	7.03	29,000	8.50	731	1,758	2,603
	7	7	9	15	38	14,400	4.22	24,000	7.03	29,000	8.50	731	1,758	2,603
	7	7	12	12	38	14,400	4.22	24,000	7.03	29,000	8.50	731	1,758	2,603
	5	5	5	24	39	14,400	4.22	24,000	7.03	29,000	8.50	731	1,758	2,603
	5	7	9	18	39	14,400	4.22	24,000	7.03	29,000	8.50	731	1,758	2,603
	5	7	12	15	39	14,400	4.22	24,000	7.03	29,000	8.50	731	1,758	2,603
	9	9	9	12	39	14,400	4.22	24,000	7.03	29,000	8.50	731	1,758	2,603
	7	7	7	18	39	14,400	4.22	24,000	7.03	29,000	8.50	731	1,758	2,603

COMBINATION TABLE

MU4R25

Heating															
Operation	Combination of Indoor Unit (kBtu/h Class)					Total Capacity						Input(W)		
						Min		Rated		Max				
	UNIT-A	UNIT-B	UNIT-C	UNIT-D	Total	Btu/h	kW	Btu/h	kW	Btu/h	kW	Min	Rated	Max
1 UNIT	5				5	4,000	1.17	5,500	1.61	6,325	1.85	279	384	589
	7				7	5,040	1.48	8,400	2.46	9,660	2.83	342	579	743
	9				9	6,480	1.90	10,800	3.17	12,420	3.64	483	757	997
	12				12	7,920	2.32	13,200	3.87	15,180	4.45	537	954	1,234
	15				15	9,900	2.90	16,500	4.84	18,975	5.56	688	1,189	1,593
	18				18	11,880	3.48	19,800	5.80	22,770	6.67	845	1,483	1,978
	24				24	15,240	4.47	25,400	7.44	26,670	7.82	1,101	1,840	2,327
2 UNIT	5	5			10	7,200	2.11	12,000	3.52	14,400	4.22	329	598	861
	5	7			12	8,640	2.53	14,400	4.22	17,280	5.06	430	904	1,301
	5	9			14	10,080	2.95	16,800	4.92	20,160	5.91	484	945	1,360
	7	7			14	10,080	2.95	16,800	4.92	20,160	5.91	484	945	1,360
	7	9			16	11,520	3.38	19,200	5.63	23,040	6.75	540	1,118	1,610
	5	12			17	12,240	3.59	20,400	5.98	24,480	7.17	598	1,319	1,899
	9	9			18	12,960	3.80	21,600	6.33	25,920	7.60	660	1,430	2,059
	7	12			19	13,680	4.01	22,800	6.68	27,360	8.02	725	1,543	2,221
	5	15			20	14,400	4.22	24,000	7.03	28,800	8.44	764	1,662	2,393
	9	12			21	15,120	4.43	25,200	7.39	29,000	8.50	793	1,749	2,518
	7	15			22	15,840	4.64	26,400	7.74	29,000	8.50	867	1,836	2,644
	5	18			23	16,560	4.85	27,600	8.09	29,000	8.50	945	1,977	2,850
	9	15			24	16,560	4.85	27,600	8.09	29,000	8.50	945	1,977	2,850
	12	12			24	16,560	4.85	27,600	8.09	29,000	8.50	945	1,977	2,850
	7	18			25	16,560	4.85	27,600	8.09	29,000	8.50	945	1,977	2,850
	9	18			27	16,560	4.85	27,600	8.09	29,000	8.50	945	1,977	2,850
	12	15			27	16,560	4.85	27,600	8.09	29,000	8.50	945	1,977	2,850
	5	24			29	16,560	4.85	27,600	8.09	29,000	8.50	945	1,977	2,850
	12	18			30	16,560	4.85	27,600	8.09	29,000	8.50	945	1,977	2,850
	15	15			30	16,560	4.85	27,600	8.09	29,000	8.50	945	1,977	2,850
	7	24			31	16,560	4.85	27,600	8.09	29,000	8.50	945	1,977	2,850
	9	24			33	16,560	4.85	27,600	8.09	29,000	8.50	945	1,977	2,850
	15	18			33	16,560	4.85	27,600	8.09	29,000	8.50	945	1,977	2,850
	18	18			36	16,560	4.85	27,600	8.09	29,000	8.50	945	1,977	2,850
	12	24			36	16,560	4.85	27,600	8.09	29,000	8.50	945	1,977	2,850
	15	24			39	16,560	4.85	27,600	8.09	29,000	8.50	945	1,977	2,850
3 UNIT	5	5	5		15	10,800	3.17	18,000	5.28	21,600	6.33	497	946	1,363
	5	5	7		17	12,240	3.59	20,400	5.98	24,480	7.17	551	1,118	1,610
	5	5	9		19	13,680	4.01	22,800	6.68	27,360	8.02	725	1,419	2,044
	5	7	7		19	13,680	4.01	22,800	6.68	27,360	8.02	725	1,419	2,044
	5	7	9		21	15,120	4.43	25,200	7.39	30,240	8.86	730	1,610	2,319
	7	7	7		21	15,120	4.43	25,200	7.39	30,240	8.86	730	1,610	2,319
	5	5	12		22	15,840	4.64	26,400	7.74	31,000	9.09	798	1,697	2,444
	5	9	9		23	16,560	4.85	27,600	8.09	31,000	9.09	870	1,838	2,647
	7	7	9		23	16,560	4.85	27,600	8.09	31,000	9.09	870	1,838	2,647
	5	7	12		24	16,560	4.85	27,600	8.09	31,000	9.09	870	1,838	2,647
	5	5	15		25	16,560	4.85	27,600	8.09	31,000	9.09	870	1,838	2,647
	7	9	9		25	16,560	4.85	27,600	8.09	31,000	9.09	870	1,838	2,647
	5	9	12		26	16,560	4.85	27,600	8.09	31,000	9.09	870	1,838	2,647
	7	7	12		26	16,560	4.85	27,600	8.09	31,000	9.09	870	1,838	2,647
	5	7	15		27	16,560	4.85	27,600	8.09	31,000	9.09	870	1,838	2,647
	9	9	9		27	16,560	4.85	27,600	8.09	31,000	9.09	870	1,838	2,647
	7	9	12		28	16,560	4.85	27,600	8.09	31,000	9.09	870	1,838	2,647
	5	5	18		28	16,560	4.85	27,600	8.09	31,000	9.09	870	1,838	2,647
	5	9	15		29	16,560	4.85	27,600	8.09	31,000	9.09	870	1,838	2,647
	5	12	12		29	16,560	4.85	27,600	8.09	31,000	9.09	870	1,838	2,647
	7	7	15		29	16,560	4.85	27,600	8.09	31,000	9.09	870	1,838	2,647
	5	7	18		30	16,560	4.85	27,600	8.09	31,000	9.09	870	1,838	2,647
	9	9	12		30	16,560	4.85	27,600	8.09	31,000	9.09	870	1,838	2,647
	7	9	15		31	16,560	4.85	27,600	8.09	31,000	9.09	870	1,838	2,647
	7	12	12		31	16,560	4.85	27,600	8.09	31,000	9.09	870	1,838	2,647
	5	12	15		32	16,560	4.85	27,600	8.09	31,000	9.09	870	1,838	2,647
	5	9	18		32	16,560	4.85	27,600	8.09	31,000	9.09	870	1,838	2,647
	7	7	18		32	16,560	4.85	27,600	8.09	31,000	9.09	870	1,838	2,647
	9	9	15		33	16,560	4.85	27,600	8.09	31,000	9.09	870	1,838	2,647
	9	12	12		33	16,560	4.85	27,600	8.09	31,000	9.09	870	1,838	2,647
	7	9	18		34	16,560	4.85	27,600	8.09	31,000	9.09	870	1,838	2,647
	7	12	15		34	16,560	4.85	27,600	8.09	31,000	9.09	870	1,838	2,647
	5	5	24		34	16,560	4.85	27,600	8.09	31,000	9.09	870	1,838	2,647
	5	12	18		35	16,560	4.85	27,600	8.09	31,000	9.09	870	1,838	2,647
	5	15	15		35	16,560	4.85	27,600	8.09	31,000	9.09	870	1,838	2,647
	5	7	24		36	16,560	4.85	27,600	8.09	31,000	9.09	870	1,838	2,647
	9	12	15		36	16,560	4.85	27,600	8.09	31,000	9.09	870	1,838	2,647
	12	12	12		36	16,560	4.85	27,600	8.09	31,000	9.09	870	1,838	2,647
	9	9	18		36	16,560	4.85	27,600	8.09	31,000	9.09	870	1,838	2,647
	7	12	18		37	16,560	4.85	27,600	8.09	31,000	9.09	870	1,838	2,647
	7	15	15		37	16,560	4.85	27,600	8.09	31,000	9.09	870	1,838	2,647
	5	9	24		38	16,560	4.85	27,600	8.09	31,000	9.09	870	1,838	2,647
	5	15	18		38	16,560	4.85	27,600	8.09	31,000	9.09	870	1,838	2,647
	7	7	24		38	16,560	4.85	27,600	8.09	31,000	9.09	870	1,838	2,647
	9	12	18		39	16,560	4.85	27,600	8.09	31,000	9.09	870	1,838	2,647
	9	15	15		39	16,560	4.85	27,600	8.09	31,000	9.09	870	1,838	2,647
	12	12	15		39	16,560	4.85	27,600	8.09	31,000	9.09	870	1,838	2,647

※ For our policy of continuous product improvement, specification, design and features are subject to change without prior notice.

COMBINATION TABLE

Heating															
Operation	Combination of Indoor Unit (kBtu/h Class)					Total Capacity						Input(W)		
						Min		Rated		Max				
	UNIT-A	UNIT-B	UNIT-C	UNIT-D	Total	Btu/h	kW	Btu/h	kW	Btu/h	kW	Min	Rated	Max
4 UNIT	5	5	5	5	20	14,400	4.22	24,000	7.03	28,800	8.44	700	1,418	2,041
	5	5	5	7	22	15,840	4.64	26,400	7.74	31,000	9.09	795	1,625	2,339
	5	5	5	9	24	16,560	4.85	27,600	8.09	31,000	9.09	832	1,838	2,647
	5	5	7	7	24	16,560	4.85	27,600	8.09	31,000	9.09	832	1,838	2,647
	5	5	7	9	26	16,560	4.85	27,600	8.09	31,000	9.09	832	1,838	2,647
	5	7	7	7	26	16,560	4.85	27,600	8.09	31,000	9.09	832	1,838	2,647
	5	5	5	12	27	16,560	4.85	27,600	8.09	31,000	9.09	832	1,838	2,647
	5	5	9	9	28	16,560	4.85	27,600	8.09	31,000	9.09	832	1,838	2,647
	5	7	7	9	28	16,560	4.85	27,600	8.09	31,000	9.09	832	1,838	2,647
	7	7	7	7	28	16,560	4.85	27,600	8.09	31,000	9.09	832	1,838	2,647
	5	5	7	12	29	16,560	4.85	27,600	8.09	31,000	9.09	832	1,838	2,647
	5	5	5	15	30	16,560	4.85	27,600	8.09	31,000	9.09	832	1,838	2,647
	5	7	9	9	30	16,560	4.85	27,600	8.09	31,000	9.09	832	1,838	2,647
	7	7	7	9	30	16,560	4.85	27,600	8.09	31,000	9.09	832	1,838	2,647
	5	5	9	12	31	16,560	4.85	27,600	8.09	31,000	9.09	832	1,838	2,647
	5	7	7	12	31	16,560	4.85	27,600	8.09	31,000	9.09	832	1,838	2,647
	5	5	7	15	32	16,560	4.85	27,600	8.09	31,000	9.09	832	1,838	2,647
	7	7	9	9	32	16,560	4.85	27,600	8.09	31,000	9.09	832	1,838	2,647
	5	9	9	9	32	16,560	4.85	27,600	8.09	31,000	9.09	832	1,838	2,647
	5	5	5	18	33	16,560	4.85	27,600	8.09	31,000	9.09	832	1,838	2,647
	5	7	9	12	33	16,560	4.85	27,600	8.09	31,000	9.09	832	1,838	2,647
	7	7	7	12	33	16,560	4.85	27,600	8.09	31,000	9.09	832	1,838	2,647
	5	5	9	15	34	16,560	4.85	27,600	8.09	31,000	9.09	832	1,838	2,647
	5	5	12	12	34	16,560	4.85	27,600	8.09	31,000	9.09	832	1,838	2,647
	5	7	7	15	34	16,560	4.85	27,600	8.09	31,000	9.09	832	1,838	2,647
	7	9	9	9	34	16,560	4.85	27,600	8.09	31,000	9.09	832	1,838	2,647
	5	5	7	18	35	16,560	4.85	27,600	8.09	31,000	9.09	832	1,838	2,647
	5	9	9	12	35	16,560	4.85	27,600	8.09	31,000	9.09	832	1,838	2,647
	7	7	9	12	35	16,560	4.85	27,600	8.09	31,000	9.09	832	1,838	2,647
	5	7	9	15	36	16,560	4.85	27,600	8.09	31,000	9.09	832	1,838	2,647
	5	7	12	12	36	16,560	4.85	27,600	8.09	31,000	9.09	832	1,838	2,647
	7	7	7	15	36	16,560	4.85	27,600	8.09	31,000	9.09	832	1,838	2,647
	9	9	9	9	36	16,560	4.85	27,600	8.09	31,000	9.09	832	1,838	2,647
	5	5	9	18	37	16,560	4.85	27,600	8.09	31,000	9.09	832	1,838	2,647
	5	5	12	15	37	16,560	4.85	27,600	8.09	31,000	9.09	832	1,838	2,647
	5	7	7	18	37	16,560	4.85	27,600	8.09	31,000	9.09	832	1,838	2,647
	7	9	9	12	37	16,560	4.85	27,600	8.09	31,000	9.09	832	1,838	2,647
	5	9	9	15	38	16,560	4.85	27,600	8.09	31,000	9.09	832	1,838	2,647
	7	7	9	15	38	16,560	4.85	27,600	8.09	31,000	9.09	832	1,838	2,647
	7	7	12	12	38	16,560	4.85	27,600	8.09	31,000	9.09	832	1,838	2,647
	5	5	5	24	39	16,560	4.85	27,600	8.09	31,000	9.09	832	1,838	2,647
	5	7	9	18	39	16,560	4.85	27,600	8.09	31,000	9.09	832	1,838	2,647
	5	7	12	15	39	16,560	4.85	27,600	8.09	31,000	9.09	832	1,838	2,647
	9	9	9	12	39	16,560	4.85	27,600	8.09	31,000	9.09	832	1,838	2,647
	7	7	7	18	39	16,560	4.85	27,600	8.09	31,000	9.09	832	1,838	2,647

COMBINATION TABLE

MU4R27

Cooling															
Operation	Combination of Indoor Unit (kBtu/h Class)					Total Capacity						Input(W)		
						Min		Rated		Max				
	UNIT-A	UNIT-B	UNIT-C	UNIT-D	Total	Btu/h	kW	Btu/h	kW	Btu/h	kW	Min	Rated	Max
1 UNIT	5				5	4,500	1.32	5,000	1.47	6,000	1.76	416	418	612
	7				7	4,800	1.41	7,000	2.05	8,400	2.46	416	494	663
	9				9	5,400	1.58	9,000	2.64	10,800	3.17	416	617	861
	12				12	7,200	2.11	12,000	3.52	14,400	4.22	494	846	1,153
	15				15	8,520	2.50	14,200	4.16	17,040	4.99	592	1,029	1,395
	18				18	10,800	3.17	18,000	5.28	21,600	6.33	769	1,328	1,804
	24				24	14,400	4.22	24,000	7.03	25,500	7.47	1,029	1,815	2,536
2 UNIT	5	5			10	6,000	1.76	10,000	2.93	12,000	3.52	378	623	853
	5	7			12	7,200	2.11	12,000	3.52	14,400	4.22	444	761	1,038
	5	9			14	8,400	2.46	14,000	4.10	16,800	4.92	533	903	1,228
	7	7			14	8,400	2.46	14,000	4.10	16,800	4.92	533	903	1,228
	7	9			16	9,600	2.81	16,000	4.69	19,200	5.63	601	1,047	1,423
	5	12			17	10,200	2.99	17,000	4.98	20,400	5.98	646	1,121	1,537
	9	9			18	10,800	3.17	18,000	5.28	21,600	6.33	692	1,195	1,623
	7	12			19	11,400	3.34	19,000	5.57	22,800	6.68	715	1,270	1,740
	5	15			20	12,000	3.52	20,000	5.86	24,000	7.03	761	1,347	1,829
	9	12			21	12,600	3.69	21,000	6.15	25,200	7.39	808	1,423	2,012
	7	15			22	13,200	3.87	22,000	6.45	26,400	7.74	855	1,475	2,154
	5	18			23	13,800	4.04	23,000	6.74	27,600	8.09	879	1,554	2,351
	9	15			24	14,400	4.22	24,000	7.03	28,800	8.44	927	1,633	2,505
	12	12			24	14,400	4.22	24,000	7.03	28,800	8.44	927	1,633	2,505
	7	18			25	15,000	4.40	25,000	7.33	30,000	8.79	975	1,755	2,721
	9	18			27	16,200	4.75	27,000	7.91	31,050	9.10	1,047	2,011	2,891
	12	15			27	16,200	4.75	27,000	7.91	31,050	9.10	1,047	2,011	2,891
	5	24			29	16,200	4.75	27,000	7.91	31,050	9.10	1,047	2,011	2,891
	12	18			30	16,200	4.75	27,000	7.91	31,050	9.10	1,047	2,011	2,891
	15	15			30	16,200	4.75	27,000	7.91	31,050	9.10	1,047	2,011	2,891
	7	24			31	16,200	4.75	27,000	7.91	31,050	9.10	1,047	2,011	2,891
	9	24			33	16,200	4.75	27,000	7.91	31,050	9.10	1,047	2,011	2,891
	15	18			33	16,200	4.75	27,000	7.91	31,050	9.10	1,047	2,011	2,891
	18	18			36	16,200	4.75	27,000	7.91	31,050	9.10	1,047	2,011	2,891
	12	24			36	16,200	4.75	27,000	7.91	31,050	9.10	1,047	2,011	2,891
	15	24			39	16,200	4.75	27,000	7.91	31,050	9.10	1,047	2,011	2,891
3 UNIT	5	5	5		15	9,000	2.64	15,000	4.40	18,000	5.28	522	916	1,258
	5	5	7		17	10,200	2.99	17,000	4.98	20,400	5.98	607	1,054	1,445
	5	5	9		19	11,400	3.34	19,000	5.57	22,800	6.68	672	1,194	1,636
	5	7	7		19	11,400	3.34	19,000	5.57	22,800	6.68	672	1,194	1,636
	5	7	9		21	12,600	3.69	21,000	6.15	25,200	7.39	760	1,338	1,891
	7	7	7		21	12,600	3.69	21,000	6.15	25,200	7.39	760	1,338	1,891
	5	5	12		22	13,200	3.87	22,000	6.45	26,400	7.74	804	1,387	2,025
	5	9	9		23	13,800	4.04	23,000	6.74	27,600	8.09	826	1,461	2,219
	7	7	9		23	13,800	4.04	23,000	6.74	27,600	8.09	826	1,461	2,219
	5	7	12		24	14,400	4.22	24,000	7.03	28,800	8.44	871	1,535	2,379
	5	5	15		25	15,000	4.40	25,000	7.33	30,000	8.79	916	1,650	2,605
	7	9	9		25	15,000	4.40	25,000	7.33	30,000	8.79	916	1,650	2,605
	5	9	12		26	15,600	4.57	26,000	7.62	31,200	9.14	962	1,767	2,784
	7	7	12		26	15,600	4.57	26,000	7.62	31,200	9.14	962	1,767	2,784
	5	7	15		27	16,200	4.75	27,000	7.91	31,050	9.10	984	1,890	2,784
	9	9	9		27	16,200	4.75	27,000	7.91	31,050	9.10	984	1,890	2,784
	7	9	12		28	16,200	4.75	27,000	7.91	31,050	9.10	984	1,890	2,784
	5	5	18		28	16,200	4.75	27,000	7.91	31,050	9.10	984	1,890	2,784
	5	9	15		29	16,200	4.75	27,000	7.91	31,050	9.10	984	1,890	2,784
	5	12	12		29	16,200	4.75	27,000	7.91	31,050	9.10	984	1,890	2,784
	7	7	15		29	16,200	4.75	27,000	7.91	31,050	9.10	984	1,890	2,784
	5	7	18		30	16,200	4.75	27,000	7.91	31,050	9.10	984	1,890	2,784
	9	9	12		30	16,200	4.75	27,000	7.91	31,050	9.10	984	1,890	2,784
	7	9	15		31	16,200	4.75	27,000	7.91	31,050	9.10	984	1,890	2,784
	7	12	12		31	16,200	4.75	27,000	7.91	31,050	9.10	984	1,890	2,784
	5	12	15		32	16,200	4.75	27,000	7.91	31,050	9.10	984	1,890	2,784
	5	9	18		32	16,200	4.75	27,000	7.91	31,050	9.10	984	1,890	2,784
	7	7	18		32	16,200	4.75	27,000	7.91	31,050	9.10	984	1,890	2,784
	9	9	15		33	16,200	4.75	27,000	7.91	31,050	9.10	984	1,890	2,784
	9	12	12		33	16,200	4.75	27,000	7.91	31,050	9.10	984	1,890	2,784
	7	9	18		34	16,200	4.75	27,000	7.91	31,050	9.10	984	1,890	2,784
	7	12	15		34	16,200	4.75	27,000	7.91	31,050	9.10	984	1,890	2,784
	5	5	24		34	16,200	4.75	27,000	7.91	31,050	9.10	984	1,890	2,784
	5	12	18		35	16,200	4.75	27,000	7.91	31,050	9.10	984	1,890	2,784
	5	15	15		35	16,200	4.75	27,000	7.91	31,050	9.10	984	1,890	2,784
	5	7	24		36	16,200	4.75	27,000	7.91	31,050	9.10	984	1,890	2,784
	9	12	15		36	16,200	4.75	27,000	7.91	31,050	9.10	984	1,890	2,784
	12	12	12		36	16,200	4.75	27,000	7.91	31,050	9.10	984	1,890	2,784
	9	9	18		36	16,200	4.75	27,000	7.91	31,050	9.10	984	1,890	2,784
	7	12	18		37	16,200	4.75	27,000	7.91	31,050	9.10	984	1,890	2,784
	7	15	15		37	16,200	4.75	27,000	7.91	31,050	9.10	984	1,890	2,784
	5	9	24		38	16,200	4.75	27,000	7.91	31,050	9.10	984	1,890	2,784
	5	15	18		38	16,200	4.75	27,000	7.91	31,050	9.10	984	1,890	2,784
	7	7	24		38	16,200	4.75	27,000	7.91	31,050	9.10	984	1,890	2,784
	9	12	18		39	16,200	4.75	27,000	7.91	31,050	9.10	984	1,890	2,784
	9	15	15		39	16,200	4.75	27,000	7.91	31,050	9.10	984	1,890	2,784
	12	12	15		39	16,200	4.75	27,000	7.91	31,050	9.10	984	1,890	2,784
	7	9	24		40	16,200	4.75	27,000	7.91	31,050	9.10	984	1,890	2,784
	7	15	18		40	16,200	4.75	27,000	7.91	31,050	9.10	984	1,890	2,784
	5	12	24		41	16,200	4.75	27,000	7.91	31,050	9.10	984	1,890	2,784
	5	18	18		41	16,200	4.75	27,000	7.91	31,050	9.10	984	1,890	2,784

※ For our policy of continuous product improvement, specification, design and features are subject to change without prior notice.

COMBINATION TABLE

Cooling															
Operation	Combination of Indoor Unit (kBtu/h Class)					Total Capacity						Input(W)		
						Min		Rated		Max				
	UNIT-A	UNIT-B	UNIT-C	UNIT-D	Total	Btu/h	kW	Btu/h	kW	Btu/h	kW	Min	Rated	Max
4 UNIT	5	5	5	5	20	12,000	3.52	20,000	5.86	24,000	7.03	680	1,202	1,633
	5	5	5	7	22	13,200	3.87	22,000	6.45	26,400	7.74	764	1,317	1,923
	5	5	5	9	24	14,400	4.22	24,000	7.03	28,800	8.44	827	1,458	2,215
	5	5	7	7	24	14,400	4.22	24,000	7.03	28,800	8.44	827	1,458	2,215
	5	5	7	9	26	15,600	4.57	26,000	7.62	31,200	9.14	913	1,679	2,520
	5	7	7	7	26	15,600	4.57	26,000	7.62	31,200	9.14	913	1,679	2,520
	5	5	5	12	27	16,200	4.75	27,000	7.91	32,400	9.50	935	1,795	2,706
	5	5	9	9	28	16,200	4.75	27,000	7.91	32,400	9.50	935	1,795	2,706
	5	7	7	9	28	16,200	4.75	27,000	7.91	32,400	9.50	935	1,795	2,706
	7	7	7	7	28	16,200	4.75	27,000	7.91	32,400	9.50	935	1,795	2,706
	5	5	7	12	29	16,200	4.75	27,000	7.91	32,400	9.50	935	1,795	2,706
	5	5	5	15	30	16,200	4.75	27,000	7.91	32,400	9.50	935	1,795	2,706
	5	7	9	9	30	16,200	4.75	27,000	7.91	32,400	9.50	935	1,795	2,706
	7	7	7	9	30	16,200	4.75	27,000	7.91	32,400	9.50	935	1,795	2,706
	5	5	9	12	31	16,200	4.75	27,000	7.91	32,400	9.50	935	1,795	2,706
	5	7	7	12	31	16,200	4.75	27,000	7.91	32,400	9.50	935	1,795	2,706
	5	5	7	15	32	16,200	4.75	27,000	7.91	32,400	9.50	935	1,795	2,706
	7	7	9	9	32	16,200	4.75	27,000	7.91	32,400	9.50	935	1,795	2,706
	5	9	9	9	32	16,200	4.75	27,000	7.91	32,400	9.50	935	1,795	2,706
	5	5	5	18	33	16,200	4.75	27,000	7.91	32,400	9.50	935	1,795	2,706
	5	7	9	12	33	16,200	4.75	27,000	7.91	32,400	9.50	935	1,795	2,706
	7	7	7	12	33	16,200	4.75	27,000	7.91	32,400	9.50	935	1,795	2,706
	5	5	9	15	34	16,200	4.75	27,000	7.91	32,400	9.50	935	1,795	2,706
	5	5	12	12	34	16,200	4.75	27,000	7.91	32,400	9.50	935	1,795	2,706
	5	7	7	15	34	16,200	4.75	27,000	7.91	32,400	9.50	935	1,795	2,706
	7	9	9	9	34	16,200	4.75	27,000	7.91	32,400	9.50	935	1,795	2,706
	5	5	7	18	35	16,200	4.75	27,000	7.91	32,400	9.50	935	1,795	2,706
	5	9	9	12	35	16,200	4.75	27,000	7.91	32,400	9.50	935	1,795	2,706
	7	7	9	12	35	16,200	4.75	27,000	7.91	32,400	9.50	935	1,795	2,706
	5	7	9	15	36	16,200	4.75	27,000	7.91	32,400	9.50	935	1,795	2,706
	5	7	12	12	36	16,200	4.75	27,000	7.91	32,400	9.50	935	1,795	2,706
	7	7	7	15	36	16,200	4.75	27,000	7.91	32,400	9.50	935	1,795	2,706
	9	9	9	9	36	16,200	4.75	27,000	7.91	32,400	9.50	935	1,795	2,706
	5	5	9	18	37	16,200	4.75	27,000	7.91	32,400	9.50	935	1,795	2,706
	5	7	7	18	37	16,200	4.75	27,000	7.91	32,400	9.50	935	1,795	2,706
	7	9	9	12	37	16,200	4.75	27,000	7.91	32,400	9.50	935	1,795	2,706
	5	9	9	15	38	16,200	4.75	27,000	7.91	32,400	9.50	935	1,795	2,706
	7	7	9	15	38	16,200	4.75	27,000	7.91	32,400	9.50	935	1,795	2,706
	7	7	12	12	38	16,200	4.75	27,000	7.91	32,400	9.50	935	1,795	2,706
	5	5	5	24	39	16,200	4.75	27,000	7.91	32,400	9.50	935	1,795	2,706
	5	7	9	18	39	16,200	4.75	27,000	7.91	32,400	9.50	935	1,795	2,706
	5	7	12	15	39	16,200	4.75	27,000	7.91	32,400	9.50	935	1,795	2,706
	9	9	9	12	39	16,200	4.75	27,000	7.91	32,400	9.50	935	1,795	2,706
	7	7	7	18	39	16,200	4.75	27,000	7.91	32,400	9.50	935	1,795	2,706
	7	9	9	15	40	16,200	4.75	27,000	7.91	32,400	9.50	935	1,795	2,706
	7	9	12	12	40	16,200	4.75	27,000	7.91	32,400	9.50	935	1,795	2,706
	5	5	7	24	41	16,200	4.75	27,000	7.91	32,400	9.50	935	1,795	2,706
	5	9	12	15	41	16,200	4.75	27,000	7.91	32,400	9.50	935	1,795	2,706
	5	12	12	12	41	16,200	4.75	27,000	7.91	32,400	9.50	935	1,795	2,706
	7	7	12	15	41	16,200	4.75	27,000	7.91	32,400	9.50	935	1,795	2,706
	7	7	9	18	41	16,200	4.75	27,000	7.91	32,400	9.50	935	1,795	2,706

COMBINATION TABLE

MU4R27

Heating															
Operation	Combination of Indoor Unit (kBtu/h Class)					Total Capacity						Input(W)		
						Min		Rated		Max				
	UNIT-A	UNIT-B	UNIT-C	UNIT-D	Total	Btu/h	kW	Btu/h	kW	Btu/h	kW	Min	Rated	Max
1 UNIT	5				5	5,000	1.47	5,500	1.61	6,325	1.85	610	610	714
	7				7	5,400	1.58	8,400	2.46	9,660	2.83	610	636	825
	9				9	6,480	1.90	10,800	3.17	12,420	3.64	610	826	1,077
	12				12	7,920	2.32	13,200	3.87	15,180	4.45	583	1,021	1,338
	15				15	9,900	2.90	16,500	4.84	18,975	5.56	744	1,279	1,744
	18				18	11,880	3.48	19,800	5.80	22,770	6.67	909	1,577	2,133
	24				24	15,240	4.47	25,400	7.44	26,670	7.82	1,192	2,077	2,538
2 UNIT	5	5			10	7,200	2.11	12,000	3.52	14,400	4.22	451	773	1,081
	5	7			12	8,640	2.53	14,400	4.22	17,280	5.06	541	940	1,337
	5	9			14	10,080	2.95	16,800	4.92	20,160	5.91	656	1,112	1,571
	7	7			14	10,080	2.95	16,800	4.92	20,160	5.91	656	1,112	1,571
	7	9			16	11,520	3.38	19,200	5.63	23,040	6.75	749	1,289	1,844
	5	12			17	12,240	3.59	20,400	5.98	24,480	7.17	796	1,392	1,968
	9	9			18	12,960	3.80	21,600	6.33	25,920	7.60	844	1,471	2,094
	7	12			19	13,680	4.01	22,800	6.68	27,360	8.02	892	1,577	2,222
	5	15			20	14,400	4.22	24,000	7.03	28,800	8.44	940	1,657	2,352
	9	12			21	15,120	4.43	25,200	7.39	30,240	8.86	989	1,766	2,568
	7	15			22	15,840	4.64	26,400	7.74	31,680	9.28	1,038	1,848	2,811
	5	18			23	16,560	4.85	27,600	8.09	33,120	9.71	1,112	1,960	3,127
	9	15			24	17,280	5.06	28,800	8.44	34,100	9.99	1,100	2,045	3,384
	12	12			24	17,280	5.06	28,800	8.44	34,100	9.99	1,100	2,045	3,384
	7	18			25	18,000	5.28	30,000	8.79	34,100	9.99	1,147	2,194	3,384
	9	18			27	18,600	5.45	31,000	9.09	34,100	9.99	1,194	2,157	3,384
	12	15			27	18,600	5.45	31,000	9.09	34,100	9.99	1,194	2,157	3,384
	5	24			29	18,600	5.45	31,000	9.09	34,100	9.99	1,194	2,157	3,384
	12	18			30	18,600	5.45	31,000	9.09	34,100	9.99	1,194	2,157	3,384
	15	15			30	18,600	5.45	31,000	9.09	34,100	9.99	1,194	2,157	3,384
	7	24			31	18,600	5.45	31,000	9.09	34,100	9.99	1,194	2,157	3,384
	9	24			33	18,600	5.45	31,000	9.09	34,100	9.99	1,194	2,157	3,384
	15	18			33	18,600	5.45	31,000	9.09	34,100	9.99	1,194	2,157	3,384
	18	18			36	18,600	5.45	31,000	9.09	34,100	9.99	1,194	2,157	3,384
	12	24			36	18,600	5.45	31,000	9.09	34,100	9.99	1,194	2,157	3,384
	15	24			39	18,600	5.45	31,000	9.09	34,100	9.99	1,194	2,157	3,384
3 UNIT	5	5	5		15	10,800	3.17	18,000	5.28	21,600	6.33	660	1,140	1,590
	5	5	7		17	12,240	3.59	20,400	5.98	24,480	7.17	748	1,309	1,850
	5	5	9		19	13,680	4.01	22,800	6.68	27,360	8.02	838	1,482	2,089
	5	7	7		19	13,680	4.01	22,800	6.68	27,360	8.02	838	1,482	2,089
	5	7	9		21	15,120	4.43	25,200	7.39	30,240	8.86	930	1,660	2,414
	7	7	7		21	15,120	4.43	25,200	7.39	30,240	8.86	930	1,660	2,414
	5	5	12		22	15,840	4.64	26,400	7.74	31,680	9.28	976	1,738	2,590
	5	9	9		23	16,560	4.85	27,600	8.09	33,120	9.71	1,046	1,842	2,767
	7	7	9		23	16,560	4.85	27,600	8.09	33,120	9.71	1,046	1,842	2,767
	5	7	12		24	17,280	5.06	28,800	8.44	34,560	10.13	1,093	1,922	2,951
	5	5	15		25	18,000	5.28	30,000	8.79	34,720	10.18	1,140	2,063	2,998
	7	9	9		25	18,000	5.28	30,000	8.79	34,720	10.18	1,140	2,063	2,998
	5	9	12		26	18,720	5.49	31,200	9.14	34,720	10.18	1,188	2,177	2,998
	7	7	12		26	18,720	5.49	31,200	9.14	34,720	10.18	1,188	2,177	2,998
	5	7	15		27	18,600	5.45	31,000	9.09	34,720	10.18	1,188	2,177	2,998
	9	9	9		27	18,600	5.45	31,000	9.09	34,720	10.18	1,188	2,177	2,998
	7	9	12		28	18,600	5.45	31,000	9.09	34,720	10.18	1,188	2,177	2,998
	5	5	18		28	18,600	5.45	31,000	9.09	34,720	10.18	1,188	2,177	2,998
	5	9	15		29	18,600	5.45	31,000	9.09	34,720	10.18	1,188	2,177	2,998
	5	12	12		29	18,600	5.45	31,000	9.09	34,720	10.18	1,188	2,177	2,998
	7	7	15		29	18,600	5.45	31,000	9.09	34,720	10.18	1,188	2,177	2,998
	5	7	18		30	18,600	5.45	31,000	9.09	34,720	10.18	1,188	2,177	2,998
	9	9	12		30	18,600	5.45	31,000	9.09	34,720	10.18	1,188	2,177	2,998
	7	9	15		31	18,600	5.45	31,000	9.09	34,720	10.18	1,188	2,177	2,998
	7	12	12		31	18,600	5.45	31,000	9.09	34,720	10.18	1,188	2,177	2,998
	5	12	15		32	18,600	5.45	31,000	9.09	34,720	10.18	1,188	2,177	2,998
	5	9	18		32	18,600	5.45	31,000	9.09	34,720	10.18	1,188	2,177	2,998
	7	7	18		32	18,600	5.45	31,000	9.09	34,720	10.18	1,188	2,177	2,998
	9	9	15		33	18,600	5.45	31,000	9.09	34,720	10.18	1,188	2,177	2,998
	9	12	12		33	18,600	5.45	31,000	9.09	34,720	10.18	1,188	2,177	2,998
	7	9	18		34	18,600	5.45	31,000	9.09	34,720	10.18	1,188	2,177	2,998
	7	12	15		34	18,600	5.45	31,000	9.09	34,720	10.18	1,188	2,177	2,998
	5	5	24		34	18,600	5.45	31,000	9.09	34,720	10.18	1,188	2,177	2,998
	5	12	18		35	18,600	5.45	31,000	9.09	34,720	10.18	1,188	2,177	2,998
	5	15	15		35	18,600	5.45	31,000	9.09	34,720	10.18	1,188	2,177	2,998
	5	7	24		36	18,600	5.45	31,000	9.09	34,720	10.18	1,188	2,177	2,998
	9	12	15		36	18,600	5.45	31,000	9.09	34,720	10.18	1,188	2,177	2,998
	12	12	12		36	18,600	5.45	31,000	9.09	34,720	10.18	1,188	2,177	2,998
	9	9	18		36	18,600	5.45	31,000	9.09	34,720	10.18	1,188	2,177	2,998
	7	12	18		37	18,600	5.45	31,000	9.09	34,720	10.18	1,188	2,177	2,998
	7	15	15		37	18,600	5.45	31,000	9.09	34,720	10.18	1,188	2,177	2,998
	5	9	24		38	18,600	5.45	31,000	9.09	34,720	10.18	1,188	2,177	2,998
	5	15	18		38	18,600	5.45	31,000	9.09	34,720	10.18	1,188	2,177	2,998
	7	7	24		38	18,600	5.45	31,000	9.09	34,720	10.18	1,188	2,177	2,998
	9	12	18		39	18,600	5.45	31,000	9.09	34,720	10.18	1,188	2,177	2,998
	9	15	15		39	18,600	5.45	31,000	9.09	34,720	10.18	1,188	2,177	2,998
	12	12	15		39	18,600	5.45	31,000	9.09	34,720	10.18	1,188	2,177	2,998
	7	9	24		40	18,600	5.45	31,000	9.09	34,720	10.18	1,188	2,177	2,998
	7	15	18		40	18,600	5.45	31,000	9.09	34,720	10.18	1,188	2,177	2,998
	5	12	24		41	18,600	5.45	31,000	9.09	34,720	10.18	1,188	2,177	2,998
	5	18	18		41	18,600	5.45	31,000	9.09	34,720	10.18	1,188	2,177	2,998

※ For our policy of continuous product improvement, specification, design and features are subject to change without prior notice.

COMBINATION TABLE

Heating															
Operation	Combination of Indoor Unit (kBtu/h Class)					Total Capacity						Input(W)		
						Min		Rated		Max				
	UNIT-A	UNIT-B	UNIT-C	UNIT-D	Total	Btu/h	kW	Btu/h	kW	Btu/h	kW	Min	Rated	Max
4 UNIT	5	5	5	5	20	14,400	4.22	24,000	7.03	28,800	8.44	840	1,480	2,100
	5	5	5	7	22	15,840	4.64	26,400	7.74	31,680	9.28	927	1,651	2,470
	5	5	5	9	24	17,280	5.06	28,800	8.44	34,560	10.13	1,038	1,826	2,861
	5	5	7	7	24	17,280	5.06	28,800	8.44	34,560	10.13	1,038	1,826	2,861
	5	5	7	9	26	18,000	5.28	30,000	8.79	36,000	10.55	1,083	1,960	3,125
	5	7	7	7	26	18,000	5.28	30,000	8.79	36,000	10.55	1,083	1,960	3,125
	5	5	5	12	27	18,600	5.45	31,000	9.09	36,000	10.55	1,128	2,068	3,125
	5	5	9	9	28	18,600	5.45	31,000	9.09	36,000	10.55	1,128	2,068	3,125
	5	7	7	9	28	18,600	5.45	31,000	9.09	36,000	10.55	1,128	2,068	3,125
	7	7	7	7	28	18,600	5.45	31,000	9.09	36,000	10.55	1,128	2,068	3,125
	5	5	7	12	29	18,600	5.45	31,000	9.09	36,000	10.55	1,128	2,068	3,125
	5	5	5	15	30	18,600	5.45	31,000	9.09	36,000	10.55	1,128	2,068	3,125
	5	7	9	9	30	18,600	5.45	31,000	9.09	36,000	10.55	1,128	2,068	3,125
	7	7	7	9	30	18,600	5.45	31,000	9.09	36,000	10.55	1,128	2,068	3,125
	5	5	9	12	31	18,600	5.45	31,000	9.09	36,000	10.55	1,128	2,068	3,125
	5	7	7	12	31	18,600	5.45	31,000	9.09	36,000	10.55	1,128	2,068	3,125
	5	5	7	15	32	18,600	5.45	31,000	9.09	36,000	10.55	1,128	2,068	3,125
	7	7	9	9	32	18,600	5.45	31,000	9.09	36,000	10.55	1,128	2,068	3,125
	5	9	9	9	32	18,600	5.45	31,000	9.09	36,000	10.55	1,128	2,068	3,125
	5	5	5	18	33	18,600	5.45	31,000	9.09	36,000	10.55	1,128	2,068	3,125
	5	7	9	12	33	18,600	5.45	31,000	9.09	36,000	10.55	1,128	2,068	3,125
	7	7	7	12	33	18,600	5.45	31,000	9.09	36,000	10.55	1,128	2,068	3,125
	5	5	9	15	34	18,600	5.45	31,000	9.09	36,000	10.55	1,128	2,068	3,125
	5	5	12	12	34	18,600	5.45	31,000	9.09	36,000	10.55	1,128	2,068	3,125
	5	7	7	15	34	18,600	5.45	31,000	9.09	36,000	10.55	1,128	2,068	3,125
	7	9	9	9	34	18,600	5.45	31,000	9.09	36,000	10.55	1,128	2,068	3,125
	5	5	7	18	35	18,600	5.45	31,000	9.09	36,000	10.55	1,128	2,068	3,125
	5	9	9	12	35	18,600	5.45	31,000	9.09	36,000	10.55	1,128	2,068	3,125
	7	7	9	12	35	18,600	5.45	31,000	9.09	36,000	10.55	1,128	2,068	3,125
	5	7	9	15	36	18,600	5.45	31,000	9.09	36,000	10.55	1,128	2,068	3,125
	5	7	12	12	36	18,600	5.45	31,000	9.09	36,000	10.55	1,128	2,068	3,125
	7	7	7	15	36	18,600	5.45	31,000	9.09	36,000	10.55	1,128	2,068	3,125
	9	9	9	9	36	18,600	5.45	31,000	9.09	36,000	10.55	1,128	2,068	3,125
	5	5	9	18	37	18,600	5.45	31,000	9.09	36,000	10.55	1,128	2,068	3,125
	5	5	12	15	37	18,600	5.45	31,000	9.09	36,000	10.55	1,128	2,068	3,125
	5	7	7	18	37	18,600	5.45	31,000	9.09	36,000	10.55	1,128	2,068	3,125
	7	9	9	12	37	18,600	5.45	31,000	9.09	36,000	10.55	1,128	2,068	3,125
	5	9	9	15	38	18,600	5.45	31,000	9.09	36,000	10.55	1,128	2,068	3,125
	7	7	9	15	38	18,600	5.45	31,000	9.09	36,000	10.55	1,128	2,068	3,125
	7	7	12	12	38	18,600	5.45	31,000	9.09	36,000	10.55	1,128	2,068	3,125
	5	5	5	24	39	18,600	5.45	31,000	9.09	36,000	10.55	1,128	2,068	3,125
	5	7	9	18	39	18,600	5.45	31,000	9.09	36,000	10.55	1,128	2,068	3,125
	5	7	12	15	39	18,600	5.45	31,000	9.09	36,000	10.55	1,128	2,068	3,125
	9	9	9	12	39	18,600	5.45	31,000	9.09	36,000	10.55	1,128	2,068	3,125
	7	7	7	18	39	18,600	5.45	31,000	9.09	36,000	10.55	1,128	2,068	3,125
	7	9	9	15	40	18,600	5.45	31,000	9.09	36,000	10.55	1,128	2,068	3,125
	7	9	12	12	40	18,600	5.45	31,000	9.09	36,000	10.55	1,128	2,068	3,125
	5	5	7	24	41	18,600	5.45	31,000	9.09	36,000	10.55	1,128	2,068	3,125
	5	9	12	15	41	18,600	5.45	31,000	9.09	36,000	10.55	1,128	2,068	3,125
	5	12	12	12	41	18,600	5.45	31,000	9.09	36,000	10.55	1,128	2,068	3,125
	7	7	12	15	41	18,600	5.45	31,000	9.09	36,000	10.55	1,128	2,068	3,125
	7	7	9	18	41	18,600	5.45	31,000	9.09	36,000	10.55	1,128	2,068	3,125

COMBINATION TABLE

MU5R30

Cooling															
Operation	Combination of Indoor Unit (kBtu/h Class)						Total Capacity						Input(W)		
							Min		Rated		Max				
	UNIT-A	UNIT-B	UNIT-C	UNIT-D	UNIT-E	Total	Btu/h	kW	Btu/h	kW	Btu/h	kW	Min	Rated	Max
1 UNIT	5					5	4,500	1.32	5,000	1.47	6,000	1.76	416	418	629
	7					7	4,800	1.41	7,000	2.05	8,400	2.46	416	494	681
	9					9	5,400	1.58	9,000	2.64	10,800	3.17	416	617	884
	12					12	7,200	2.11	12,000	3.52	14,400	4.22	494	846	1,184
	15					15	8,520	2.50	14,200	4.16	17,040	4.99	592	1,029	1,432
	18					18	10,800	3.17	18,000	5.28	21,600	6.33	769	1,328	1,852
	24					24	14,400	4.22	24,000	7.03	25,500	7.47	1,029	1,815	2,604
2 UNIT	5	5				10	6,000	1.76	10,000	2.93	12,000	3.52	378	623	876
	5	7				12	7,200	2.11	12,000	3.52	14,400	4.22	444	761	1,066
	5	9				14	8,400	2.46	14,000	4.10	16,800	4.92	533	903	1,261
	7	7				14	8,400	2.46	14,000	4.10	16,800	4.92	533	903	1,261
	7	9				16	9,600	2.81	16,000	4.69	19,200	5.63	601	1,047	1,461
	5	12				17	10,200	2.99	17,000	4.98	20,400	5.98	646	1,121	1,578
	9	9				18	10,800	3.17	18,000	5.28	21,600	6.33	692	1,195	1,667
	7	12				19	11,400	3.34	19,000	5.57	22,800	6.68	715	1,270	1,787
	5	15				20	12,000	3.52	20,000	5.86	24,000	7.03	761	1,347	1,878
	9	12				21	12,600	3.69	21,000	6.15	25,200	7.39	808	1,423	2,066
	7	15				22	13,200	3.87	22,000	6.45	26,400	7.74	855	1,475	2,211
	5	18				23	13,800	4.04	23,000	6.74	27,600	8.09	879	1,554	2,414
	9	15				24	14,400	4.22	24,000	7.03	28,800	8.44	927	1,633	2,572
	12	12				24	14,400	4.22	24,000	7.03	28,800	8.44	927	1,633	2,572
	7	18				25	15,000	4.40	25,000	7.33	30,000	8.79	975	1,755	2,794
	9	18				27	16,200	4.75	27,000	7.91	32,400	9.50	1,047	2,011	3,213
	12	15				27	16,200	4.75	27,000	7.91	32,400	9.50	1,047	2,011	3,213
	5	24				29	17,400	5.10	29,000	8.50	33,000	9.67	1,145	2,284	3,341
	12	18				30	18,000	5.28	30,000	8.79	33,000	9.67	1,195	2,429	3,341
	15	15				30	18,000	5.28	30,000	8.79	33,000	9.67	1,195	2,429	3,341
	7	24				31	18,000	5.28	30,000	8.79	33,000	9.67	1,195	2,429	3,341
	9	24				33	18,000	5.28	30,000	8.79	33,000	9.67	1,195	2,429	3,341
	15	18				33	18,000	5.28	30,000	8.79	33,000	9.67	1,195	2,429	3,341
	18	18				36	18,000	5.28	30,000	8.79	33,000	9.67	1,195	2,429	3,341
	12	24				36	18,000	5.28	30,000	8.79	33,000	9.67	1,195	2,429	3,341
	15	24				39	18,000	5.28	30,000	8.79	33,000	9.67	1,195	2,429	3,341
	18	24				42	18,000	5.28	30,000	8.79	33,000	9.67	1,195	2,429	3,341
	24	24				48	18,000	5.28	30,000	8.79	33,000	9.67	1,195	2,429	3,341
3 UNIT	5	5	5			15	9,000	2.64	15,000	4.40	18,000	5.28	522	916	1,292
	5	5	7			17	10,200	2.99	17,000	4.98	20,400	5.98	607	1,054	1,483
	5	5	9			19	11,400	3.34	19,000	5.57	22,800	6.68	672	1,194	1,680
	5	7	7			19	11,400	3.34	19,000	5.57	22,800	6.68	672	1,194	1,680
	5	7	9			21	12,600	3.69	21,000	6.15	25,200	7.39	760	1,338	1,942
	7	7	7			21	12,600	3.69	21,000	6.15	25,200	7.39	760	1,338	1,942
	5	5	12			22	13,200	3.87	22,000	6.45	26,400	7.74	804	1,387	2,079
	5	9	9			23	13,800	4.04	23,000	6.74	27,600	8.09	826	1,461	2,278
	7	7	9			23	13,800	4.04	23,000	6.74	27,600	8.09	826	1,461	2,278
	5	7	12			24	14,400	4.22	24,000	7.03	28,800	8.44	871	1,535	2,442
	5	5	15			25	15,000	4.40	25,000	7.33	30,000	8.79	916	1,650	2,674
	7	9	9			25	15,000	4.40	25,000	7.33	30,000	8.79	916	1,650	2,674
	5	9	12			26	15,600	4.57	26,000	7.62	31,200	9.14	962	1,767	2,859
	7	7	12			26	15,600	4.57	26,000	7.62	31,200	9.14	962	1,767	2,859
	5	7	15			27	16,200	4.75	27,000	7.91	32,400	9.50	984	1,890	3,120
	9	9	9			27	16,200	4.75	27,000	7.91	32,400	9.50	984	1,890	3,120
	7	9	12			28	16,800	4.92	28,000	8.21	33,600	9.85	1,030	2,028	3,327
	5	5	18			28	16,800	4.92	28,000	8.21	33,600	9.85	1,030	2,028	3,327
	5	9	15			29	17,400	5.10	29,000	8.50	33,600	9.85	1,077	2,173	3,327
	5	12	12			29	17,400	5.10	29,000	8.50	33,600	9.85	1,077	2,173	3,327
	7	7	15			29	17,400	5.10	29,000	8.50	33,600	9.85	1,077	2,173	3,327
	5	7	18			30	18,000	5.28	30,000	8.79	33,600	9.85	1,123	2,326	3,327
	9	9	12			30	18,000	5.28	30,000	8.79	33,600	9.85	1,123	2,326	3,327
	7	9	15			31	18,000	5.28	30,000	8.79	33,600	9.85	1,123	2,326	3,327
	7	12	12			31	18,000	5.28	30,000	8.79	33,600	9.85	1,123	2,326	3,327
	5	12	15			32	18,000	5.28	30,000	8.79	33,600	9.85	1,123	2,326	3,327
	5	9	18			32	18,000	5.28	30,000	8.79	33,600	9.85	1,123	2,326	3,327
	7	7	18			32	18,000	5.28	30,000	8.79	33,600	9.85	1,123	2,326	3,327
	9	9	15			33	18,000	5.28	30,000	8.79	33,600	9.85	1,123	2,326	3,327
	9	12	12			33	18,000	5.28	30,000	8.79	33,600	9.85	1,123	2,326	3,327
	7	9	18			34	18,000	5.28	30,000	8.79	33,600	9.85	1,123	2,326	3,327
	7	12	15			34	18,000	5.28	30,000	8.79	33,600	9.85	1,123	2,326	3,327
	5	5	24			34	18,000	5.28	30,000	8.79	33,600	9.85	1,123	2,326	3,327
	5	12	18			35	18,000	5.28	30,000	8.79	33,600	9.85	1,123	2,326	3,327
	5	15	15			35	18,000	5.28	30,000	8.79	33,600	9.85	1,123	2,326	3,327
	5	7	24			36	18,000	5.28	30,000	8.79	33,600	9.85	1,123	2,326	3,327
	9	12	15			36	18,000	5.28	30,000	8.79	33,600	9.85	1,123	2,326	3,327
	12	12	12			36	18,000	5.28	30,000	8.79	33,600	9.85	1,123	2,326	3,327
	9	9	18			36	18,000	5.28	30,000	8.79	33,600	9.85	1,123	2,326	3,327
	7	12	18			37	18,000	5.28	30,000	8.79	33,600	9.85	1,123	2,326	3,327
	7	15	15			37	18,000	5.28	30,000	8.79	33,600	9.85	1,123	2,326	3,327
	5	9	24			38	18,000	5.28	30,000	8.79	33,600	9.85	1,123	2,326	3,327
	5	15	18			38	18,000	5.28	30,000	8.79	33,600	9.85	1,123	2,326	3,327
	7	7	24			38	18,000	5.28	30,000	8.79	33,600	9.85	1,123	2,326	3,327
	9	12	18			39	18,000	5.28	30,000	8.79	33,600	9.85	1,123	2,326	3,327
	9	15	15			39	18,000	5.28	30,000	8.79	33,600	9.85	1,123	2,326	3,327
	12	12	15			39	18,000	5.28	30,000	8.79	33,600	9.85	1,123	2,326	3,327
	7	9	24			40	18,000	5.28	30,000	8.79	33,600	9.85	1,123	2,326	3,327
	7	15	18			40	18,000	5.28	30,000	8.79	33,600	9.85	1,123	2,326	3,327
	5	12	24			41	18,000	5.28	30,000	8.79	33,600	9.85	1,123	2,326	3,327
	5	18	18			41	18,000	5.28	30,000	8.79	33,600	9.85	1,123	2,326	3,327
	12	12	18			42	18,000	5.28	30,000	8.79	33,600	9.85	1,123	2,326	3,327
	9	9	24			42	18,000	5.28	30,000	8.79	33,600	9.85	1,123	2,326	3,327
	9	15	18			42	18,000	5.28	30,000	8.79	33,600	9.85	1,123	2,326	3,327
	12	15	15			42	18,000	5.28	30,000	8.79	33,600	9.85	1,123	2,326	3,327

※ For our policy of continuous product improvement, specification, design and features are subject to change without prior notice.

COMBINATION TABLE

Cooling															
Operation	Combination of Indoor Unit (kBtu/h Class)						Total Capacity						Input(W)		
							Min		Rated		Max				
	UNIT-A	UNIT-B	UNIT-C	UNIT-D	UNIT-E	Total	Btu/h	kW	Btu/h	kW	Btu/h	kW	Min	Rated	Max
3 UNIT	7	18	18			43	18,000	5.28	30,000	8.79	33,600	9.85	1,123	2,326	3,327
	7	12	24			43	18,000	5.28	30,000	8.79	33,600	9.85	1,123	2,326	3,327
	5	15	24			44	18,000	5.28	30,000	8.79	33,600	9.85	1,123	2,326	3,327
	9	18	18			45	18,000	5.28	30,000	8.79	33,600	9.85	1,123	2,326	3,327
	9	12	24			45	18,000	5.28	30,000	8.79	33,600	9.85	1,123	2,326	3,327
	12	15	18			45	18,000	5.28	30,000	8.79	33,600	9.85	1,123	2,326	3,327
	15	15	15			45	18,000	5.28	30,000	8.79	33,600	9.85	1,123	2,326	3,327
	7	15	24			46	18,000	5.28	30,000	8.79	33,600	9.85	1,123	2,326	3,327
	5	18	24			47	18,000	5.28	30,000	8.79	33,600	9.85	1,123	2,326	3,327
	9	15	24			48	18,000	5.28	30,000	8.79	33,600	9.85	1,123	2,326	3,327
	12	18	18			48	18,000	5.28	30,000	8.79	33,600	9.85	1,123	2,326	3,327
	12	12	24			48	18,000	5.28	30,000	8.79	33,600	9.85	1,123	2,326	3,327
	15	15	18			48	18,000	5.28	30,000	8.79	33,600	9.85	1,123	2,326	3,327
4 UNIT	5	5	5	5		20	12,000	3.52	20,000	5.86	24,000	7.03	680	1,202	1,677
	5	5	5	7		22	13,200	3.87	22,000	6.45	26,400	7.74	764	1,317	1,975
	5	5	5	9		24	14,400	4.22	24,000	7.03	28,800	8.44	827	1,458	2,274
	5	5	7	7		24	14,400	4.22	24,000	7.03	28,800	8.44	827	1,458	2,274
	5	5	7	9		26	15,600	4.57	26,000	7.62	31,200	9.14	913	1,679	2,588
	5	7	7	7		26	15,600	4.57	26,000	7.62	31,200	9.14	913	1,679	2,588
	5	5	5	12		27	16,200	4.75	27,000	7.91	32,400	9.50	935	1,795	2,778
	5	5	9	9		28	16,800	4.92	28,000	8.21	33,600	9.85	979	1,903	2,927
	5	7	7	9		28	16,800	4.92	28,000	8.21	33,600	9.85	979	1,903	2,927
	7	7	7	7		28	16,800	4.92	28,000	8.21	33,600	9.85	979	1,903	2,927
	5	5	7	12		29	17,400	5.10	29,000	8.50	34,800	10.20	1,023	2,015	3,133
	5	5	5	15		30	18,000	5.28	30,000	8.79	36,000	10.55	1,067	2,131	3,349
	5	7	9	9		30	18,000	5.28	30,000	8.79	36,000	10.55	1,067	2,131	3,349
	7	7	7	9		30	18,000	5.28	30,000	8.79	36,000	10.55	1,067	2,131	3,349
	5	5	9	12		31	18,000	5.28	30,000	8.79	36,000	10.55	1,067	2,131	3,349
	5	7	7	12		31	18,000	5.28	30,000	8.79	36,000	10.55	1,067	2,131	3,349
	5	5	7	15		32	18,000	5.28	30,000	8.79	36,000	10.55	1,067	2,131	3,349
	7	7	9	9		32	18,000	5.28	30,000	8.79	36,000	10.55	1,067	2,131	3,349
	5	9	9	9		32	18,000	5.28	30,000	8.79	36,000	10.55	1,067	2,131	3,349
	5	5	9	18		37	18,000	5.28	30,000	8.79	36,000	10.55	1,067	2,131	3,349
	5	5	12	15		37	18,000	5.28	30,000	8.79	36,000	10.55	1,067	2,131	3,349
	5	7	7	18		37	18,000	5.28	30,000	8.79	36,000	10.55	1,067	2,131	3,349
	7	9	9	12		37	18,000	5.28	30,000	8.79	36,000	10.55	1,067	2,131	3,349
	5	9	9	15		38	18,000	5.28	30,000	8.79	36,000	10.55	1,067	2,131	3,349
	7	7	9	15		38	18,000	5.28	30,000	8.79	36,000	10.55	1,067	2,131	3,349
	7	7	12	12		38	18,000	5.28	30,000	8.79	36,000	10.55	1,067	2,131	3,349
	5	5	5	24		39	18,000	5.28	30,000	8.79	36,000	10.55	1,067	2,131	3,349
	5	7	9	18		39	18,000	5.28	30,000	8.79	36,000	10.55	1,067	2,131	3,349
	5	7	12	15		39	18,000	5.28	30,000	8.79	36,000	10.55	1,067	2,131	3,349
	9	9	9	12		39	18,000	5.28	30,000	8.79	36,000	10.55	1,067	2,131	3,349
	7	7	7	18		39	18,000	5.28	30,000	8.79	36,000	10.55	1,067	2,131	3,349
	5	5	12	18		40	18,000	5.28	30,000	8.79	36,000	10.55	1,067	2,131	3,349
	7	9	9	15		40	18,000	5.28	30,000	8.79	36,000	10.55	1,067	2,131	3,349
	7	9	12	12		40	18,000	5.28	30,000	8.79	36,000	10.55	1,067	2,131	3,349
	5	5	7	24		41	18,000	5.28	30,000	8.79	36,000	10.55	1,067	2,131	3,349
	5	9	12	15		41	18,000	5.28	30,000	8.79	36,000	10.55	1,067	2,131	3,349
	5	12	12	12		41	18,000	5.28	30,000	8.79	36,000	10.55	1,067	2,131	3,349
	7	7	12	15		41	18,000	5.28	30,000	8.79	36,000	10.55	1,067	2,131	3,349
	7	7	9	18		41	18,000	5.28	30,000	8.79	36,000	10.55	1,067	2,131	3,349
	5	7	15	15		42	18,000	5.28	30,000	8.79	36,000	10.55	1,067	2,131	3,349
	9	9	9	15		42	18,000	5.28	30,000	8.79	36,000	10.55	1,067	2,131	3,349
	9	9	12	12		42	18,000	5.28	30,000	8.79	36,000	10.55	1,067	2,131	3,349
	7	9	12	15		43	18,000	5.28	30,000	8.79	36,000	10.55	1,067	2,131	3,349
	7	12	12	12		43	18,000	5.28	30,000	8.79	36,000	10.55	1,067	2,131	3,349
	7	9	9	18		43	18,000	5.28	30,000	8.79	36,000	10.55	1,067	2,131	3,349
	5	9	15	15		44	18,000	5.28	30,000	8.79	36,000	10.55	1,067	2,131	3,349
	7	7	12	18		44	18,000	5.28	30,000	8.79	36,000	10.55	1,067	2,131	3,349
	7	7	15	15		44	18,000	5.28	30,000	8.79	36,000	10.55	1,067	2,131	3,349
	5	7	18	15		45	18,000	5.28	30,000	8.79	36,000	10.55	1,067	2,131	3,349
	9	9	12	15		45	18,000	5.28	30,000	8.79	36,000	10.55	1,067	2,131	3,349
	9	12	12	12		45	18,000	5.28	30,000	8.79	36,000	10.55	1,067	2,131	3,349
	9	9	9	18		45	18,000	5.28	30,000	8.79	36,000	10.55	1,067	2,131	3,349
	7	7	7	24		45	18,000	5.28	30,000	8.79	36,000	10.55	1,067	2,131	3,349
	7	9	12	18		46	18,000	5.28	30,000	8.79	36,000	10.55	1,067	2,131	3,349
	7	9	15	15		46	18,000	5.28	30,000	8.79	36,000	10.55	1,067	2,131	3,349
	7	12	12	15		46	18,000	5.28	30,000	8.79	36,000	10.55	1,067	2,131	3,349
	5	12	12	18		47	18,000	5.28	30,000	8.79	36,000	10.55	1,067	2,131	3,349
	7	7	9	24		47	18,000	5.28	30,000	8.79	36,000	10.55	1,067	2,131	3,349
	7	7	15	18		47	18,000	5.28	30,000	8.79	36,000	10.55	1,067	2,131	3,349
	5	9	15	18		47	18,000	5.28	30,000	8.79	36,000	10.55	1,067	2,131	3,349
	5	12	15	15		47	18,000	5.28	30,000	8.79	36,000	10.55	1,067	2,131	3,349
	9	9	15	15		48	18,000	5.28	30,000	8.79	36,000	10.55	1,067	2,131	3,349
	12	12	12	12		48	18,000	5.28	30,000	8.79	36,000	10.55	1,067	2,131	3,349
	9	9	12	18		48	18,000	5.28	30,000	8.79	36,000	10.55	1,067	2,131	3,349

COMBINATION TABLE

MU5R30

Cooling															
Operation	Combination of Indoor Unit (kBtu/h Class)						Total Capacity						Input(W)		
							Min		Rated		Max				
	UNIT-A	UNIT-B	UNIT-C	UNIT-D	UNIT-E	Total	Btu/h	kW	Btu/h	kW	Btu/h	kW	Min	Rated	Max
5 UNIT	5	5	5	5	5	25	15,000	4.40	25,000	7.33	30,000	8.79	841	1,517	2,300
	5	5	5	5	7	27	16,200	4.75	27,000	7.91	32,400	9.50	906	1,701	2,645
	5	5	5	5	9	29	17,400	5.10	29,000	8.50	34,800	10.20	993	1,897	3,026
	5	5	5	7	7	29	17,400	5.10	29,000	8.50	34,800	10.20	993	1,897	3,026
	5	5	5	7	9	31	18,000	5.28	30,000	8.79	36,000	10.55	1,037	2,000	3,260
	5	5	7	7	7	31	18,000	5.28	30,000	8.79	36,000	10.55	1,037	2,000	3,260
	5	5	5	5	12	32	18,000	5.28	30,000	8.79	36,000	10.55	1,037	2,000	3,260
	5	5	5	9	9	33	18,000	5.28	30,000	8.79	36,000	10.55	1,037	2,000	3,260
	5	5	7	7	9	33	18,000	5.28	30,000	8.79	36,000	10.55	1,037	2,000	3,260
	5	7	7	7	7	33	18,000	5.28	30,000	8.79	36,000	10.55	1,037	2,000	3,260
	5	5	5	7	12	34	18,000	5.28	30,000	8.79	36,000	10.55	1,037	2,000	3,260
	5	5	5	5	15	35	18,000	5.28	30,000	8.79	36,000	10.55	1,037	2,000	3,260
	5	5	7	9	9	35	18,000	5.28	30,000	8.79	36,000	10.55	1,037	2,000	3,260
	5	7	7	7	9	35	18,000	5.28	30,000	8.79	36,000	10.55	1,037	2,000	3,260
	7	7	7	7	7	35	18,000	5.28	30,000	8.79	36,000	10.55	1,037	2,000	3,260
	5	5	5	9	12	36	18,000	5.28	30,000	8.79	36,000	10.55	1,037	2,000	3,260
	5	5	7	7	12	36	18,000	5.28	30,000	8.79	36,000	10.55	1,037	2,000	3,260
	5	5	5	7	15	37	18,000	5.28	30,000	8.79	36,000	10.55	1,037	2,000	3,260
	5	5	9	9	9	37	18,000	5.28	30,000	8.79	36,000	10.55	1,037	2,000	3,260
	5	7	7	9	9	37	18,000	5.28	30,000	8.79	36,000	10.55	1,037	2,000	3,260
	7	7	7	7	9	37	18,000	5.28	30,000	8.79	36,000	10.55	1,037	2,000	3,260
	5	5	5	5	18	38	18,000	5.28	30,000	8.79	36,000	10.55	1,037	2,000	3,260
	5	7	7	7	12	38	18,000	5.28	30,000	8.79	36,000	10.55	1,037	2,000	3,260
	5	5	5	9	15	39	18,000	5.28	30,000	8.79	36,000	10.55	1,037	2,000	3,260
	5	5	5	12	12	39	18,000	5.28	30,000	8.79	36,000	10.55	1,037	2,000	3,260
	5	5	7	7	15	39	18,000	5.28	30,000	8.79	36,000	10.55	1,037	2,000	3,260
	7	7	7	9	9	39	18,000	5.28	30,000	8.79	36,000	10.55	1,037	2,000	3,260
	5	7	9	9	9	39	18,000	5.28	30,000	8.79	36,000	10.55	1,037	2,000	3,260
	5	5	5	7	18	40	18,000	5.28	30,000	8.79	36,000	10.55	1,037	2,000	3,260
	5	5	9	9	12	40	18,000	5.28	30,000	8.79	36,000	10.55	1,037	2,000	3,260
	5	7	7	9	12	40	18,000	5.28	30,000	8.79	36,000	10.55	1,037	2,000	3,260
	7	7	7	7	12	40	18,000	5.28	30,000	8.79	36,000	10.55	1,037	2,000	3,260
	5	5	7	9	15	41	18,000	5.28	30,000	8.79	36,000	10.55	1,037	2,000	3,260
	5	7	7	7	15	41	18,000	5.28	30,000	8.79	36,000	10.55	1,037	2,000	3,260
	5	9	9	9	9	41	18,000	5.28	30,000	8.79	36,000	10.55	1,037	2,000	3,260
	7	7	9	9	9	41	18,000	5.28	30,000	8.79	36,000	10.55	1,037	2,000	3,260
	5	5	5	9	18	42	18,000	5.28	30,000	8.79	36,000	10.55	1,037	2,000	3,260
	5	5	5	12	15	42	18,000	5.28	30,000	8.79	36,000	10.55	1,037	2,000	3,260
	5	5	7	7	18	42	18,000	5.28	30,000	8.79	36,000	10.55	1,037	2,000	3,260
	5	7	9	9	12	42	18,000	5.28	30,000	8.79	36,000	10.55	1,037	2,000	3,260
	7	7	7	9	12	42	18,000	5.28	30,000	8.79	36,000	10.55	1,037	2,000	3,260
	5	5	9	9	15	43	18,000	5.28	30,000	8.79	36,000	10.55	1,037	2,000	3,260
	5	7	7	9	15	43	18,000	5.28	30,000	8.79	36,000	10.55	1,037	2,000	3,260
	5	7	7	12	12	43	18,000	5.28	30,000	8.79	36,000	10.55	1,037	2,000	3,260
	7	7	7	7	15	43	18,000	5.28	30,000	8.79	36,000	10.55	1,037	2,000	3,260
	7	9	9	9	9	43	18,000	5.28	30,000	8.79	36,000	10.55	1,037	2,000	3,260
	5	5	7	12	15	44	18,000	5.28	30,000	8.79	36,000	10.55	1,037	2,000	3,260
	5	5	5	5	24	44	18,000	5.28	30,000	8.79	36,000	10.55	1,037	2,000	3,260
	5	7	7	7	18	44	18,000	5.28	30,000	8.79	36,000	10.55	1,037	2,000	3,260
	5	9	9	9	12	44	18,000	5.28	30,000	8.79	36,000	10.55	1,037	2,000	3,260
	7	7	9	9	12	44	18,000	5.28	30,000	8.79	36,000	10.55	1,037	2,000	3,260
	5	5	5	12	18	45	18,000	5.28	30,000	8.79	36,000	10.55	1,037	2,000	3,260
	5	5	5	15	15	45	18,000	5.28	30,000	8.79	36,000	10.55	1,037	2,000	3,260
	5	7	9	9	15	45	18,000	5.28	30,000	8.79	36,000	10.55	1,037	2,000	3,260
	5	7	9	12	12	45	18,000	5.28	30,000	8.79	36,000	10.55	1,037	2,000	3,260
	7	7	7	9	15	45	18,000	5.28	30,000	8.79	36,000	10.55	1,037	2,000	3,260
	7	7	7	12	12	45	18,000	5.28	30,000	8.79	36,000	10.55	1,037	2,000	3,260
	9	9	9	9	9	45	18,000	5.28	30,000	8.79	36,000	10.55	1,037	2,000	3,260
	5	5	5	7	24	46	18,000	5.28	30,000	8.79	36,000	10.55	1,037	2,000	3,260
	5	5	9	9	18	46	18,000	5.28	30,000	8.79	36,000	10.55	1,037	2,000	3,260
	5	5	9	12	15	46	18,000	5.28	30,000	8.79	36,000	10.55	1,037	2,000	3,260
	5	5	12	12	12	46	18,000	5.28	30,000	8.79	36,000	10.55	1,037	2,000	3,260
	5	7	7	9	18	46	18,000	5.28	30,000	8.79	36,000	10.55	1,037	2,000	3,260
	5	7	7	12	15	46	18,000	5.28	30,000	8.79	36,000	10.55	1,037	2,000	3,260
	7	7	7	7	18	46	18,000	5.28	30,000	8.79	36,000	10.55	1,037	2,000	3,260
	7	9	9	9	12	46	18,000	5.28	30,000	8.79	36,000	10.55	1,037	2,000	3,260
	5	5	7	15	15	47	18,000	5.28	30,000	8.79	36,000	10.55	1,037	2,000	3,260
	5	9	9	9	15	47	18,000	5.28	30,000	8.79	36,000	10.55	1,037	2,000	3,260
	5	9	9	12	12	47	18,000	5.28	30,000	8.79	36,000	10.55	1,037	2,000	3,260
	7	7	9	9	15	47	18,000	5.28	30,000	8.79	36,000	10.55	1,037	2,000	3,260
	7	7	9	12	12	47	18,000	5.28	30,000	8.79	36,000	10.55	1,037	2,000	3,260
	5	5	5	9	24	48	18,000	5.28	30,000	8.79	36,000	10.55	1,037	2,000	3,260
	5	5	5	18	15	48	18,000	5.28	30,000	8.79	36,000	10.55	1,037	2,000	3,260
	5	5	7	7	24	48	18,000	5.28	30,000	8.79	36,000	10.55	1,037	2,000	3,260
	5	7	9	9	18	48	18,000	5.28	30,000	8.79	36,000	10.55	1,037	2,000	3,260
	5	7	9	12	15	48	18,000	5.28	30,000	8.79	36,000	10.55	1,037	2,000	3,260
	5	7	12	12	12	48	18,000	5.28	30,000	8.79	36,000	10.55	1,037	2,000	3,260
	5	7	7	12	15	48	18,000	5.28	30,000	8.79	36,000	10.55	1,037	2,000	3,260
	9	9	9	9	12	48	18,000	5.28	30,000	8.79	36,000	10.55	1,037	2,000	3,260
	7	7	7	9	18	48	18,000	5.28	30,000	8.79	36,000	10.55	1,037	2,000	3,260

※ For our policy of continuous product improvement, specification, design and features are subject to change without prior notice.

COMBINATION TABLE

Heating															
Operation	Combination of Indoor Unit (kBtu/h Class)						Total Capacity						Input(W)		
							Min		Rated		Max				
	UNIT-A	UNIT-B	UNIT-C	UNIT-D	UNIT-E	Total	Btu/h	kW	Btu/h	kW	Btu/h	kW	Min	Rated	Max
1 UNIT	5					5	5,000	1.47	5,500	1.61	6,325	1.85	610	610	714
	7					7	5,500	1.61	8,400	2.46	9,660	2.83	610	636	825
	9					9	6,480	1.90	10,800	3.17	12,420	3.64	610	826	1,077
	12					12	7,920	2.32	13,200	3.87	15,180	4.45	583	1,021	1,338
	15					15	9,900	2.90	16,500	4.84	18,975	5.56	744	1,279	1,744
	18					18	11,880	3.48	19,800	5.80	22,770	6.67	909	1,577	2,133
	24					24	15,240	4.47	25,400	7.44	26,670	7.82	1,192	2,077	2,538
2 UNIT	5	5				10	7,200	2.11	12,000	3.52	14,400	4.22	451	773	1,081
	5	7				12	8,640	2.53	14,400	4.22	17,280	5.06	541	940	1,337
	5	9				14	10,080	2.95	16,800	4.92	20,160	5.91	656	1,112	1,571
	7	7				14	10,080	2.95	16,800	4.92	20,160	5.91	656	1,112	1,571
	7	9				16	11,520	3.38	19,200	5.63	23,040	6.75	749	1,289	1,844
	5	12				17	12,240	3.59	20,400	5.98	24,480	7.17	796	1,392	1,968
	9	9				18	12,960	3.80	21,600	6.33	25,920	7.60	844	1,471	2,094
	7	12				19	13,680	4.01	22,800	6.68	27,360	8.02	892	1,577	2,222
	5	15				20	14,400	4.22	24,000	7.03	28,800	8.44	940	1,657	2,352
	9	12				21	15,120	4.43	25,200	7.39	30,240	8.86	989	1,766	2,568
	7	15				22	15,840	4.64	26,400	7.74	31,680	9.28	1,038	1,848	2,811
	5	18				23	16,560	4.85	27,600	8.09	33,120	9.71	1,112	1,960	3,127
	9	15				24	17,280	5.06	28,800	8.44	34,560	10.13	1,162	2,045	3,473
	12	12				24	17,280	5.06	28,800	8.44	34,560	10.13	1,162	2,045	3,473
	7	18				25	18,000	5.28	30,000	8.79	34,560	10.13	1,213	2,194	3,473
	9	18				27	19,440	5.70	32,400	9.50	34,560	10.13	1,315	2,579	3,473
	12	15				27	19,440	5.70	32,400	9.50	34,560	10.13	1,315	2,579	3,473
	5	24				29	20,700	6.07	34,500	10.11	34,560	10.13	1,418	3,020	3,473
	12	18				30	20,700	6.07	34,500	10.11	34,560	10.13	1,418	3,020	3,473
	15	15				30	20,700	6.07	34,500	10.11	34,560	10.13	1,418	3,020	3,473
	7	24				31	20,700	6.07	34,500	10.11	34,560	10.13	1,418	3,020	3,473
	9	24				33	20,700	6.07	34,500	10.11	34,560	10.13	1,418	3,020	3,473
	15	18				33	20,700	6.07	34,500	10.11	34,560	10.13	1,418	3,020	3,473
	18	18				36	20,700	6.07	34,500	10.11	34,560	10.13	1,418	3,020	3,473
	12	24				36	20,700	6.07	34,500	10.11	34,560	10.13	1,418	3,020	3,473
	15	24				39	20,700	6.07	34,500	10.11	34,560	10.13	1,418	3,020	3,473
	18	24				42	20,700	6.07	34,500	10.11	34,560	10.13	1,418	3,020	3,473
	24	24				48	20,700	6.07	34,500	10.11	34,560	10.13	1,418	3,020	3,473
3 UNIT	5	5	5			15	10,800	3.17	18,000	5.28	21,600	6.33	660	1,140	1,590
	5	5	7			17	12,240	3.59	20,400	5.98	24,480	7.17	748	1,309	1,850
	5	5	9			19	13,680	4.01	22,800	6.68	27,360	8.02	838	1,482	2,089
	5	7	7			19	13,680	4.01	22,800	6.68	27,360	8.02	838	1,482	2,089
	5	7	9			21	15,120	4.43	25,200	7.39	30,240	8.86	930	1,660	2,414
	7	7	7			21	15,120	4.43	25,200	7.39	30,240	8.86	930	1,660	2,414
	5	5	12			22	15,840	4.64	26,400	7.74	31,680	9.28	976	1,738	2,590
	5	9	9			23	16,560	4.85	27,600	8.09	33,120	9.71	1,046	1,842	2,767
	7	7	9			23	16,560	4.85	27,600	8.09	33,120	9.71	1,046	1,842	2,767
	5	7	12			24	17,280	5.06	28,800	8.44	34,560	10.13	1,093	1,922	2,951
	5	5	15			25	18,000	5.28	30,000	8.79	36,000	10.55	1,140	2,063	3,192
	7	9	9			25	18,000	5.28	30,000	8.79	36,000	10.55	1,140	2,063	3,192
	5	9	12			26	18,720	5.49	31,200	9.14	37,440	10.97	1,188	2,177	3,393
	7	7	12			26	18,720	5.49	31,200	9.14	37,440	10.97	1,188	2,177	3,393
	5	7	15			27	19,440	5.70	32,400	9.50	38,640	11.32	1,236	2,328	3,602
	9	9	9			27	19,440	5.70	32,400	9.50	38,640	11.32	1,236	2,328	3,602
	7	9	12			28	20,160	5.91	33,600	9.85	38,640	11.32	1,284	2,445	3,602
	5	5	18			28	20,160	5.91	33,600	9.85	38,640	11.32	1,284	2,445	3,602
	5	9	15			29	20,700	6.07	34,500	10.11	38,640	11.32	1,333	2,566	3,602
	5	12	12			29	20,700	6.07	34,500	10.11	38,640	11.32	1,333	2,566	3,602
	7	7	15			29	20,700	6.07	34,500	10.11	38,640	11.32	1,333	2,566	3,602
	5	7	18			30	20,700	6.07	34,500	10.11	38,640	11.32	1,333	2,566	3,602
	9	9	12			30	20,700	6.07	34,500	10.11	38,640	11.32	1,333	2,566	3,602
	7	9	15			31	20,700	6.07	34,500	10.11	38,640	11.32	1,333	2,566	3,602
	7	12	12			31	20,700	6.07	34,500	10.11	38,640	11.32	1,333	2,566	3,602
	5	12	15			32	20,700	6.07	34,500	10.11	38,640	11.32	1,333	2,566	3,602
	5	9	18			32	20,700	6.07	34,500	10.11	38,640	11.32	1,333	2,566	3,602
	7	7	18			32	20,700	6.07	34,500	10.11	38,640	11.32	1,333	2,566	3,602
	9	9	15			33	20,700	6.07	34,500	10.11	38,640	11.32	1,333	2,566	3,602
	9	12	12			33	20,700	6.07	34,500	10.11	38,640	11.32	1,333	2,566	3,602
	7	9	18			34	20,700	6.07	34,500	10.11	38,640	11.32	1,333	2,566	3,602
	7	12	15			34	20,700	6.07	34,500	10.11	38,640	11.32	1,333	2,566	3,602
	5	5	24			34	20,700	6.07	34,500	10.11	38,640	11.32	1,333	2,566	3,602
	5	12	18			35	20,700	6.07	34,500	10.11	38,640	11.32	1,333	2,566	3,602
	5	15	15			35	20,700	6.07	34,500	10.11	38,640	11.32	1,333	2,566	3,602
	5	7	24			36	20,700	6.07	34,500	10.11	38,640	11.32	1,333	2,566	3,602
	9	12	15			36	20,700	6.07	34,500	10.11	38,640	11.32	1,333	2,566	3,602
	12	12	12			36	20,700	6.07	34,500	10.11	38,640	11.32	1,333	2,566	3,602
	9	9	18			36	20,700	6.07	34,500	10.11	38,640	11.32	1,333	2,566	3,602
	7	12	18			37	20,700	6.07	34,500	10.11	38,640	11.32	1,333	2,566	3,602
	7	15	15			37	20,700	6.07	34,500	10.11	38,640	11.32	1,333	2,566	3,602
	5	9	24			38	20,700	6.07	34,500	10.11	38,640	11.32	1,333	2,566	3,602
	5	15	18			38	20,700	6.07	34,500	10.11	38,640	11.32	1,333	2,566	3,602
	7	7	24			38	20,700	6.07	34,500	10.11	38,640	11.32	1,333	2,566	3,602
	9	12	18			39	20,700	6.07	34,500	10.11	38,640	11.32	1,333	2,566	3,602
	9	15	15			39	20,700	6.07	34,500	10.11	38,640	11.32	1,333	2,566	3,602
	12	12	15			39	20,700	6.07	34,500	10.11	38,640	11.32	1,333	2,566	3,602
	7	9	24			40	20,700	6.07	34,500	10.11	38,640	11.32	1,333	2,566	3,602
	7	15	18			40	20,700	6.07	34,500	10.11	38,640	11.32	1,333	2,566	3,602
	5	12	24			41	20,700	6.07	34,500	10.11	38,640	11.32	1,333	2,566	3,602
	5	18	18			41	20,700	6.07	34,500	10.11	38,640	11.32	1,333	2,566	3,602
	12	12	18			42	20,700	6.07	34,500	10.11	38,640	11.32	1,333	2,566	3,602
	9	9	24			42	20,700	6.07	34,500	10.11	38,640	11.32	1,333	2,566	3,602
	9	15	18			42	20,700	6.07	34,500	10.11	38,640	11.32	1,333	2,566	3,602
	12	15	15			42	20,700	6.07	34,500	10.11	38,640	11.32	1,333	2,566	3,602

COMBINATION TABLE

MU5R30

Heating															
Operation	Combination of Indoor Unit (kBtu/h Class)						Total Capacity						Input(W)		
							Min		Rated		Max				
	UNIT-A	UNIT-B	UNIT-C	UNIT-D	UNIT-E	Total	Btu/h	kW	Btu/h	kW	Btu/h	kW	Min	Rated	Max
3 UNIT	7	18	18			43	20,700	6.07	34,500	10.11	38,640	11.32	1,333	2,566	3,602
	7	12	24			43	20,700	6.07	34,500	10.11	38,640	11.32	1,333	2,566	3,602
	5	15	24			44	20,700	6.07	34,500	10.11	38,640	11.32	1,333	2,566	3,602
	9	18	18			45	20,700	6.07	34,500	10.11	38,640	11.32	1,333	2,566	3,602
	9	12	24			45	20,700	6.07	34,500	10.11	38,640	11.32	1,333	2,566	3,602
	12	15	18			45	20,700	6.07	34,500	10.11	38,640	11.32	1,333	2,566	3,602
	15	15	15			45	20,700	6.07	34,500	10.11	38,640	11.32	1,333	2,566	3,602
	7	15	24			46	20,700	6.07	34,500	10.11	38,640	11.32	1,333	2,566	3,602
	5	18	24			47	20,700	6.07	34,500	10.11	38,640	11.32	1,333	2,566	3,602
	9	15	24			48	20,700	6.07	34,500	10.11	38,640	11.32	1,333	2,566	3,602
	12	18	18			48	20,700	6.07	34,500	10.11	38,640	11.32	1,333	2,566	3,602
	12	12	24			48	20,700	6.07	34,500	10.11	38,640	11.32	1,333	2,566	3,602
	15	15	18			48	20,700	6.07	34,500	10.11	38,640	11.32	1,333	2,566	3,602
	5	5	5	5		20	14,400	4.22	24,000	7.03	28,800	8.44	840	1,480	2,100
	5	5	5	7		22	15,840	4.64	26,400	7.74	31,680	9.28	927	1,651	2,470
	5	5	5	9		24	17,280	5.06	28,800	8.44	34,560	10.13	1,038	1,826	2,861
	5	5	7	7		24	17,280	5.06	28,800	8.44	34,560	10.13	1,038	1,826	2,861
	5	5	7	9		26	18,720	5.49	31,200	9.14	37,440	10.97	1,128	2,068	3,349
	5	7	7	7		26	18,720	5.49	31,200	9.14	37,440	10.97	1,128	2,068	3,349
	5	5	5	12		27	19,440	5.70	32,400	9.50	38,640	11.32	1,174	2,230	3,524
	5	5	9	9		28	20,160	5.91	33,600	9.85	38,640	11.32	1,220	2,356	3,524
	5	7	7	9		28	20,160	5.91	33,600	9.85	38,640	11.32	1,220	2,356	3,524
	7	7	7	7		28	20,160	5.91	33,600	9.85	38,640	11.32	1,220	2,356	3,524
	5	5	7	12		29	20,700	6.07	34,500	10.11	38,640	11.32	1,267	2,487	3,524
	5	5	5	15		30	20,700	6.07	34,500	10.11	38,640	11.32	1,267	2,487	3,524
	5	7	9	9		30	20,700	6.07	34,500	10.11	38,640	11.32	1,267	2,487	3,524
	7	7	7	9		30	20,700	6.07	34,500	10.11	38,640	11.32	1,267	2,487	3,524
	5	5	9	12		31	20,700	6.07	34,500	10.11	38,640	11.32	1,267	2,487	3,524
	5	7	7	12		31	20,700	6.07	34,500	10.11	38,640	11.32	1,267	2,487	3,524
	5	5	7	15		32	20,700	6.07	34,500	10.11	38,640	11.32	1,267	2,487	3,524
	7	7	9	9		32	20,700	6.07	34,500	10.11	38,640	11.32	1,267	2,487	3,524
	5	9	9	9		32	20,700	6.07	34,500	10.11	38,640	11.32	1,267	2,487	3,524
	5	5	5	18		33	20,700	6.07	34,500	10.11	38,640	11.32	1,267	2,487	3,524
	5	7	9	12		33	20,700	6.07	34,500	10.11	38,640	11.32	1,267	2,487	3,524
	7	7	7	12		33	20,700	6.07	34,500	10.11	38,640	11.32	1,267	2,487	3,524
	5	5	9	15		34	20,700	6.07	34,500	10.11	38,640	11.32	1,267	2,487	3,524
	5	5	12	12		34	20,700	6.07	34,500	10.11	38,640	11.32	1,267	2,487	3,524
	5	7	7	15		34	20,700	6.07	34,500	10.11	38,640	11.32	1,267	2,487	3,524
	7	9	9	9		34	20,700	6.07	34,500	10.11	38,640	11.32	1,267	2,487	3,524
	5	5	7	18		35	20,700	6.07	34,500	10.11	38,640	11.32	1,267	2,487	3,524
	5	9	9	12		35	20,700	6.07	34,500	10.11	38,640	11.32	1,267	2,487	3,524
	7	7	9	12		35	20,700	6.07	34,500	10.11	38,640	11.32	1,267	2,487	3,524
	5	7	9	15		36	20,700	6.07	34,500	10.11	38,640	11.32	1,267	2,487	3,524
	5	7	12	12		36	20,700	6.07	34,500	10.11	38,640	11.32	1,267	2,487	3,524
	7	7	7	15		36	20,700	6.07	34,500	10.11	38,640	11.32	1,267	2,487	3,524
	9	9	9	9		36	20,700	6.07	34,500	10.11	38,640	11.32	1,267	2,487	3,524
	5	5	9	18		37	20,700	6.07	34,500	10.11	38,640	11.32	1,267	2,487	3,524
	5	5	12	15		37	20,700	6.07	34,500	10.11	38,640	11.32	1,267	2,487	3,524
	5	7	7	18		37	20,700	6.07	34,500	10.11	38,640	11.32	1,267	2,487	3,524
	7	9	9	12		37	20,700	6.07	34,500	10.11	38,640	11.32	1,267	2,487	3,524
4 UNIT	5	9	9	15		38	20,700	6.07	34,500	10.11	38,640	11.32	1,267	2,487	3,524
	7	7	9	15		38	20,700	6.07	34,500	10.11	38,640	11.32	1,267	2,487	3,524
	7	7	12	12		38	20,700	6.07	34,500	10.11	38,640	11.32	1,267	2,487	3,524
	5	5	5	24		39	20,700	6.07	34,500	10.11	38,640	11.32	1,267	2,487	3,524
	5	7	9	18		39	20,700	6.07	34,500	10.11	38,640	11.32	1,267	2,487	3,524
	5	7	12	15		39	20,700	6.07	34,500	10.11	38,640	11.32	1,267	2,487	3,524
	9	9	9	12		39	20,700	6.07	34,500	10.11	38,640	11.32	1,267	2,487	3,524
	7	7	7	18		39	20,700	6.07	34,500	10.11	38,640	11.32	1,267	2,487	3,524
	5	5	12	18		40	20,700	6.07	34,500	10.11	38,640	11.32	1,267	2,487	3,524
	7	9	9	15		40	20,700	6.07	34,500	10.11	38,640	11.32	1,267	2,487	3,524
	7	9	12	12		40	20,700	6.07	34,500	10.11	38,640	11.32	1,267	2,487	3,524
	5	5	7	24		41	20,700	6.07	34,500	10.11	38,640	11.32	1,267	2,487	3,524
	5	9	12	15		41	20,700	6.07	34,500	10.11	38,640	11.32	1,267	2,487	3,524
	5	12	12	12		41	20,700	6.07	34,500	10.11	38,640	11.32	1,267	2,487	3,524
	7	7	12	15		41	20,700	6.07	34,500	10.11	38,640	11.32	1,267	2,487	3,524
	7	7	9	18		41	20,700	6.07	34,500	10.11	38,640	11.32	1,267	2,487	3,524
	5	7	15	15		42	20,700	6.07	34,500	10.11	38,640	11.32	1,267	2,487	3,524
	9	9	9	15		42	20,700	6.07	34,500	10.11	38,640	11.32	1,267	2,487	3,524
	9	9	12	12		42	20,700	6.07	34,500	10.11	38,640	11.32	1,267	2,487	3,524
	7	9	12	15		43	20,700	6.07	34,500	10.11	38,640	11.32	1,267	2,487	3,524
	7	12	12	12		43	20,700	6.07	34,500	10.11	38,640	11.32	1,267	2,487	3,524
	7	9	9	18		43	20,700	6.07	34,500	10.11	38,640	11.32	1,267	2,487	3,524
	5	9	15	15		44	20,700	6.07	34,500	10.11	38,640	11.32	1,267	2,487	3,524
	7	7	12	18		44	20,700	6.07	34,500	10.11	38,640	11.32	1,267	2,487	3,524
	7	7	15	15		44	20,700	6.07	34,500	10.11	38,640	11.32	1,267	2,487	3,524
	5	7	18	15		45	20,700	6.07	34,500	10.11	38,640	11.32	1,267	2,487	3,524
	9	9	12	15		45	20,700	6.07	34,500	10.11	38,640	11.32	1,267	2,487	3,524
	9	12	12	12		45	20,700	6.07	34,500	10.11	38,640	11.32	1,267	2,487	3,524
	9	9	9	18		45	20,700	6.07	34,500	10.11	38,640	11.32	1,267	2,487	3,524
	7	7	7	24		45	20,700	6.07	34,500	10.11	38,640	11.32	1,267	2,487	3,524
	7	9	12	18		46	20,700	6.07	34,500	10.11	38,640	11.32	1,267	2,487	3,524
	7	9	15	15		46	20,700	6.07	34,500	10.11	38,640	11.32	1,267	2,487	3,524
	7	12	12	15		46	20,700	6.07	34,500	10.11	38,640	11.32	1,267	2,487	3,524
	5	12	12	18		47	20,700	6.07	34,500	10.11	38,640	11.32	1,267	2,487	3,524
	7	7	9	24		47	20,700	6.07	34,500	10.11	38,640	11.32	1,267	2,487	3,524
	7	7	15	18		47	20,700	6.07	34,500	10.11	38,640	11.32	1,267	2,487	3,524
	5	9	15	18		47	20,700	6.07	34,500	10.11	38,640	11.32	1,267	2,487	3,524
	5	12	15	15		47	20,700	6.07	34,500	10.11	38,640	11.32	1,267	2,487	3,524
	9	9	15	15		48	20,700	6.07	34,500	10.11	38,640	11.32	1,267	2,487	3,524
	12	12	12	12		48	20,700	6.07	34,500	10.11	38,640	11.32	1,267	2,487	3,524
	9	9	12	18		48	20,700	6.07	34,500	10.11	38,640	11.32	1,267	2,487	3,524

※ For our policy of continuous product improvement, specification, design and features are subject to change without prior notice.

COMBINATION TABLE

Heating															
Operation	Combination of Indoor Unit (kBtu/h Class)						Total Capacity						Input(W)		
							Min		Rated		Max				
	UNIT-A	UNIT-B	UNIT-C	UNIT-D	UNIT-E	Total	Btu/h	kW	Btu/h	kW	Btu/h	kW	Min	Rated	Max
5 UNIT	5	5	5	5	5	25	18,000	5.28	30,000	8.79	36,000	10.55	1,025	1,824	2,700
	5	5	5	5	7	27	19,440	5.70	32,400	9.50	38,880	11.40	1,111	1,997	3,096
	5	5	5	5	9	29	20,700	6.07	34,500	10.11	41,400	12.13	1,198	2,149	3,477
	5	5	5	7	7	29	20,700	6.07	34,500	10.11	41,400	12.13	1,198	2,149	3,477
	5	5	5	7	9	31	20,700	6.07	34,500	10.11	41,400	12.13	1,198	2,149	3,477
	5	5	7	7	7	31	20,700	6.07	34,500	10.11	41,400	12.13	1,198	2,149	3,477
	5	5	5	5	12	32	20,700	6.07	34,500	10.11	41,400	12.13	1,198	2,149	3,477
	5	5	5	9	9	33	20,700	6.07	34,500	10.11	41,400	12.13	1,198	2,149	3,477
	5	5	7	7	9	33	20,700	6.07	34,500	10.11	41,400	12.13	1,198	2,149	3,477
	5	7	7	7	7	33	20,700	6.07	34,500	10.11	41,400	12.13	1,198	2,149	3,477
	5	5	5	7	12	34	20,700	6.07	34,500	10.11	41,400	12.13	1,198	2,149	3,477
	5	5	5	5	15	35	20,700	6.07	34,500	10.11	41,400	12.13	1,198	2,149	3,477
	5	5	7	9	9	35	20,700	6.07	34,500	10.11	41,400	12.13	1,198	2,149	3,477
	5	7	7	7	9	35	20,700	6.07	34,500	10.11	41,400	12.13	1,198	2,149	3,477
	7	7	7	7	7	35	20,700	6.07	34,500	10.11	41,400	12.13	1,198	2,149	3,477
	5	5	5	9	12	36	20,700	6.07	34,500	10.11	41,400	12.13	1,198	2,149	3,477
	5	5	7	7	12	36	20,700	6.07	34,500	10.11	41,400	12.13	1,198	2,149	3,477
	5	5	5	7	15	37	20,700	6.07	34,500	10.11	41,400	12.13	1,198	2,149	3,477
	5	5	9	9	9	37	20,700	6.07	34,500	10.11	41,400	12.13	1,198	2,149	3,477
	5	7	7	9	9	37	20,700	6.07	34,500	10.11	41,400	12.13	1,198	2,149	3,477
	7	7	7	7	9	37	20,700	6.07	34,500	10.11	41,400	12.13	1,198	2,149	3,477
	5	5	5	5	18	38	20,700	6.07	34,500	10.11	41,400	12.13	1,198	2,149	3,477
	5	7	7	7	12	38	20,700	6.07	34,500	10.11	41,400	12.13	1,198	2,149	3,477
	5	5	5	9	15	39	20,700	6.07	34,500	10.11	41,400	12.13	1,198	2,149	3,477
	5	5	5	12	12	39	20,700	6.07	34,500	10.11	41,400	12.13	1,198	2,149	3,477
	5	5	7	7	15	39	20,700	6.07	34,500	10.11	41,400	12.13	1,198	2,149	3,477
	7	7	7	9	9	39	20,700	6.07	34,500	10.11	41,400	12.13	1,198	2,149	3,477
	5	7	9	9	9	39	20,700	6.07	34,500	10.11	41,400	12.13	1,198	2,149	3,477
	5	5	5	7	18	40	20,700	6.07	34,500	10.11	41,400	12.13	1,198	2,149	3,477
	5	5	9	9	12	40	20,700	6.07	34,500	10.11	41,400	12.13	1,198	2,149	3,477
	5	7	7	9	12	40	20,700	6.07	34,500	10.11	41,400	12.13	1,198	2,149	3,477
	7	7	7	7	12	40	20,700	6.07	34,500	10.11	41,400	12.13	1,198	2,149	3,477
	5	5	7	9	15	41	20,700	6.07	34,500	10.11	41,400	12.13	1,198	2,149	3,477
	5	7	7	7	15	41	20,700	6.07	34,500	10.11	41,400	12.13	1,198	2,149	3,477
	5	9	9	9	9	41	20,700	6.07	34,500	10.11	41,400	12.13	1,198	2,149	3,477
	7	7	9	9	9	41	20,700	6.07	34,500	10.11	41,400	12.13	1,198	2,149	3,477
	5	5	5	9	18	42	20,700	6.07	34,500	10.11	41,400	12.13	1,198	2,149	3,477
	5	5	5	12	15	42	20,700	6.07	34,500	10.11	41,400	12.13	1,198	2,149	3,477
	5	5	7	7	18	42	20,700	6.07	34,500	10.11	41,400	12.13	1,198	2,149	3,477
	5	5	5	12	15	42	20,700	6.07	34,500	10.11	41,400	12.13	1,198	2,149	3,477
	5	5	7	7	18	42	20,700	6.07	34,500	10.11	41,400	12.13	1,198	2,149	3,477
	5	7	9	9	12	42	20,700	6.07	34,500	10.11	41,400	12.13	1,198	2,149	3,477
	7	7	7	9	12	42	20,700	6.07	34,500	10.11	41,400	12.13	1,198	2,149	3,477
	5	5	9	9	15	43	20,700	6.07	34,500	10.11	41,400	12.13	1,198	2,149	3,477
	5	7	7	9	15	43	20,700	6.07	34,500	10.11	41,400	12.13	1,198	2,149	3,477
	5	7	7	12	12	43	20,700	6.07	34,500	10.11	41,400	12.13	1,198	2,149	3,477
	7	7	7	7	15	43	20,700	6.07	34,500	10.11	41,400	12.13	1,198	2,149	3,477
	7	9	9	9	9	43	20,700	6.07	34,500	10.11	41,400	12.13	1,198	2,149	3,477
	5	5	7	12	15	44	20,700	6.07	34,500	10.11	41,400	12.13	1,198	2,149	3,477
	5	5	5	5	24	44	20,700	6.07	34,500	10.11	41,400	12.13	1,198	2,149	3,477
	5	7	7	7	18	44	20,700	6.07	34,500	10.11	41,400	12.13	1,198	2,149	3,477
	5	9	9	9	12	44	20,700	6.07	34,500	10.11	41,400	12.13	1,198	2,149	3,477
	7	7	9	9	12	44	20,700	6.07	34,500	10.11	41,400	12.13	1,198	2,149	3,477
	5	5	5	12	18	45	20,700	6.07	34,500	10.11	41,400	12.13	1,198	2,149	3,477
	5	5	5	15	15	45	20,700	6.07	34,500	10.11	41,400	12.13	1,198	2,149	3,477
	5	7	9	9	15	45	20,700	6.07	34,500	10.11	41,400	12.13	1,198	2,149	3,477
	5	7	9	12	12	45	20,700	6.07	34,500	10.11	41,400	12.13	1,198	2,149	3,477
	7	7	7	9	15	45	20,700	6.07	34,500	10.11	41,400	12.13	1,198	2,149	3,477
	7	7	7	12	12	45	20,700	6.07	34,500	10.11	41,400	12.13	1,198	2,149	3,477
	9	9	9	9	9	45	20,700	6.07	34,500	10.11	41,400	12.13	1,198	2,149	3,477
	5	5	7	24	15	46	20,700	6.07	34,500	10.11	41,400	12.13	1,198	2,149	3,477
	5	5	9	9	18	46	20,700	6.07	34,500	10.11	41,400	12.13	1,198	2,149	3,477
	5	5	9	12	15	46	20,700	6.07	34,500	10.11	41,400	12.13	1,198	2,149	3,477
	5	5	12	12	12	46	20,700	6.07	34,500	10.11	41,400	12.13	1,198	2,149	3,477
	5	7	7	9	18	46	20,700	6.07	34,500	10.11	41,400	12.13	1,198	2,149	3,477
	5	7	7	12	15	46	20,700	6.07	34,500	10.11	41,400	12.13	1,198	2,149	3,477
	7	7	7	7	18	46	20,700	6.07	34,500	10.11	41,400	12.13	1,198	2,149	3,477
	7	9	9	9	12	46	20,700	6.07	34,500	10.11	41,400	12.13	1,198	2,149	3,477
	5	5	7	15	15	47	20,700	6.07	34,500	10.11	41,400	12.13	1,198	2,149	3,477
	5	9	9	9	15	47	20,700	6.07	34,500	10.11	41,400	12.13	1,198	2,149	3,477
	5	9	9	12	12	47	20,700	6.07	34,500	10.11	41,400	12.13	1,198	2,149	3,477
	7	7	9	9	15	47	20,700	6.07	34,500	10.11	41,400	12.13	1,198	2,149	3,477
	7	7	9	12	12	47	20,700	6.07	34,500	10.11	41,400	12.13	1,198	2,149	3,477
	5	5	5	9	24	48	20,700	6.07	34,500	10.11	41,400	12.13	1,198	2,149	3,477
	5	5	5	18	15	48	20,700	6.07	34,500	10.11	41,400	12.13	1,198	2,149	3,477
	5	5	7	7	24	48	20,700	6.07	34,500	10.11	41,400	12.13	1,198	2,149	3,477
	5	7	9	9	18	48	20,700	6.07	34,500	10.11	41,400	12.13	1,198	2,149	3,477
	5	7	9	12	15	48	20,700	6.07	34,500	10.11	41,400	12.13	1,198	2,149	3,477
	5	7	12	12	12	48	20,700	6.07	34,500	10.11	41,400	12.13	1,198	2,149	3,477
	7	7	7	12	15	48	20,700	6.07	34,500	10.11	41,400	12.13	1,198	2,149	3,477
	9	9	9	9	12	48	20,700	6.07	34,500	10.11	41,400	12.13	1,198	2,149	3,477
	7	7	7	9	18	48	20,700	6.07	34,500	10.11	41,400	12.13	1,198	2,149	3,477

R410A MULTI SPLIT



OUTDOOR UNITS

R410A

MU5M40

(Unit : mm)

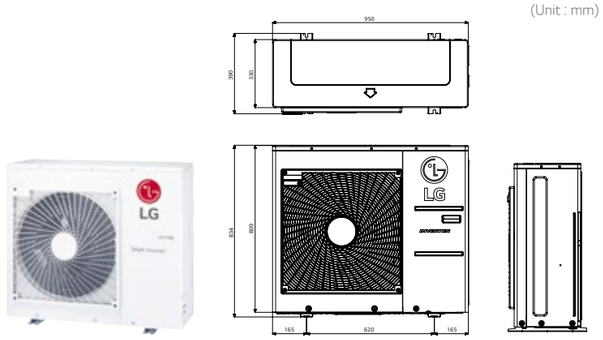

OUTDOOR				MU5M40 U44
Compressor	Type			Scroll
Capacity*	Cooling	Min / Nom / Max	kW	1.3 / 11.2 / 14.7
	Heating	Min / Nom / Max	kW	1.5 / 12.5 / 16.0
Low Temperature Capacity	Heating -7℃	Max	kW	11.0
Power Input*	Cooling	Min / Nom / Max	kW	0.4 / 3.3 / 5.5
	Heating	Min / Nom / Max	kW	0.4 / 3.8 / 5.6
Running Current*	Cooling	Min / Nom / Max	A	1.8 / 14.9 / 24.9
	Heating	Min / Nom / Max	A	1.9 / 17.0 / 25.4
EER				3.40
COP				3.33
SEER				7.10
SCOP				4.00
Pdesign (@-10℃)			kW	8.90
Season Energy Label	Cooling / Heating (A+++ to D Scale)			A++ / A+
Annual Energy Consumption	Cooling / Heating		kWh	552 / 3,114
Airflow Rate		Nom	m³/min	80
Sound Pressure Level	Cooling	Nom	dB(A)	53
	Heating	Nom	dB(A)	55
Sound Power Level	Cooling	Max	dB(A)	67
Dimensions	W x H x D		mm	950 × 834 × 330
Net Weight			kg	73
Refrigerant	Type			R410A
	Charge		kg	3.4
	Additional Charge		g/m	20
	GWP			2087.5
	t-CO_2eq			7.098
Operation Range (Outdoor)	Cooling	Min / Max	℃ DB	-10 ~ 48
	Heating	Min / Max	℃ WB	-25 ~ 18
Power Supply			Ø, V, Hz	1, 220-240, 50
Power Supply Cable			No. x mm²	3C × 3.5
Transmission Cable			No. x mm²	4C × 0.75
Circuit Breaker			A	40
Piping Length Total			m	85
Piping Length per Branch		Max	m	25
Piping Elevation Difference	IDU - ODU	Max	m	15
	IDU - IDU	Max	m	7.5
Piping Connection	Liquid		mm (inch) x No.	Ø6.35 (1/4) × 5
	Gas		mm (inch) x No.	Ø9.52 (3/8) × 5

※ For our policy of continuous product improvement, specification, design and features are subject to change without prior notice.
※ This Product is avable from Apr.2020
Note : 1. Capacities are based on the following conditions:
Cooling : - Indoor Temperature 27°C (80.6°F) DB / 19°C (66.2°F) WB - Outdoor Temperature 35°C (95°F) DB / 24°C (75.2°F) WB
Heating : - Indoor Temperature 20°C (68°F) DB / 15°C (59°F) WB - Outdoor Temperature 7°C (44.6°F) DB / 6°C (42.8°F) WB
Piping Length - Interconnecting Piping Length 7.5m - Level Difference of Zero.
2. * : See page "Combination Table".
3. Due to our policy of innovation some specifications may be changed without notification.
4. At least two indoor units should be connected.
5. Minimum combination capacity rate should be more than 40%.
6. This product contains fluorinated greenhouse gases. (R410A)

OUTDOOR UNITS

R410A

FM40AH
FM48AH
FM56AH

(Unit : mm)

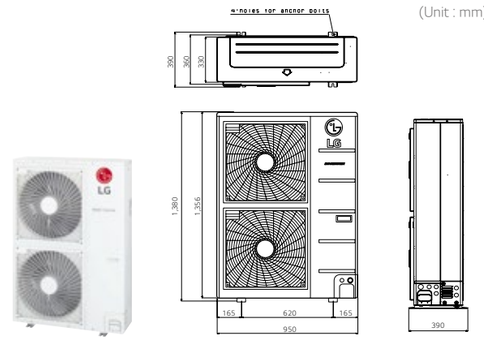

OUTDOOR				FM40AH U34	FM48AH U34	FM56AH U34
Compressor	Type		-	Scroll	Scroll	Scroll
Capacity*	Cooling	Min / Nom / Max	kW	2.8 / 12.3 / 15.4	3.3 / 14.1 / 17.0	4.0 / 15.5 / 18.5
	Heating	Min / Nom / Max	kW	3.1 / 13.5 / 16.2	3.7 / 16.0 / 17.3	4.5 / 17.4 / 18.8
Low Temperature Capacity	Heating	Max	kW	12.5	14.5	15.5
Power Input*	Cooling	Min / Nom / Max	kW	0.82 / 2.42 / 4.90	0.96 / 3.12 / 5.30	1.18 / 3.87 / 5.60
	Heating	Min / Nom / Max	kW	0.89 / 2.87 / 5.10	1.06 / 3.76 / 5.40	1.29 / 4.34 / 5.80
Running Current*	Cooling	Min / Nom / Max	A	3.7 / 11.0 / 22.2	4.4 / 14.1 / 24.0	5.3 / 17.5 / 25.4
	Heating	Min / Nom / Max	A	4.0 / 13.0 / 23.1	4.8 / 17.0 / 24.5	5.9 / 19.7 / 26.3
EER				5.08	4.51	4.01
COP				4.70	4.25	4.01
SEER				7.40	7.20	6.90
SCOP				4.20	4.20	4.20
Pdesign(@-10℃)			kW	8.6	9.5	9.5
Seasonal Energy Label (A++ to E Scale)	Cooling / Heating		-	- / -	- / -	- / -
Annual Energy Consumption		Cooling / Heating	kWh	981 / 2,867	1,167 / 3,167	1,348 / 3,167
Air Flow Rate		Nom	m^3/min x No.	110	110	110
Sound Pressure Level	Cooling	Nom	dB(A)	51	53	53
	Heating	Nom	dB(A)	53	55	55
Sound Power Level	Cooling	Max	dB(A)	69	71	73
	Heating	Max	dB(A)	70	72	74
Dimensions		W x H x D	mm	950 × 1,380 × 330	950 × 1,380 × 330	950 × 1,380 × 330
Net Weight			kg	87	87	87
Refrigerant	Type		-	R410A	R410A	R410A
	Charge		kg	4,200	4,200	4,200
	Additional Charging Volume		g/m	20	20	20
	GWP (Global Warming Potential)		-	2,087.5	2,087.5	2,087.5
	t-CO_2eq		-	8.768	8.768	8.768
Operation Range (Outdoor)	Cooling	Min ~ Max	˚C DB	-10 ~ 48	-10 ~ 48	-10 ~ 48
	Heating	Min ~ Max	˚C WB	-25 ~ 18	-25 ~ 18	-25 ~ 18
Power Supply			Ø, V, Hz	1, 220-240, 50	1, 220-240, 50	1, 220-240, 50
Power Supply Cable			No. x mm^2	3C × 4.0	3C × 4.0	3C × 4.0
Transmission Cable	ODU-BD		No. x mm^2	4C × 1.25	4C × 1.25	4C × 1.25
	BD-IDU		No. x mm^2	4C × 0.75	4C × 0.75	4C × 0.75
Circuit Breaker			A	40	40	40
Max Piping Length	Total Piping(Main+Total Branch)		m	125	135	145
	Main Piping		m	55	55	55
	Total Branch Piping		m	70	80	90
	Each Branch Piping		m	15	15	15
Piping Elevation Difference	IDU-ODU	Max	m	30	30	30
	IDU-IDU	Max	m	15	15	15
Piping Connections	Liquid		mm (inch) x No.	Ø9.52 × 1	Ø9.52 × 1	Ø9.52 × 1
	Gas		mm (inch) x No.	Ø19.05 ×1	Ø19.05 ×1	Ø19.05 ×1

※ For our policy of continuous product improvement, specification, design and features are subject to change without prior notice.
※ This Product is avable from Apr.2020
Note : 1. Capacities are based on the following conditions:
Cooling : - Indoor Temperature 27°C (80.6°F) DB / 19°C (66.2°F) WB - Outdoor Temperature 35°C (95°F) DB / 24°C (75.2°F) WB
Heating : - Indoor Temperature 20°C (68°F) DB / 15°C (59°F) WB - Outdoor Temperature 7°C (44.6°F) DB / 6°C (42.8°F) WB
Piping Length - Interconnecting Piping Length 7.5m - Level Difference of Zero.
2. * : See page "Combination Table".
3. Due to our policy of innovation some specifications may be changed without notification.
4. At least two indoor units should be connected.
5. Minimum combination capacity rate should be more than 40%.
6. This product contains fluorinated greenhouse gases. (R410A)

R410A MULTI SPLIT SPECIFICATION

OUTDOOR UNITS

R410A

FM41AH
FM49AH
FM57AH

(Unit : mm)

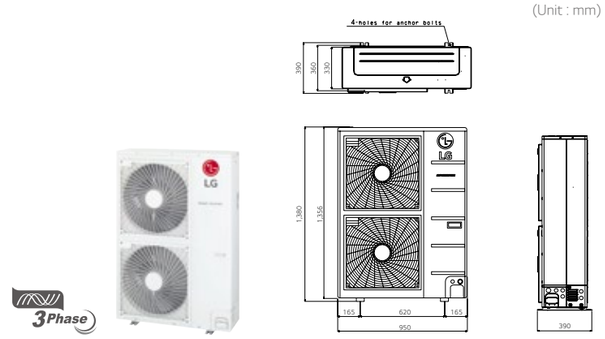

OUTDOOR				FM41AH U34	FM49AH U34	FM57AH U34
Compressor	Type		-	Scroll	Scroll	Scroll
Capacity*	Cooling	Min / Nom / Max	kW	2.8 / 12.3 / 15.4	3.3 / 14.1 / 17.0	4.0 / 15.5 / 18.5
	Heating	Min / Nom / Max	kW	3.1 / 13.5 / 16.2	3.7 / 16.0 / 17.3	4.5 / 17.4 / 18.8
Low Temperature Capacity	Heating	Max	kW	12.5	14.5	15.5
Power Input*	Cooling	Min / Nom / Max	kW	0.82 / 2.42 / 4.90	0.96 / 3.12 / 5.30	1.18 / 3.87 / 5.60
	Heating	Min / Nom / Max	kW	0.89 / 2.87 / 5.10	1.06 / 3.76 / 5.40	1.29 / 4.34 / 5.80
Running Current*	Cooling	Min / Nom / Max	A	1.2 / 3.6 / 7.4	1.4 / 4.7 / 8.0	1.8 / 5.8 / 8.4
	Heating	Min / Nom / Max	A	1.3 / 4.3 / 7.7	1.6 / 5.7 / 8.1	1.9 / 6.5 / 8.7
EER				5.08	4.51	4.01
COP				4.70	4.25	4.01
SEER				7.40	7.20	6.90
SCOP				4.20	4.20	4.20
Pdesign(@-10℃)			kW	8.6	9.5	9.5
Seasonal Energy Label (A++ to E Scale)	Cooling / Heating		-	- / -	- / -	- / -
Annual Energy Consumption		Cooling / Heating	kWh	981 / 2,867	1,167 / 3,167	1,348 / 3,167
Air Flow Rate		Nom	m^3/min x No.	110	110	110
Sound Pressure Level	Cooling	Nom	dB(A)	51	53	53
	Heating	Nom	dB(A)	53	55	55
Sound Power Level	Cooling	Max	dB(A)	69	71	73
	Heating	Max	dB(A)	70	72	74
Dimensions		W x H x D	mm	950 × 1,380 × 330	950 × 1,380 × 330	950 × 1,380 × 330
Net Weight			kg	87	87	87
Refrigerant	Type		-	R410A	R410A	R410A
	Charge		kg	4,200	4,200	4,200
	Additional Charging Volume		g/m	20	20	20
	GWP (Global Warming Potential)		-	2,087.5	2,087.5	2,087.5
	t-CO_2eq		-	8.768	8.768	8.768
Operation Range (Outdoor)	Cooling	Min ~ Max	˚C DB	-10 ~ 48	-10 ~ 48	-10 ~ 48
	Heating	Min ~ Max	˚C WB	-25 ~ 18	-25 ~ 18	-25 ~ 18
Power Supply			Ø, V, Hz	3, 380-415, 50	3, 380-415, 50	3, 380-415, 50
Power Supply Cable			No. x mm^2	5C × 2.5	5C × 2.5	5C × 2.5
Transmission Cable	ODU-BD		No. x mm^2	4C × 1.25	4C × 1.25	4C × 1.25
	BD-IDU		No. x mm^2	4C × 0.75	4C × 0.75	4C × 0.75
Circuit Breaker			A	20	20	20
Max Piping Length	Total Piping(Main+Total Branch)		m	125	135	145
	Main Piping		m	55	55	55
	Total Branch Piping		m	70	80	90
	Each Branch Piping		m	15	15	15
Piping Elevation Difference	IDU-ODU	Max	m	30	30	30
	IDU-IDU	Max	m	15	15	15
Piping Connections	Liquid		mm (inch) x No.	Ø9.52 × 1	Ø9.52 × 1	Ø9.52 × 1
	Gas		mm (inch) x No.	Ø19.05 ×1	Ø19.05 ×1	Ø19.05 ×1

※ For our policy of continuous product improvement, specification, design and features are subject to change without prior notice.
※ This Product is avable from Apr.2020
Note : 1. Capacities are based on the following conditions:
Cooling : - Indoor Temperature 27°C (80.6°F) DB / 19°C (66.2°F) WB - Outdoor Temperature 35°C (95°F) DB / 24°C (75.2°F) WB
Heating : - Indoor Temperature 20°C (68°F) DB / 15°C (59°F) WB - Outdoor Temperature 7°C (44.6°F) DB / 6°C (42.8°F) WB
Piping Length - Interconnecting Piping Length 7.5m - Level Difference of Zero.
2. * : See page "Combination Table".
3. Due to our policy of innovation some specifications may be changed without notification.
4. At least two indoor units should be connected.
5. Minimum combination capacity rate should be more than 40%.
6. This product contains fluorinated greenhouse gases. (R410A)

CEILING & FLOOR CONVERTIBLE

Flexible Installation

The ceiling and floor models can be installed either on the ceiling or on the floor.
This saves space when installed in the shops or offices.

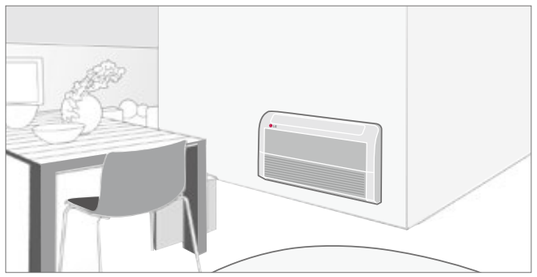

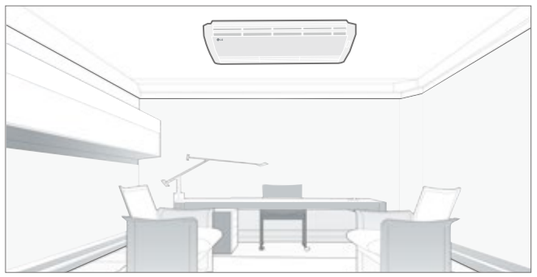

※ Ceiling & Floor : CV09 NE2 / CV12 NE2

Air Flow Direction Control

Vertical air flow direction can be adjusted using remote controller, and horizontal airflow direction can be adjusted manually.

Horizontal



Air flow



Cooling

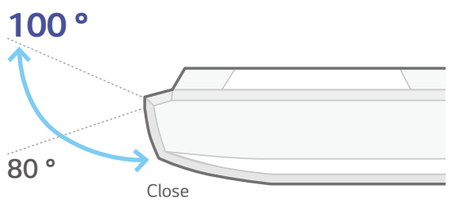

Heating

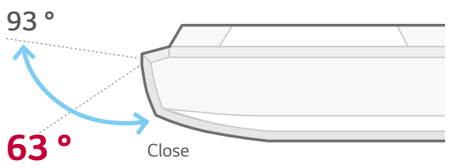

CEILING & FLOOR CONVERTIBLE

CAPACITY (KW)		2.6	3.5	5.3	7.0
Ceiling & Floor Convertible		CV09 NE2	CV12 NE2	-	-

Ceiling & Floor Convertible

INDOOR				CV09 NE2	CV12 NE2
Capacity	Cooling / Heating	Nom	kW	2.6 / 2.9	3.5 / 3.9
Power Input		Nom	W	30	40
Running Current		Nom	A	0.4	0.4
Power Supply			Ø, V, Hz	1, 220-240, 50	1, 220-240, 50
Air Flow Rate		H / M / L	m³/min	7.6 / 6.9 / 6.2	9.2 / 7.6 / 6.6
Sound Pressure	Cooling	H / M / L	dB(A)	38 / 35 / 31	40 / 36 / 32
Sound Power	Cooling	Max	dB(A)	52	56
Dehumidification Rate			l/h	1.2	1.2
Dimensions	Body	W x H x D	mm	900 × 490 × 200	900 × 490 × 200
Net Weight	Body		kg	13.7	13.7
Piping Connection	Liquid		mm (inch)	Ø6.35 (1/4)	Ø6.35 (1/4)
	Gas		mm (inch)	Ø9.52 (3/8)	Ø9.52 (3/8)

※ For our policy of continuous product improvement, specification, design and features are subject to change without prior notice.
Note : 1. Capacities are based on the following conditions :
Cooling : - Indoor Temperature 27°C (80.6°F) DB / 19°C (66.2°F) WB - Outdoor Temperature 35°C (95°F) DB / 24°C (75.2°F) WB
Heating : - Indoor Temperature 20°C (68°F) DB / 15°C (59°F) WB - Outdoor Temperature 7°C (44.6°F) DB / 6°C (42.8°F) WB
Piping Length - Interconnecting Piping Length 7.5m - Level Difference of Zero.
2. Definition of Power Input Nominal conditions – Performance tested under EN14511
3. Due to our policy of innovation some specifications may be changed without notification.
4. This product contains fluorinated greenhouse gases. (R410A)

CONSOLE

Optimized Air Flow for Cooling & Heating

During cooling operation, the vane adjusts upwards to direct air flow toward the ceiling. During heating operation, the van directs the air flow toward the floor to balance out the room temperature. A wireless controller is included with the indoor console unit.

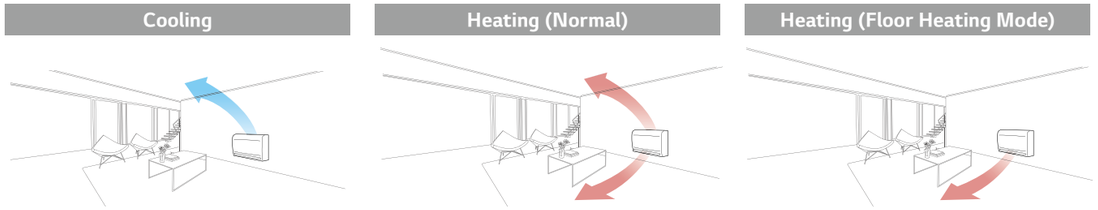

Quick Floor Heating

Console air conditioners offer a fast and powerful performance. Using the floor heating mode, console air conditioners provide faster floor heating nd help to reach the desired temperature quickly.

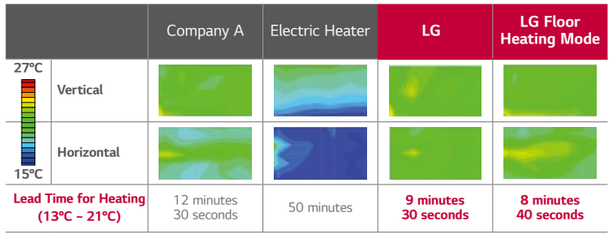

(Test Condition : Target Temp 23°C, Indoor Room : 13°C~ , Outdoor Room : 7°C)

5-Step Vane Control

There are 5 different stages to control air flow direction.

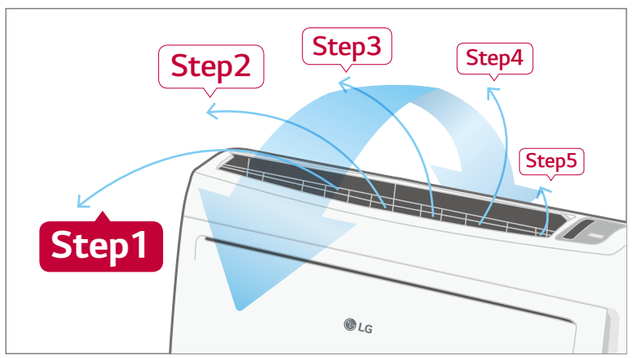

CONSOLE

CAPACITY (KW)	2.6	3.5	5.3
Console 	CQ09 NA0	CQ12 NA0	CQ18 NA0

Console

INDOOR				CQ09 NA0
Capacity	Cooling / Heating	Nom	kW	2.6 / 2.9
Power Input		Nom	W	20
Running Current		Nom	A	0.6
Power Supply			Ø, V, Hz	1, 220-240, 50
Air Flow Rate		H / M / L	m³/min	8.5 / 6.7 / 5.0
Sound Pressure	Cooling	H / M / L	dB(A)	38 / 32 / 27
Sound Power	Cooling	Max	dB(A)	53
Dehumidification Rate			l/h	1.2
Dimensions	Body	W x H x D	mm	700 × 600 × 210
Net Weight	Body		kg	14.0
Piping Connection	Liquid		mm (inch)	Ø6.35 (1/4)
	Gas		mm (inch)	Ø9.52 (3/8)

※ CQ09, CQ12, CQ18 are compatible between SCAC and MULTI.

INDOOR				CQ12 NA0	CQ18 NA0
Capacity	Cooling / Heating	Nom	kW	3.5 / 3.9	5.3 / 5.8
Power Input		Nom	W	20	40
Running Current		Nom	A	0.6	0.7
Power Supply			Ø, V, Hz	1, 220-240, 50	1, 220-240, 50
Air Flow Rate		H / M / L	m³/min	9.0 / 6.9 / 5.2	10.1 / 8.6 / 7.2
Sound Pressure	Cooling	H / M / L	dB(A)	39 / 32 / 27	44 / 39 / 35
Sound Power	Cooling	Max	dB(A)	56	60
Dehumidification Rate			l/h	1.4	2.3
Dimensions	Body	W x H x D	mm	700 × 600 × 210	700 × 600 × 210
Net Weight	Body		kg	14.0	14.0
Piping Connection	Liquid		mm (inch)	Ø6.35 (1/4)	Ø6.35 (1/4)
	Gas		mm (inch)	Ø9.52 (3/8)	Ø12.7 (1/2)

※ For our policy of continuous product improvement, specification, design and features are subject to change without prior notice.
Note : 1. Capacities are based on the following conditions :
Cooling : - Indoor Temperature 27°C (80.6°F) DB / 19°C (66.2°F) WB - Outdoor Temperature 35°C (95°F) DB / 24°C (75.2°F) WB
Heating : - Indoor Temperature 20°C (68°F) DB / 15°C (59°F) WB - Outdoor Temperature 7°C (44.6°F) DB / 6°C (42.8°F) WB
Piping Length - Interconnecting Piping Length 7.5m - Level Difference of Zero.
2. Definition of Power Input Nominal conditions – Performance tested under EN14511
3. Due to our policy of innovation some specifications may be changed without notification.
4. This product contains fluorinated greenhouse gases. (R410A)

LG WI-FI MODEM

Control LG air conditioners via using the internet devices as Android or iOS bases smartphones.



PWFMDD200

Features

- Access LG air conditioner anytime and from anywhere with Wi-Fi equipped device.
- LG's exclusive Home Appliances control app(LG ThinQ) is available.
- Simple operation for various functions.
  - On / Off
  - Fan Speed
  - Energy Monitoring [1)]
  - Operation Mode
  - Vane Control [2)]
  - Filter Management
  - Current / Set Temperature
  - Reservation (Sleep, Weekly On / Off)
  - Error check

MODEL NAME	PWFMDD200
Size (W x H x D, mm)	48 x 68 x 14
Interfaceable Products	Multi Indoor unit [3)]
Connection Type	Indoor unit 1:1
Communication Frequency	2.4 GHz
Wireless Standards	IEEE 802.11b/g/n
Mobile Application	LG ThinQ (Android v4.1(Jellybean) or higher, iPhone iOS 9.0 or higher)
Optional Extension Cable	PWYREW000 (10m extension)

※ Functionality may be different according to each IDU model.
※ User interface of application shall be revised for its design and contents improvement.
※ Application is optimized for smartphone use, so it may not be well functioning with tablet devices.
1) LG Centralized controller and PDI installation is required for this function.
2) Vane Control may not be possible according to the type of Indoor unit.
3) For the compatibility with Indoor unit, please contact regional office.

Download on the App Store GET IT ON Google Play

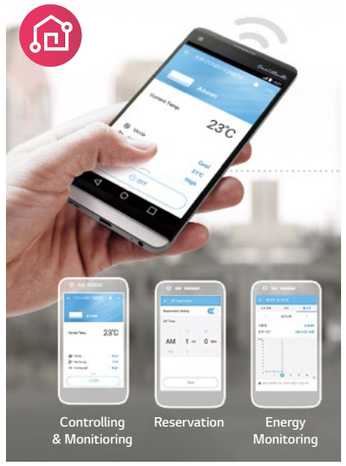

Overview

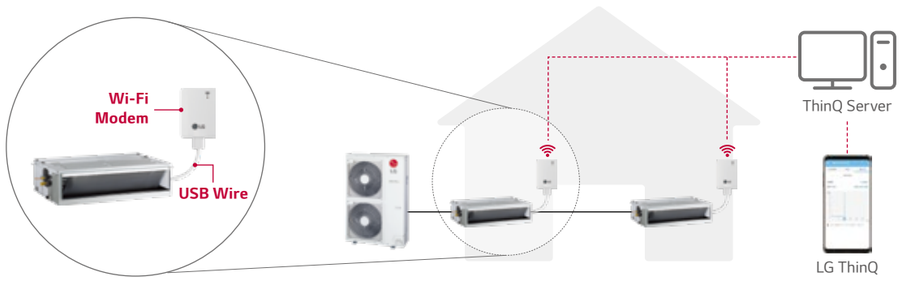

※ Search "LG ThinQ" on Google market or Appstore then download the app.
※ Internet service with Wi-Fi connection has to be available.

ACCESSORIES

Standard Wired Remote Controller

Standard III



PREMTB100



PREMTB10

Standard II



PREMTB001



PREMTB01

Model Name	PREMTB100 PREMTBB10	PREMTB001 PREMTBB01
Operation Mode	On / Off, Fan Speed Control, Temperature Setting	
Mode Change	Cooling / Heating / Auto / Dehumidification / Fan	
Auto Swing / Vane Control	•	•
Reservation	Simple / Sleep / On, Off / Weekly / Holiday	
Time Display	•	•
Electrical Failure Compensation	•	•
Child Lock	•	•
Operation Status LED	•	•
Indoor Temperature Display	•	•
Wireless Remote Controller Receiver	-	•
Size (W x H x D, mm)	120 x 120 x 16	120 x 121 x 16
Backlight	•	•

※ Refer to each model PDB for applicable models.

Remote Controller



PQWRHQ0FDB

PI 485



PMNFP14A1

Power : Single phase AC 220V 50/60Hz
Max no of the indoor units that can be connected: 64 UNITS
Model applied : RAC / Multi / Single / Therma V

※ Refer to each product PDB for applicable models.

Dry Contact



PDRYCB000



PDRYCB400



PDRYCB300



PDRYCB500

※ Refer to each product PDB for applicable models.

MODEL	PDRYCB000	PDRYCB400	PDRYCB300	PDRYCB500
Contact Point	1 Control Point	2 Control Point	8 Control Point	Modbus RTU
Power Input	AC 220V from outside power source	DC 5V & 12V from indoor unit PCB	DC 5V & 12V from indoor unit PCB	DC 5V & 12 V from indoor unit PDB
Voltage / Non Voltage Input	-	•	•	-
On / Off Control	•	•	•	•
Lock / Unlock	•	•	•	
Fan Speed Setting	-	-	•	•
Thermo Off	-	•	•	-
Energy Saving	-	•	-	-
Temperature Setting	-	•	•	•
Error Monitoring	•	•	•	•
Operation Monitoring	•	•	•	•

ACCESSORIES

Distributor Box

PMBD3620, PMBD3630, PMBD3640

Easy installation using the range of Distributor Boxes.

For	2 Indoors	3 Indoors	4 Indoors
Distributor	 PMBD3620	 PMBD3630	 PMBD3640

Various distributors can make much easier installation for any sites.

Features

- Distribution of refrigerant to various indoor units.
- 3 models (2, 3, 4 Indoor Units)
- EEV included
- Controlling PCB inside the unit
- Internally insulated (Prevents any chances of drainage)
- Flare joints for easy and clean installation
- Compact design (Low height)
- Flexible installation



No Brazing



Just Flaring

Specification

MODEL NAME			PMBD3620	PMBD3630	PMBD3640
Connectable Indoor Units	Number of Indoor Units		1 ~ 2	1 ~ 3	1 ~ 4
	Capacity		5k / 7k / 9k / 12k / 18k / 24k	5k / 7k / 9k / 12k / 18k / 24k	5k / 7k / 9k / 12k / 18k / 24k
Power Source		Ø, V, Hz	1, 220-240, 50	1, 220-240, 50	1, 220-240, 50
Power Consumption		W	10	10	10
Runing Current		A	0.05	0.05	0.05
Dimensions	W x H x D	mm (inch)	302 × 143 × 252 (11.9 × 5.6 × 9.9)	302 × 143 × 252 (11.9 × 5.6 × 9.9)	302 × 143 × 252 (11.9 × 5.6 × 9.9)
Net Weight		kg/lb	4.8 / 10.6	4.9 / 10.8	5 / 11
Piping Connection (To Outdoor Unit)	Liquid	mm (inch)	Ø9.52 (3/8)	Ø9.52 (3/8)	Ø9.52(3/8)
	Gas	mm (inch)	Ø19.05 (3/4)	Ø19.05 (3/4)	Ø19.05(3/4)
Piping Connection (To Indoor Unit)	Liquid	mm (inch)	Ø6.35 (1/4) × 2EA	Ø6.35 (1/4) × 3EA	Ø6.35 (1/4) × 4EA
	Gas	mm (inch)	Ø9.52 (3/8) × 2EA	Ø9.52 (3/8) × 3EA	Ø9.52 (3/8) × 4EA
Accessories	Hanger (Bracket)	EA	4	4	4
	Screw	EA	8	8	8
	Manual	EA	1	1	1

※ For our policy of continuous product improvement, specification, design and features are subject to change without prior notice.
Note : 1. The piping connection must be suit the piping sizes of the indoor unit which will be connected. (If need, use the connector which is included in the indoor unit)
2. The BD should be installed inside the building.

ACCESSORIES

Y Branch and Branch Kit

PMBL5620 (2 units) / PMBL1203F0 (3 units)



Features

- Y Branch and Branch kit make Multi FDX installation much easier.
- Y Branch and Branch kit for both gas and liquid are provided.
- Insulation material is also provided for covering the branches.

Application

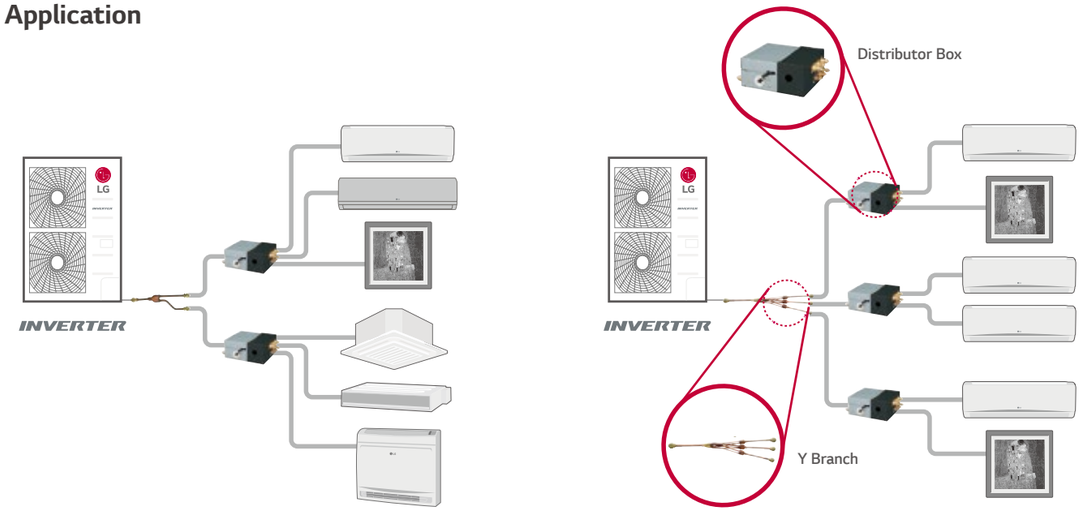

Accessory Model Name

(Unit : mm)

MODEL NAME	NO. OF BRANCH DISTRIBUTION UNITS	APPLICABLE MODEL	SPECIFICATION	
			GAS	LIQUID
PMBL5620	2 Units	1Ø, 3Ø	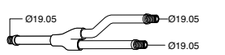	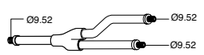
PMBL1203F0	3 Units	1Ø, 3Ø	